



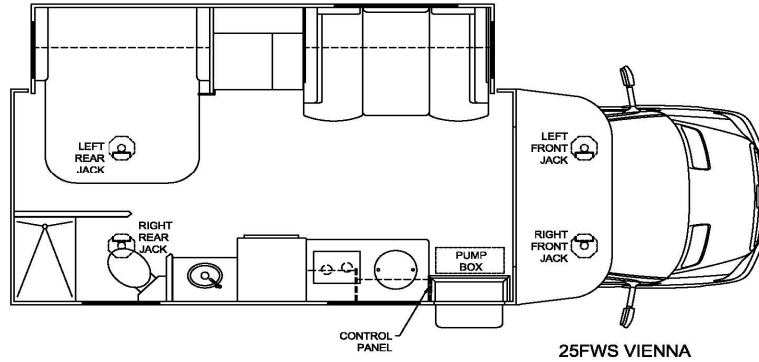
**EQ SMART-LEVEL**  
**RENEGADE SYSTEM BOOK**  
**2022-2024**

## TABLE OF CONTENTS

2022 VIENNA	25FWS, 25FWC, 25RML, 25RMC	4-7
2022 VERACRUZ	30VRM	8
2022 VALENCIA	35MB, 38BB, 38RB, 38RW	9-12
2022 VERONA	34VQB, 36VSB, 40VBH, 40VRB	13-16
2022 VERONA LE	37LMB, 38LDG, 40LRB, 40LTS	17-20
2022 EXPLORER	38EMB, 40ERB	21-23
2022 XL	X43DB, X45BBC, X45DBM, X45QS	24-26
2023 VIENNA	25FWS, 25FWC, 25RML, 25RMC, 25TBN, 25TBC	27-32
2023 VERACRUZ	30VRM, 30VRW	33-34
2023 VALENCIA	36SB, 38BB, 38RB, 38RW	35-38
2023 VERONA	36VSB, 36VSB-C, 40VBH, 40VBH-C, 40VRB, 40VRB-C	39-41
2023 VERONA LE	37LMB, 38LDG, 40LRB, 40LTS	42-45
2023 EXPLORER	38EMB, 40ERB	46-47
2023 XL	X43DB, X45BBC, X45DBM, X45QS	48-51
2023 CLASSIC	38CSB, 41CMB, 41CRB, 41CRW, 43CMD, 45CBF, 35CME, 45CMR, 45CRS	52-56
2024 VIENNA	25FWS, 25FWC, 25RML, 25RMC, 25TBN, 25TBC	57-62
2024 VERACRUZ	30VRM, 30VRW	63-64
2024 VALENCIA	36SB, 38BB, 38RB, 38RW	65-68
2024 VERONA	36VSB, 36VSB-C, 40VBH, 40VBH-C, 40VRB, 40VRB-C	69-71
2024 VERONA LE	37LMB, 38LDG, 40LRB, 40LTS	72-75
2024 EXPLORER	38EMB, 40ERB	76-77

2024 XL	X43DB, X45BBC, X45DBM, X45QS	78-81
2024 CLASSIC	38CSB, 41CMB, 41CRB, 41CRW, 43CMD, 45CBF, 35CME, 45CMR, 45CRS	82-86
Jack/Slide Drawings	(7160, 7214, 7214REN, 7214RENSP, 7261, 7636, 7636REN, 7842REV, 70202, 70203, 70269EQ, 70270EQ, 70416)	86-118
Pump Drawings	(7629SFP, 7846KS, 7982KS, 7998SFP, 70036KS, 70418, 70421, 70424, 70426)	119-164
Hose Kits	(7977, 70096, 70196, 70197, 70213, 70214)	164-176
Wiring Schematics	(8143RENB/8144RENB, 8237D, 8083B, 8609B, 8757RENB)	177-181

RENEGADE 2022  
VIENNA 25FWS



**Notes:**

1) 70202 and 70203 include mounting bracket. To order jack assembly, use 7842A.

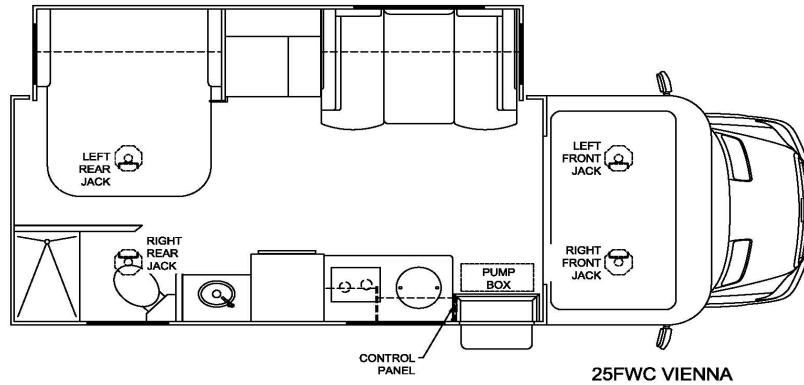
Item, Length	Description / Location	Qty	Color	Equalizer Part No.
Kit	Panel and harness only	1		8757RENB
Pump	4-Function, Jacks	1		7982KS
Jack	(DS front) 7,500 lbs, 13" Stroke	1		70202
Jack	(PS front) 7,500 lbs, 13" Stroke	1		70203
Cross Tie Assembly	Used to tie front jacks together	1		70201
Jack	(DS rear) 7,500 lbs, 13" Stroke	1		70269EQ
Jack	(PS rear) 7,500 lbs, 13" Stroke	1		70270EQ
Cross Tie Assembly	Used to tie rear jacks together	1		7970A
Control Panel	Located near entry door	1		3197SC
Harness	Connects Pump to Control Panel	1		6133-15
Hose Kit	Complete Set of Hoses	1		7977
Hose, 4'	Left Rear Jack Bottom, Right Rear Jack Bottom	1	Org Stripe/Yel Stripe	2459
Hose, 6'	Pump to Jack, Right Front Top	1	White Solid	2461
Hose, 6'	Pump to Jack, Right Front Bottom	1	White Stripe	2461
Hose, 10'	Pump to Jack, Left Front Top	1	Brown Solid	2465
Hose, 10'	Pump to Jack, Left Front Bottom	1	Brown Stripe	2465
Hose, 14'	Pump to Jack, Left Rear Top	1	Orange Solid	2469
Hose, 14'	Pump to Jack, Left Rear Bottom	1	Orange Stripe	2469
Hose, 14'	Pump to Jack, Right Rear Top	1	Yellow Solid	2469

**Options**


**Revisions**




RENEGADE 2022  
VIENNA 25FWC



**Notes:**

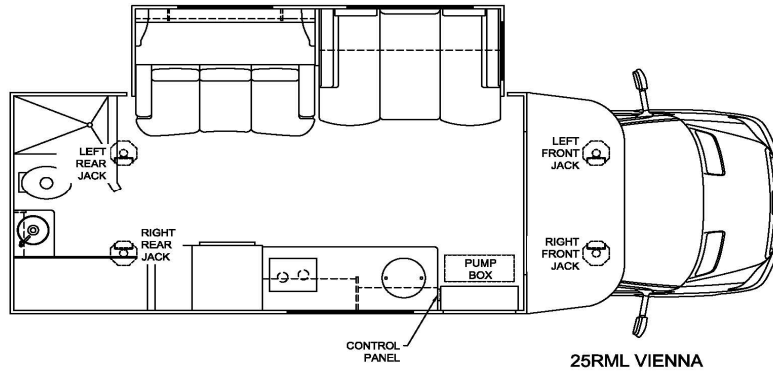
1) 70202 and 70203 include mounting bracket. To order jack assembly, use 7842A.

Item, Length	Description / Location	Qty	Color	Equalizer Part No.
Kit	Panel and harness only	1		8757RENB
Pump	4-Function, Jacks	1		7982KS
Jack	(DS front) 7,500 lbs, 13" Stroke	1		70202
Jack	(PS front) 7,500 lbs, 13" Stroke	1		70203
Cross Tie Assembly	Used to tie front jacks together	1		70201
Jack	(DS rear) 7,500 lbs, 13" Stroke	1		70269EQ
Jack	(PS rear) 7,500 lbs, 13" Stroke	1		70270EQ
Cross Tie Assembly	Used to tie rear jacks together	1		7970A
Control Panel	Located near entry door	1		3197SC
Harness	Connects Pump to Control Panel	1		6133-15
Hose Kit	Complete Set of Hoses	1		7977
Hose, 4'	Left Rear Jack Bottom, Right Rear Jack Bottom	1	Org Stripe/Yel Stripe	2459
Hose, 6'	Pump to Jack, Right Front Top	1	White Solid	2461
Hose, 6'	Pump to Jack, Right Front Bottom	1	White Stripe	2461
Hose, 10'	Pump to Jack, Left Front Top	1	Brown Solid	2465
Hose, 10'	Pump to Jack, Left Front Bottom	1	Brown Stripe	2465
Hose, 14'	Pump to Jack, Left Rear Top	1	Orange Solid	2469
Hose, 14'	Pump to Jack, Left Rear Bottom	1	Orange Stripe	2469
Hose, 14'	Pump to Jack, Right Rear Top	1	Yellow Solid	2469

**Options**


**Revisions**


RENEGADE 2022  
VIENNA 25RML



**Notes:**

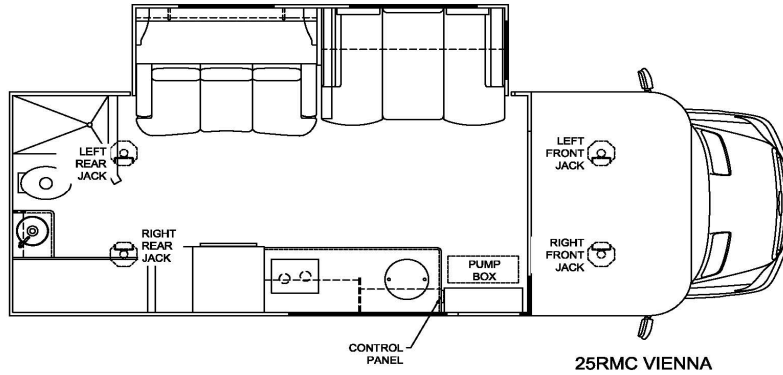
1) 70202 and 70203 include mounting bracket. To order jack assembly, use 7842A.

Item, Length	Description / Location	Qty	Color	Equalizer Part No.
Kit	Panel and harness only	1		8757RENB
Pump	4-Function, Jacks	1		7982KS
Jack	(DS front) 7,500 lbs, 13" Stroke	1		70202
Jack	(PS front) 7,500 lbs, 13" Stroke	1		70203
Cross Tie Assembly	Used to tie front jacks together	1		70201
Jack	(DS rear) 7,500 lbs, 13" Stroke	1		70269EQ
Jack	(PS rear) 7,500 lbs, 13" Stroke	1		70270EQ
Cross Tie Assembly	Used to tie rear jacks together	1		7970A
Control Panel	Located near entry door	1		3197SC
Harness	Connects Pump to Control Panel	1		6133-15
Hose Kit	Complete Set of Hoses	1		7977
Hose, 4'	Left Rear Jack Bottom, Right Rear Jack Bottom	1	Org Stripe/Yel Stripe	2459
Hose, 6'	Pump to Jack, Right Front Top	1	White Solid	2461
Hose, 6'	Pump to Jack, Right Front Bottom	1	White Stripe	2461
Hose, 10'	Pump to Jack, Left Front Top	1	Brown Solid	2465
Hose, 10'	Pump to Jack, Left Front Bottom	1	Brown Stripe	2465
Hose, 14'	Pump to Jack, Left Rear Top	1	Orange Solid	2469
Hose, 14'	Pump to Jack, Left Rear Bottom	1	Orange Stripe	2469
Hose, 14'	Pump to Jack, Right Rear Top	1	Yellow Solid	2469

**Options**


**Revisions**


RENEGADE 2022  
VIENNA 25RMC



**Notes:**

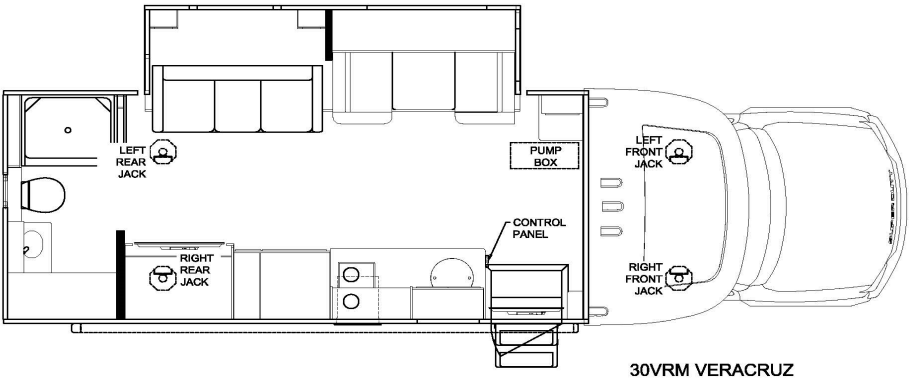
1) 70202 and 70203 include mounting bracket. To order jack assembly, use 7842A.

Item, Length	Description / Location	Qty	Color	Equalizer Part No.
Kit	Panel and harness only	1		8757RENB
Pump	4-Function, Jacks	1		7982KS
Jack	(DS front) 7,500 lbs, 13" Stroke	1		70202
Jack	(PS front) 7,500 lbs, 13" Stroke	1		70203
Cross Tie Assembly	Used to tie front jacks together	1		70201
Jack	(DS rear) 7,500 lbs, 13" Stroke	1		70269EQ
Jack	(PS rear) 7,500 lbs, 13" Stroke	1		70270EQ
Cross Tie Assembly	Used to tie rear jacks together	1		7970A
Control Panel	Located near entry door	1		3197SC
Harness	Connects Pump to Control Panel	1		6133-15
Hose Kit	Complete Set of Hoses	1		7977
Hose, 4'	Left Rear Jack Bottom, Right Rear Jack Bottom	1	Org Stripe/Yel Stripe	2459
Hose, 6'	Pump to Jack, Right Front Top	1	White Solid	2461
Hose, 6'	Pump to Jack, Right Front Bottom	1	White Stripe	2461
Hose, 10'	Pump to Jack, Left Front Top	1	Brown Solid	2465
Hose, 10'	Pump to Jack, Left Front Bottom	1	Brown Stripe	2465
Hose, 14'	Pump to Jack, Left Rear Top	1	Orange Solid	2469
Hose, 14'	Pump to Jack, Left Rear Bottom	1	Orange Stripe	2469
Hose, 14'	Pump to Jack, Right Rear Top	1	Yellow Solid	2469

**Options**


**Revisions**


RENEGADE 2022  
VERACRUZ 30VRM



30VRM VERACRUZ

Notes:

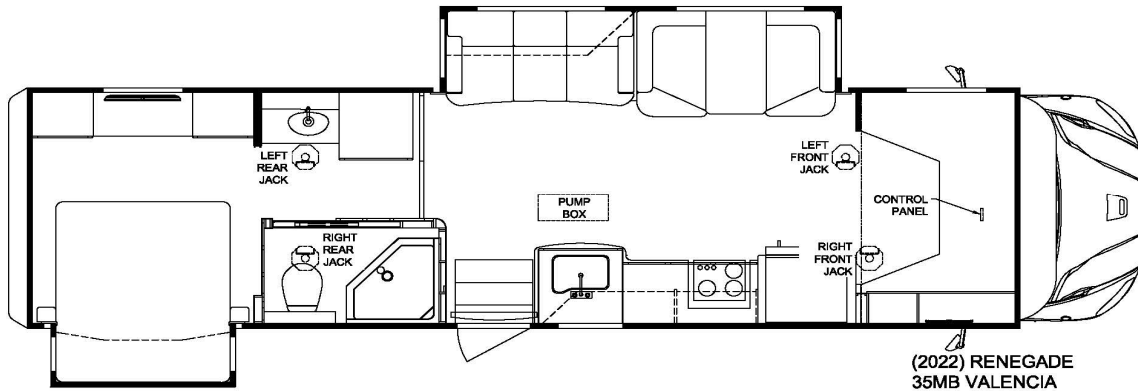
Item, Length	Description / Location	Qty	Color	Equalizer Part No.
Kit	Panel and harness only	1		8237D
Pump	4-Function, Jacks	1		7948KS
Jack	(front) 7,500 lbs, 13" Stroke	2		7842REV
Jack	(rear) 12,000 lbs, 16" Stroke	2		7214
Control Panel	Located near entry door	1		3197SC
Harness	Connects Pump to Control Panel	1		6133-30
Hose Kit	Complete Set of Hoses	1		70096
Hose, 8'	Pump to Jack, Left Front Top	1	Brown Solid	2463
Hose, 8'	Pump to Jack, Left Front Bottom	1	Brown Stripe	2463
Hose, 8'	Left Front Jack Bottom, Right Front Jack Bottom	1	Brn Stripe/Wht Stripe	2463
Hose, 8'	Left Rear Jack Bottom, Right Rear Jack Bottom	1	Org Stripe/Yel Stripe	2463
Hose, 10'	Pump to Jack, Right Front Top	1	White Solid	2465
Hose, 22'	Pump to Jack, Right Rear Top	1	Yellow Solid	2476
Hose, 22'	Pump to Jack, Left Rear Top	1	Orange Solid	2476
Hose, 22'	Pump to Jack, Left Rear Bottom	1	Orange Stripe	2476

Options

Revisions



RENEGADE 2022  
VALENCIA 35MB



(2022) RENEGADE  
35MB VALENCIA

**Notes:**

7214RENSP is the part number for the jack attached to the bracket. To order just the jack use number 7214

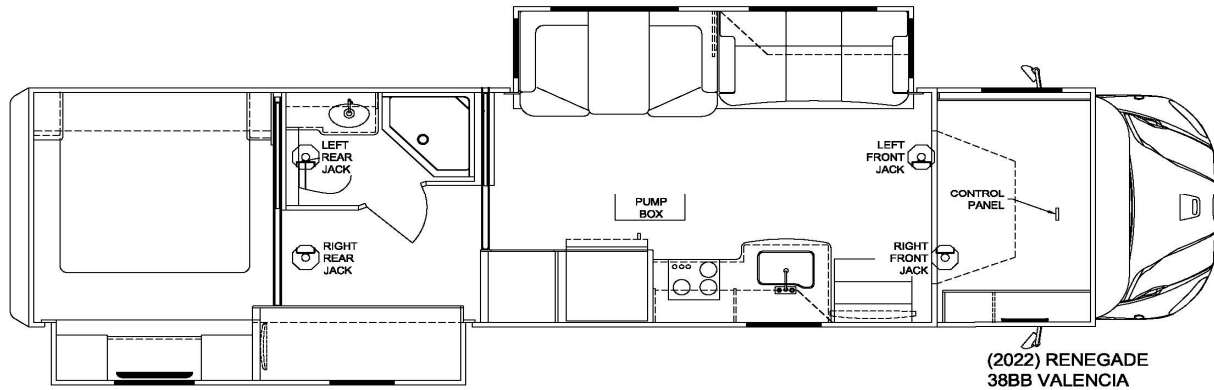
7636REN is the part number for the jack attached to the bracket. To order just the jack use number 7636

Item, Length	Description / Location	Qty	Color	Equalizer Part No.
Kit	(Items listed below)	1		8083B
Pump	4-Function, Jacks	1		70036KS
Jack	Rear Jacks 12,000 lbs, 16" Stroke	2		7214RENSP
Jack	Driver Side Front 7,500 lbs, 15" Stroke	1		7636
Jack	Passenger Side Front 7,500 lbs, 15" Stroke	1		7636REN
Control Panel	Located overhead of the passenger seat	1		3197SC
Harness	Connects Pump to Control Panel	1		6171-30
Hose Kit	Complete Set of Hoses	1		70196
Hose, 14'	Pump to Jack, Right Front Top	1	White Solid	2469
Hose, 14'	Pump to Jack, Right Front Bottom	1	White Stripe	2469
Hose, 14'	Pump to Jack, Left Front Top	1	Brown Solid	2469
Hose, 14'	Pump to Jack, Left Front Bottom	1	Brown Stripe	2469
Hose, 16'	Pump to Jack, Right Rear Top	1	Yellow Solid	2471
Hose, 16'	Pump to Jack, Right Rear Bottom	1	Yellow Stripe	2471
Hose, 18'	Pump to Jack, Left Rear Top	1	Orange Solid	2473
Hose, 18'	Pump to Jack, Left Rear Bottom	1	Orange Stripe	2473

**Options**


**Revisions**


RENEGADE 2022  
VALENCIA 38BB



**Notes:**

7214RENSP is the part number for the jack attached to the bracket. To order just the jack use number 7214

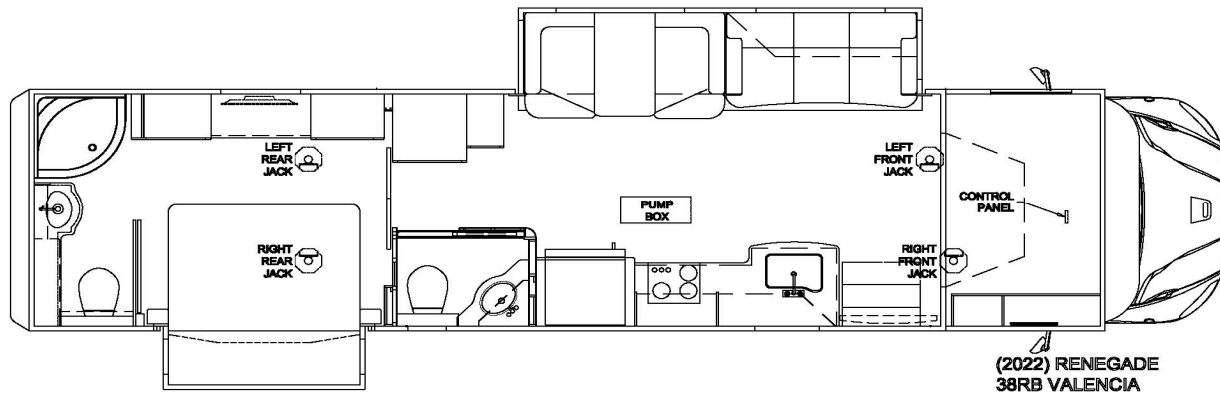
7636REN is the part number for the jack attached to the bracket. To order just the jack use number 7636

Item, Length	Description / Location	Qty	Color	Equalizer Part No.
Kit	(Items listed below)	1		8083B
Pump	4-Function, Jacks	1		70036KS
Jack	Rear Jacks 12,000 lbs, 16" Stroke	2		7214RENSP
Jack	Driver Side Front 7,500 lbs, 15" Stroke	1		7636
Jack	Passenger Side Front 7,500 lbs, 15" Stroke	1		7636REN
Control Panel	Located overhead of the passenger seat	1		3197SC
Harness	Connects Pump to Control Panel	1		6171-30
Hose Kit	Complete Set of Hoses	1		70196
Hose, 14'	Pump to Jack, Right Front Top	1	White Solid	2469
Hose, 14'	Pump to Jack, Right Front Bottom	1	White Stripe	2469
Hose, 14'	Pump to Jack, Left Front Top	1	Brown Solid	2469
Hose, 14'	Pump to Jack, Left Front Bottom	1	Brown Stripe	2469
Hose, 16'	Pump to Jack, Right Rear Top	1	Yellow Solid	2471
Hose, 16'	Pump to Jack, Right Rear Bottom	1	Yellow Stripe	2471
Hose, 18'	Pump to Jack, Left Rear Top	1	Orange Solid	2473
Hose, 18'	Pump to Jack, Left Rear Bottom	1	Orange Stripe	2473

**Options**


**Revisions**


RENEGADE 2022  
VALENCIA 38RB



**Notes:**

7214RENSP is the part number for the jack attached to the bracket. To order just the jack use number 7214

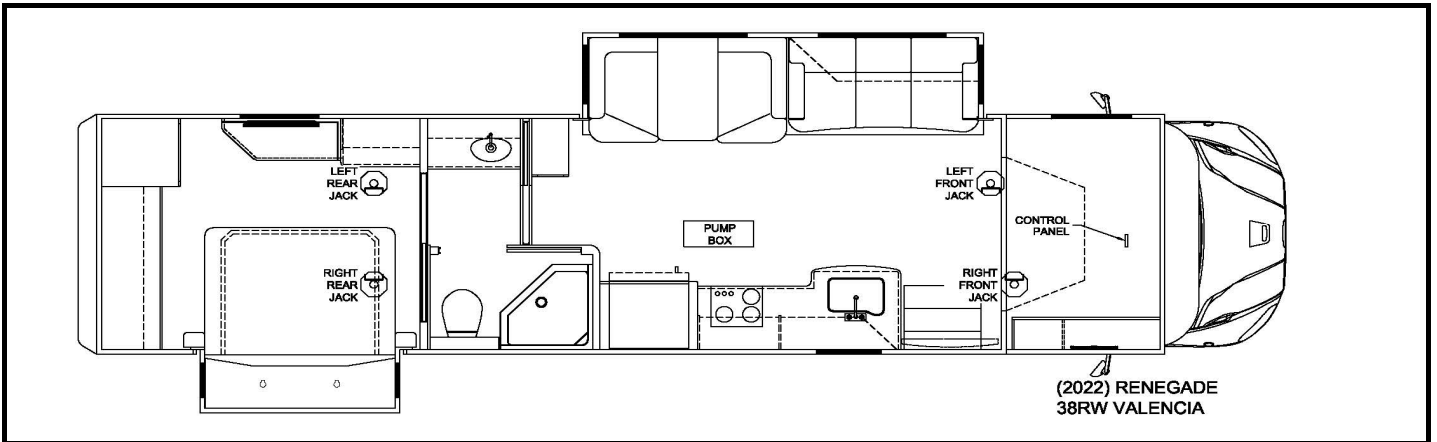
7636REN is the part number for the jack attached to the bracket. To order just the jack use number 7636

Item, Length	Description / Location	Qty	Color	Equalizer Part No.
Kit	(Items listed below)	1		8083B
Pump	4-Function, Jacks	1		70036KS
Jack	Rear Jacks 12,000 lbs, 16" Stroke	2		7214RENSP
Jack	Driver Side Front 7,500 lbs, 15" Stroke	1		7636
Jack	Passenger Side Front 7,500 lbs, 15" Stroke	1		7636REN
Control Panel	Located overhead of the passenger seat	1		3197SC
Harness	Connects Pump to Control Panel	1		6171-30
Hose Kit	Complete Set of Hoses	1		70196
Hose, 14'	Pump to Jack, Right Front Top	1	White Solid	2469
Hose, 14'	Pump to Jack, Right Front Bottom	1	White Stripe	2469
Hose, 14'	Pump to Jack, Left Front Top	1	Brown Solid	2469
Hose, 14'	Pump to Jack, Left Front Bottom	1	Brown Stripe	2469
Hose, 16'	Pump to Jack, Right Rear Top	1	Yellow Solid	2471
Hose, 16'	Pump to Jack, Right Rear Bottom	1	Yellow Stripe	2471
Hose, 18'	Pump to Jack, Left Rear Top	1	Orange Solid	2473
Hose, 18'	Pump to Jack, Left Rear Bottom	1	Orange Stripe	2473

**Options**


**Revisions**


RENEGADE 2022  
VALENCIA 38RW



**Notes:**

7214RENSP is the part number for the jack attached to the bracket. To order just the jack use number 7214

7636REN is the part number for the jack attached to the bracket. To order just the jack use number 7636

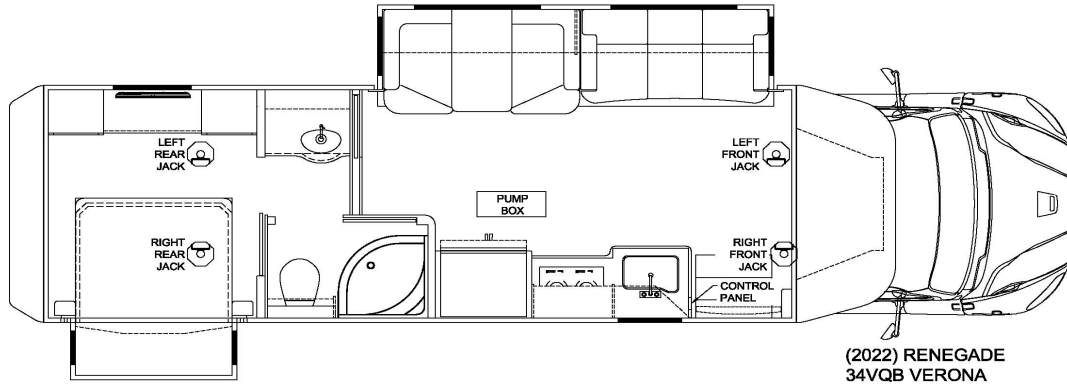
Item, Length	Description / Location	Qty	Color	Equalizer Part No.
Kit	(Items listed below)	1		8083B
Pump	4-Function, Jacks	1		70036KS
Jack	Rear Jacks 12,000 lbs, 16" Stroke	2		7214RENSP
Jack	Driver Side Front 7,500 lbs, 15" Stroke	1		7636
Jack	Passenger Side Front 7,500 lbs, 15" Stroke	1		7636REN
Control Panel	Located overhead of the passenger seat	1		3197SC
Harness	Connects Pump to Control Panel	1		6171-30
Hose Kit	Complete Set of Hoses	1		70196
Hose, 14'	Pump to Jack, Right Front Top	1	White Solid	2469
Hose, 14'	Pump to Jack, Right Front Bottom	1	White Stripe	2469
Hose, 14'	Pump to Jack, Left Front Top	1	Brown Solid	2469
Hose, 14'	Pump to Jack, Left Front Bottom	1	Brown Stripe	2469
Hose, 16'	Pump to Jack, Right Rear Top	1	Yellow Solid	2471
Hose, 16'	Pump to Jack, Right Rear Bottom	1	Yellow Stripe	2471
Hose, 18'	Pump to Jack, Left Rear Top	1	Orange Solid	2473
Hose, 18'	Pump to Jack, Left Rear Bottom	1	Orange Stripe	2473

**Options**


**Revisions**




RENEGADE 2022  
VERONA 34VQB



(2022) RENEGADE  
34VQB VERONA

**Notes:**

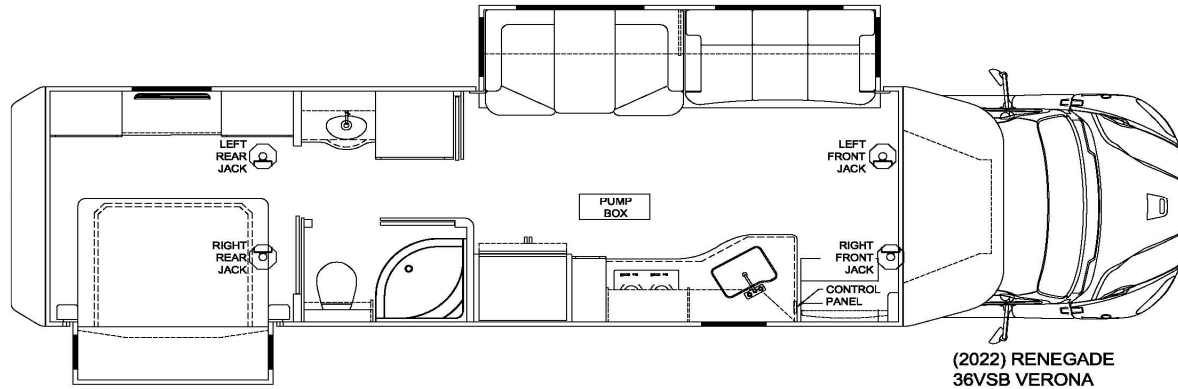
7214REN is the part number for the jack and bracket bolted together. To order replacement just order 7214

Item, Length	Description / Location	Qty	Color	Equalizer Part No.
Kit	(Items listed below)	1		8609B
Pump	4-Function, Jacks	1		7629SFP
Jack	12,000 lbs, 16" Stroke	4		7214REN
Control Panel	Located next to entry door	1		3197SC
Harness	Connects Pump to Control Panel	1		6171-30
Hose Kit	Complete Set of Hoses	1		70197
Hose, 10'	Pump to Jack, Right Front Top	1	White Solid	2465
Hose, 10'	Pump to Jack, Right Front Bottom	1	White Stripe	2465
Hose, 12'	Pump to Jack, Left Front Top	1	Brown Solid	2467
Hose, 12'	Pump to Jack, Left Front Bottom	1	Brown Stripe	2467
Hose, 20'	Pump to Jack, Right Rear Top	1	Yellow Solid	2475
Hose, 20'	Pump to Jack, Right Rear Bottom	1	Yellow Stripe	2475
Hose, 22'	Pump to Jack, Left Rear Top	1	Orange Solid	2476
Hose, 22'	Pump to Jack, Left Rear Bottom	1	Orange Stripe	2476

**Options**

**Revisions**

RENEGADE 2022  
VERONA 36VSB



(2022) RENEGADE  
36VSB VERONA

**Notes:**

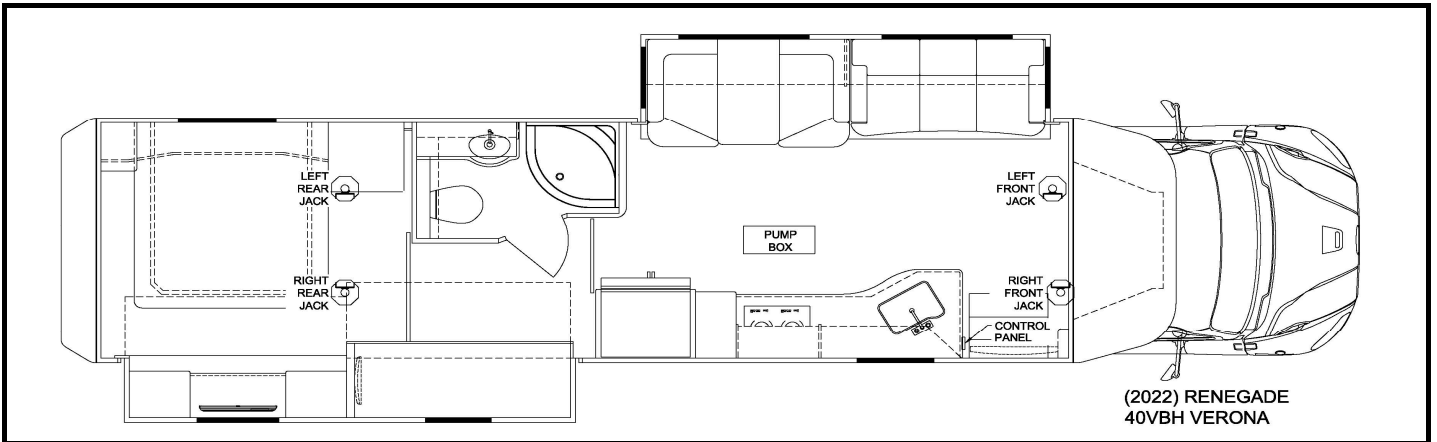
7214REN is the part number for the jack and bracket bolted together. To order replacement just order 7214

Item, Length	Description / Location	Qty	Color	Equalizer Part No.
Kit	(Items listed below)	1		8609B
Pump	4-Function, Jacks	1		7629SFP
Jack	12,000 lbs, 16" Stroke	4		7214REN
Control Panel	Located next to entry door	1		3197SC
Harness	Connects Pump to Control Panel	1		6171-30
Hose Kit	Complete Set of Hoses	1		70197
Hose, 10'	Pump to Jack, Right Front Top	1	White Solid	2465
Hose, 10'	Pump to Jack, Right Front Bottom	1	White Stripe	2465
Hose, 12'	Pump to Jack, Left Front Top	1	Brown Solid	2467
Hose, 12'	Pump to Jack, Left Front Bottom	1	Brown Stripe	2467
Hose, 20'	Pump to Jack, Right Rear Top	1	Yellow Solid	2475
Hose, 20'	Pump to Jack, Right Rear Bottom	1	Yellow Stripe	2475
Hose, 22'	Pump to Jack, Left Rear Top	1	Orange Solid	2476
Hose, 22'	Pump to Jack, Left Rear Bottom	1	Orange Stripe	2476

**Options**

**Revisions**

RENEGADE 2022  
VERONA 40VBH



**Notes:**

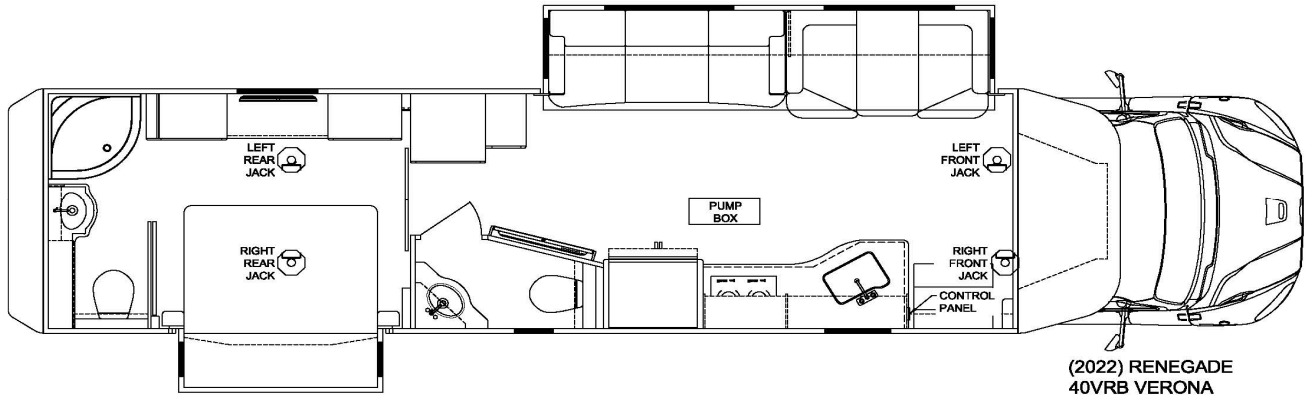
7214REN is the part number for the jack and bracket bolted together. To order replacement just order 7214

Item, Length	Description / Location	Qty	Color	Equalizer Part No.
Kit	(Items listed below)	1		8609B
Pump	4-Function, Jacks	1		7629SFP
Jack	12,000 lbs, 16" Stroke	4		7214REN
Control Panel	Located next to entry door	1		3197SC
Harness	Connects Pump to Control Panel	1		6171-30
Hose Kit	Complete Set of Hoses	1		70197
Hose, 10'	Pump to Jack, Right Front Top	1	White Solid	2465
Hose, 10'	Pump to Jack, Right Front Bottom	1	White Stripe	2465
Hose, 12'	Pump to Jack, Left Front Top	1	Brown Solid	2467
Hose, 12'	Pump to Jack, Left Front Bottom	1	Brown Stripe	2467
Hose, 20'	Pump to Jack, Right Rear Top	1	Yellow Solid	2475
Hose, 20'	Pump to Jack, Right Rear Bottom	1	Yellow Stripe	2475
Hose, 22'	Pump to Jack, Left Rear Top	1	Orange Solid	2476
Hose, 22'	Pump to Jack, Left Rear Bottom	1	Orange Stripe	2476

**Options**


**Revisions**


RENEGADE 2022  
VERONA 40VRB



(2022) RENEGADE  
40VRB VERONA

**Notes:**

7214REN is the part number for the jack and bracket bolted together. To order replacement just order 7214

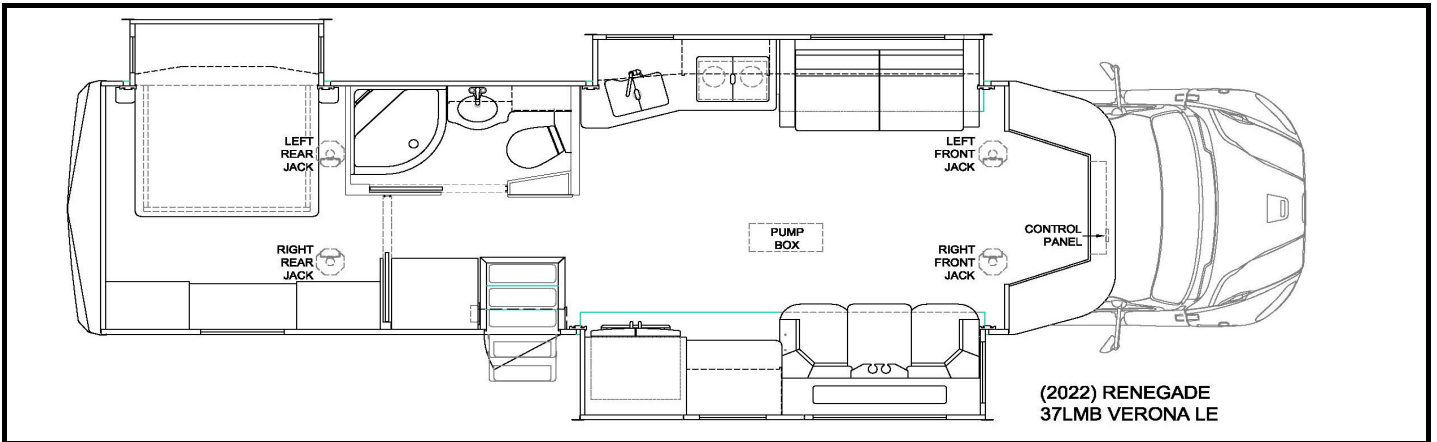
Item, Length	Description / Location	Qty	Color	Equalizer Part No.
Kit	(Items listed below)	1		8609B
Pump	4-Function, Jacks	1		7629SFP
Jack	12,000 lbs, 16" Stroke	4		7214REN
Control Panel	Located next to entry door	1		3197SC
Harness	Connects Pump to Control Panel	1		6171-30
Hose Kit	Complete Set of Hoses	1		70197
Hose, 10'	Pump to Jack, Right Front Top	1	White Solid	2465
Hose, 10'	Pump to Jack, Right Front Bottom	1	White Stripe	2465
Hose, 12'	Pump to Jack, Left Front Top	1	Brown Solid	2467
Hose, 12'	Pump to Jack, Left Front Bottom	1	Brown Stripe	2467
Hose, 20'	Pump to Jack, Right Rear Top	1	Yellow Solid	2475
Hose, 20'	Pump to Jack, Right Rear Bottom	1	Yellow Stripe	2475
Hose, 22'	Pump to Jack, Left Rear Top	1	Orange Solid	2476
Hose, 22'	Pump to Jack, Left Rear Bottom	1	Orange Stripe	2476

**Options**


**Revisions**




RENEGADE 2022  
VERONA LE 37LMB



**Notes:**

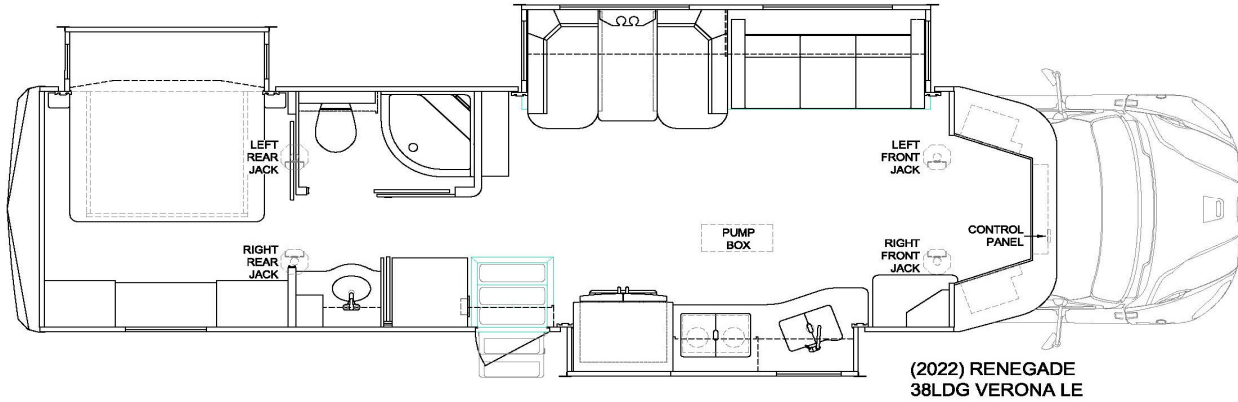
7214REN is the part number for the jack and bracket bolted together. To order replacement just order 7214

Item, Length	Description / Location	Qty	Color	Equalizer Part No.
Kit	(Items listed below)	1		8609B
Pump	4-Function, Jacks	1		7629SFP
Jack	12,000 lbs, 16" Stroke	4		7214REN
Control Panel	Located overhead of the passenger seat	1		3197SC
Harness	Connects Pump to Control Panel	1		6171-30
Hose Kit	Complete Set of Hoses	1		70197
Hose, 10'	Pump to Jack, Right Front Top	1	White Solid	2465
Hose, 10'	Pump to Jack, Right Front Bottom	1	White Stripe	2465
Hose, 12'	Pump to Jack, Left Front Top	1	Brown Solid	2467
Hose, 12'	Pump to Jack, Left Front Bottom	1	Brown Stripe	2467
Hose, 20'	Pump to Jack, Right Rear Top	1	Yellow Solid	2475
Hose, 20'	Pump to Jack, Right Rear Bottom	1	Yellow Stripe	2475
Hose, 22'	Pump to Jack, Left Rear Top	1	Orange Solid	2476
Hose, 22'	Pump to Jack, Left Rear Bottom	1	Orange Stripe	2476

**Options**


**Revisions**


RENEGADE 2022  
VERONA LE 38LDG



(2022) RENEGADE  
38LDG VERONA LE

**Notes:**

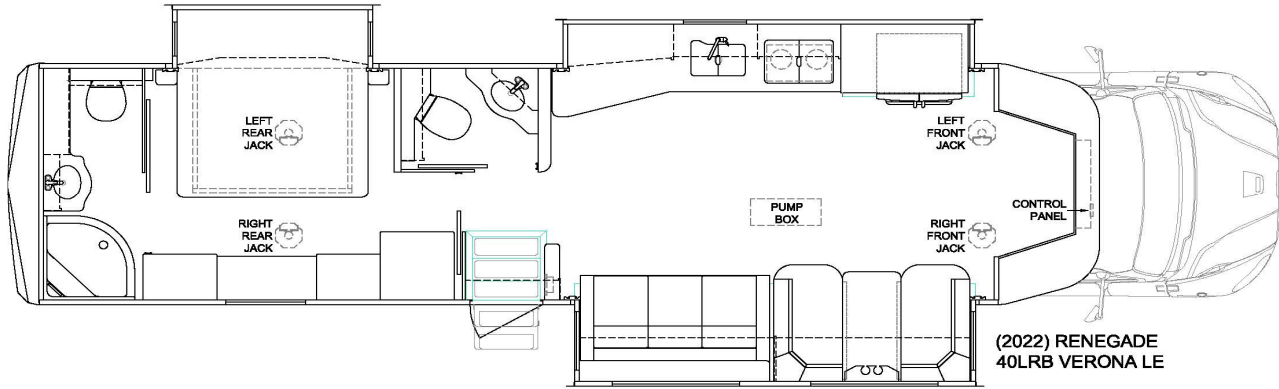
7214REN is the part number for the jack and bracket bolted together. To order replacement just order 7214

Item, Length	Description / Location	Qty	Color	Equalizer Part No.
Kit	(Items listed below)	1		8609B
Pump	4-Function, Jacks	1		7629SFP
Jack	12,000 lbs, 16" Stroke	4		7214REN
Control Panel	Located overhead of the passenger seat	1		3197SC
Harness	Connects Pump to Control Panel	1		6171-30
Hose Kit	Complete Set of Hoses	1		70197
Hose, 10'	Pump to Jack, Right Front Top	1	White Solid	2465
Hose, 10'	Pump to Jack, Right Front Bottom	1	White Stripe	2465
Hose, 12'	Pump to Jack, Left Front Top	1	Brown Solid	2467
Hose, 12'	Pump to Jack, Left Front Bottom	1	Brown Stripe	2467
Hose, 20'	Pump to Jack, Right Rear Top	1	Yellow Solid	2475
Hose, 20'	Pump to Jack, Right Rear Bottom	1	Yellow Stripe	2475
Hose, 22'	Pump to Jack, Left Rear Top	1	Orange Solid	2476
Hose, 22'	Pump to Jack, Left Rear Bottom	1	Orange Stripe	2476

**Options**


**Revisions**


RENEGADE 2022  
VERONA LE 40LRB



**Notes:**

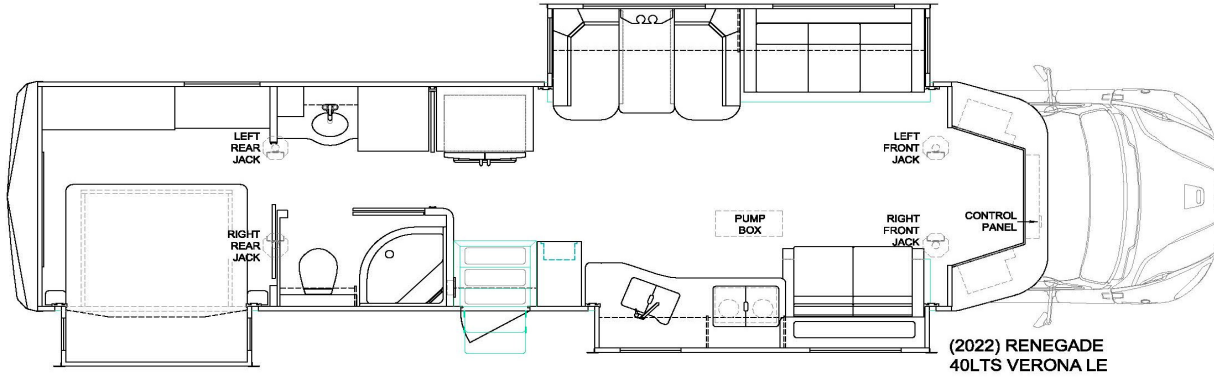
7214REN is the part number for the jack and bracket bolted together. To order replacement just order 7214

Item, Length	Description / Location	Qty	Color	Equalizer Part No.
Kit	(Items listed below)	1		8609B
Pump	4-Function, Jacks	1		7629SFP
Jack	12,000 lbs, 16" Stroke	4		7214REN
Control Panel	Located overhead of the passenger seat	1		3197SC
Harness	Connects Pump to Control Panel	1		6171-30
Hose Kit	Complete Set of Hoses	1		70197
Hose, 10'	Pump to Jack, Right Front Top	1	White Solid	2465
Hose, 10'	Pump to Jack, Right Front Bottom	1	White Stripe	2465
Hose, 12'	Pump to Jack, Left Front Top	1	Brown Solid	2467
Hose, 12'	Pump to Jack, Left Front Bottom	1	Brown Stripe	2467
Hose, 20'	Pump to Jack, Right Rear Top	1	Yellow Solid	2475
Hose, 20'	Pump to Jack, Right Rear Bottom	1	Yellow Stripe	2475
Hose, 22'	Pump to Jack, Left Rear Top	1	Orange Solid	2476
Hose, 22'	Pump to Jack, Left Rear Bottom	1	Orange Stripe	2476

**Options**


**Revisions**


RENEGADE 2022  
VERONA LE 40LTS



**Notes:**

7214REN is the part number for the jack and bracket bolted together. To order replacement just order 7214

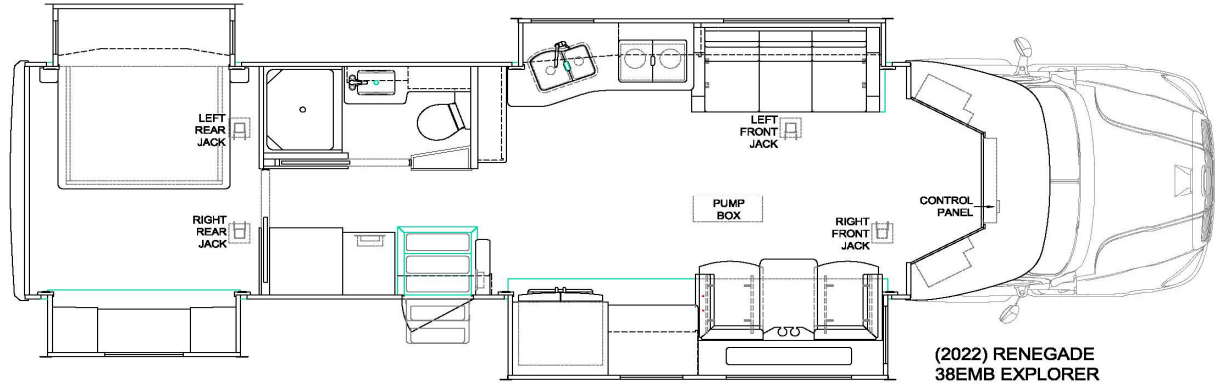
Item, Length	Description / Location	Qty	Color	Equalizer Part No.
Kit	(Items listed below)	1		8609B
Pump	4-Function, Jacks	1		7629SFP
Jack	12,000 lbs, 16" Stroke	4		7214REN
Control Panel	Located overhead of the passenger seat	1		3197SC
Harness	Connects Pump to Control Panel	1		6171-30
Hose Kit	Complete Set of Hoses	1		70197
Hose, 10'	Pump to Jack, Right Front Top	1	White Solid	2465
Hose, 10'	Pump to Jack, Right Front Bottom	1	White Stripe	2465
Hose, 12'	Pump to Jack, Left Front Top	1	Brown Solid	2467
Hose, 12'	Pump to Jack, Left Front Bottom	1	Brown Stripe	2467
Hose, 20'	Pump to Jack, Right Rear Top	1	Yellow Solid	2475
Hose, 20'	Pump to Jack, Right Rear Bottom	1	Yellow Stripe	2475
Hose, 22'	Pump to Jack, Left Rear Top	1	Orange Solid	2476
Hose, 22'	Pump to Jack, Left Rear Bottom	1	Orange Stripe	2476

**Options**


**Revisions**




RENEGADE 2022  
EXPLORER 38EMB



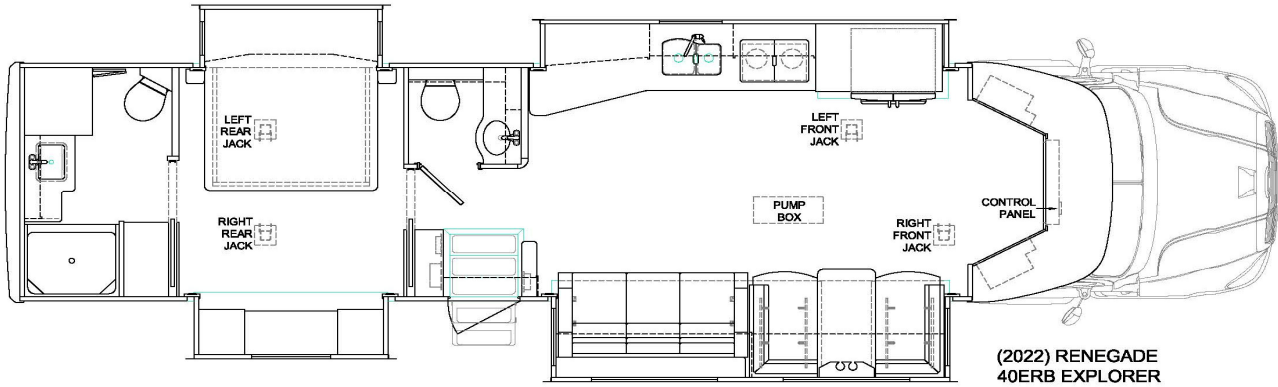
Notes:

Item, Length	Description / Location	Qty	Color	Equalizer Part No.
Kit	(Items listed below)	1		8143RENB
Pump	4-Function, Jacks	1		7998SFP
Jack	12,000 lbs, 16" Stroke	4		7160
Control Panel	Located overhead of the passenger seat	1		2730SC
Harness	Connects Pump to Control Panel	1		6171-30
Remote Sensor	Located under floor near center of coach	1		3637
Harness	Connects Remote Sensor to Control Panel	1		6164-30
Hose Kit	Complete Set of Hoses	1		70213
Hose, 14'	Pump to Jack, Right Front Top	1	White Solid	2469
Hose, 14'	Pump to Jack, Right Front Bottom	1	White Stripe	2469
Hose, 16'	Pump to Jack, Left Front Top	1	Brown Solid	2471
Hose, 16'	Pump to Jack, Left Front Bottom	1	Brown Stripe	2471
Hose, 20'	Pump to Jack, Right Rear Top	1	Yellow Solid	2475
Hose, 20'	Pump to Jack, Right Rear Bottom	1	Yellow Stripe	2475
Hose, 22'	Pump to Jack, Left Rear Top	1	Orange Solid	2476
Hose, 22'	Pump to Jack, Left Rear Bottom	1	Orange Stripe	2476

Options

Revisions

RENEGADE 2022  
EXPLORER 40ERB



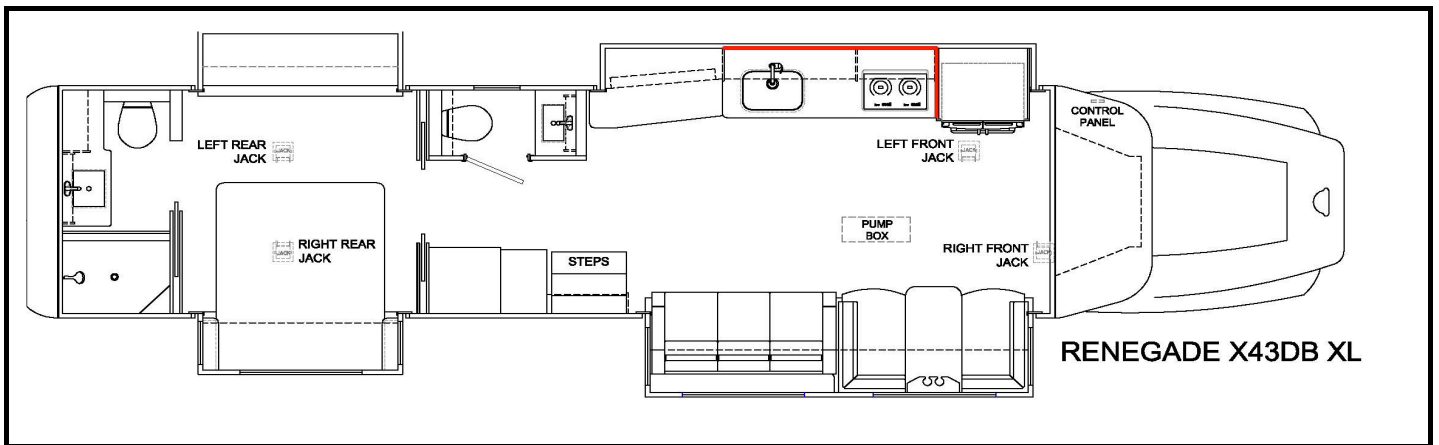
Notes:

Item, Length	Description / Location	Qty	Color	Equalizer Part No.
Kit	(Items listed below)	1		8143RENB
Pump	4-Function, Jacks	1		7998SFP
Jack	12,000 lbs, 16" Stroke	4		7160
Control Panel	Located overhead of the passenger seat	1		2730SC
Harness	Connects Pump to Control Panel	1		6171-30
Remote Sensor	Located under floor near center of coach	1		3637
Harness	Connects Remote Sensor to Control Panel	1		6164-30
Hose Kit	Complete Set of Hoses	1		70213
Hose, 14'	Pump to Jack, Right Front Top	1	White Solid	2469
Hose, 14'	Pump to Jack, Right Front Bottom	1	White Stripe	2469
Hose, 16'	Pump to Jack, Left Front Top	1	Brown Solid	2471
Hose, 16'	Pump to Jack, Left Front Bottom	1	Brown Stripe	2471
Hose, 20'	Pump to Jack, Right Rear Top	1	Yellow Solid	2475
Hose, 20'	Pump to Jack, Right Rear Bottom	1	Yellow Stripe	2475
Hose, 22'	Pump to Jack, Left Rear Top	1	Orange Solid	2476
Hose, 22'	Pump to Jack, Left Rear Bottom	1	Orange Stripe	2476

Options

Revisions

RENEGADE 2022  
XL X43DB



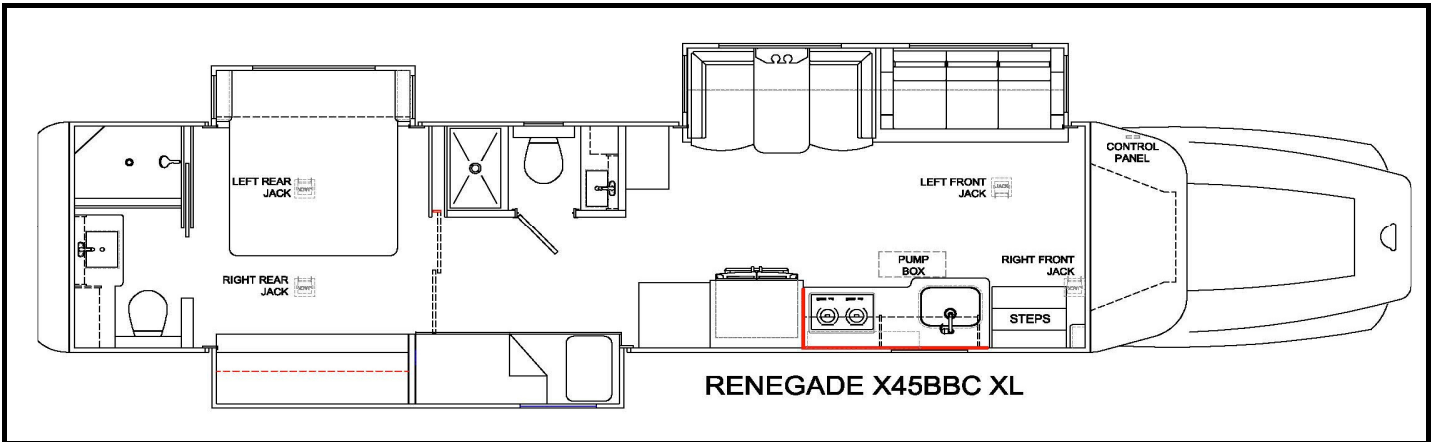
Notes:


Item, Length	Description / Location	Qty	Color	Equalizer Part No.
Kit	(Items listed below)	1		8144RENB
Pump	4-Function, Jacks	1		7998SFP
Jack	25,000 lbs, 16" Stroke	4		7261
Control Panel	Located overhead of the driver seat	1		2745SC
Harness	Connects Pump to Control Panel	1		6171-30
Remote Sensor	Located under floor near center of coach	1		3637
Harness	Connects Remote Sensor to Control Panel	1		6164-30
Hose Kit	Complete Set of Hoses	1		70214
Hose, 16'	Pump to Jack, Right Front Top	1	White Solid	2471
Hose, 16'	Pump to Jack, Right Front Bottom	1	White Stripe	2471
Hose, 18'	Pump to Jack, Left Front Top	1	Brown Solid	2473
Hose, 18'	Pump to Jack, Left Front Bottom	1	Brown Stripe	2473
Hose, 18'	Pump to Jack, Right Rear Top	1	Yellow Solid	2473
Hose, 18'	Pump to Jack, Right Rear Bottom	1	Yellow Stripe	2473
Hose, 18'	Pump to Jack, Left Rear Top	1	Orange Solid	2473
Hose, 18'	Pump to Jack, Left Rear Bottom	1	Orange Stripe	2473


Options


Revisions


RENEGADE 2022  
XL X45BBC



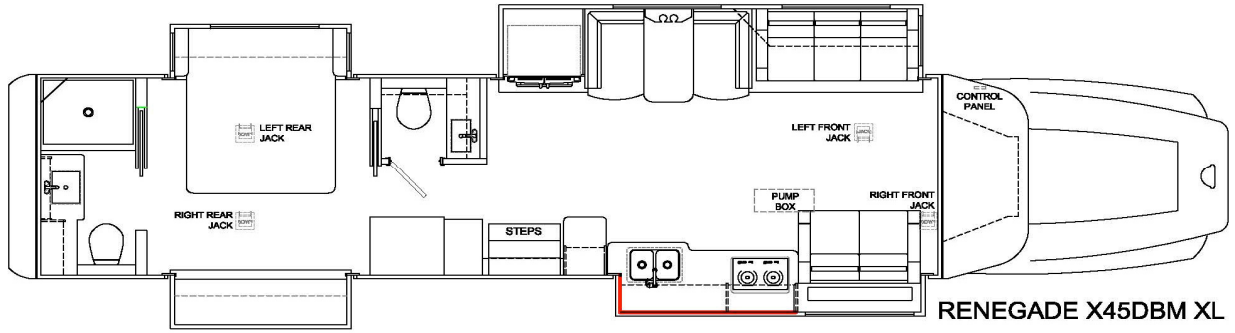
Notes:


Item, Length	Description / Location	Qty	Color	Equalizer Part No.
Kit	(Items listed below)	1		8144RENB
Pump	4-Function, Jacks	1		7998SFP
Jack	25,000 lbs, 16" Stroke	4		7261
Control Panel	Located overhead of the driver seat	1		2745SC
Harness	Connects Pump to Control Panel	1		6171-30
Remote Sensor	Located under floor near center of coach	1		3637
Harness	Connects Remote Sensor to Control Panel	1		6164-30
Hose Kit	Complete Set of Hoses	1		70214
Hose, 16'	Pump to Jack, Right Front Top	1	White Solid	2471
Hose, 16'	Pump to Jack, Right Front Bottom	1	White Stripe	2471
Hose, 18'	Pump to Jack, Left Front Top	1	Brown Solid	2473
Hose, 18'	Pump to Jack, Left Front Bottom	1	Brown Stripe	2473
Hose, 18'	Pump to Jack, Right Rear Top	1	Yellow Solid	2473
Hose, 18'	Pump to Jack, Right Rear Bottom	1	Yellow Stripe	2473
Hose, 18'	Pump to Jack, Left Rear Top	1	Orange Solid	2473
Hose, 18'	Pump to Jack, Left Rear Bottom	1	Orange Stripe	2473


Options				

Revisions				

RENEGADE 2022  
XL X45DBM



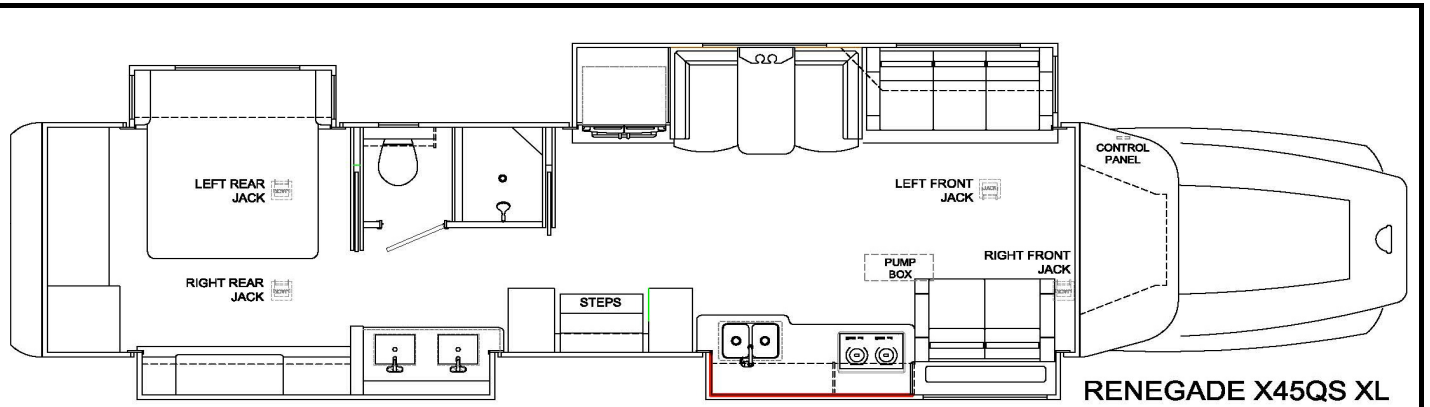
Notes:

Item, Length	Description / Location	Qty	Color	Equalizer Part No.
Kit	(Items listed below)	1		8144RENB
Pump	4-Function, Jacks	1		7998SFP
Jack	25,000 lbs, 16" Stroke	4		7261
Control Panel	Located overhead of the driver seat	1		2745SC
Harness	Connects Pump to Control Panel	1		6171-30
Remote Sensor	Located under floor near center of coach	1		3637
Harness	Connects Remote Sensor to Control Panel	1		6164-30
Hose Kit	Complete Set of Hoses	1		70214
Hose, 16'	Pump to Jack, Right Front Top	1	White Solid	2471
Hose, 16'	Pump to Jack, Right Front Bottom	1	White Stripe	2471
Hose, 18'	Pump to Jack, Left Front Top	1	Brown Solid	2473
Hose, 18'	Pump to Jack, Left Front Bottom	1	Brown Stripe	2473
Hose, 18'	Pump to Jack, Right Rear Top	1	Yellow Solid	2473
Hose, 18'	Pump to Jack, Right Rear Bottom	1	Yellow Stripe	2473
Hose, 18'	Pump to Jack, Left Rear Top	1	Orange Solid	2473
Hose, 18'	Pump to Jack, Left Rear Bottom	1	Orange Stripe	2473

Options

Revisions

RENEGADE 2022  
XL X45QS



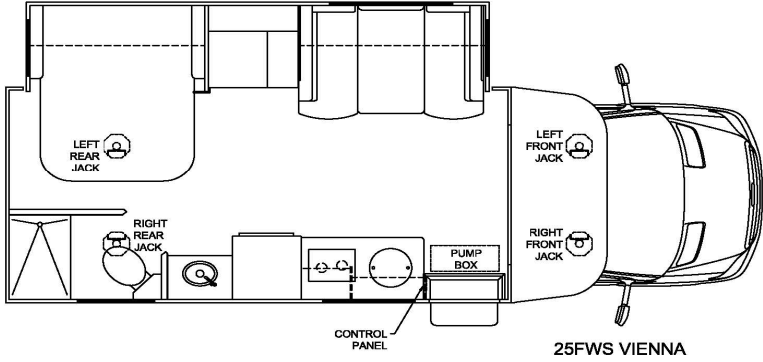
Notes:

Item, Length	Description / Location	Qty	Color	Equalizer Part No.
Kit	(Items listed below)	1		8144RENB
Pump	4-Function, Jacks	1		7998SFP
Jack	25,000 lbs, 16" Stroke	4		7261
Control Panel	Located overhead of the driver seat	1		2745SC
Harness	Connects Pump to Control Panel	1		6171-30
Remote Sensor	Located under floor near center of coach	1		3637
Harness	Connects Remote Sensor to Control Panel	1		6164-30
Hose Kit	Complete Set of Hoses	1		70214
Hose, 16'	Pump to Jack, Right Front Top	1	White Solid	2471
Hose, 16'	Pump to Jack, Right Front Bottom	1	White Stripe	2471
Hose, 18'	Pump to Jack, Left Front Top	1	Brown Solid	2473
Hose, 18'	Pump to Jack, Left Front Bottom	1	Brown Stripe	2473
Hose, 18'	Pump to Jack, Right Rear Top	1	Yellow Solid	2473
Hose, 18'	Pump to Jack, Right Rear Bottom	1	Yellow Stripe	2473
Hose, 18'	Pump to Jack, Left Rear Top	1	Orange Solid	2473
Hose, 18'	Pump to Jack, Left Rear Bottom	1	Orange Stripe	2473

Options

Revisions

## VIENNA 25FWS

**Notes:**

1) 70202 and 70203 include mounting bracket. To order jack assembly, use 7842A.

2) 05/01/2023 70202 Changed to 70419. The new mount bracket was needed for the new chassis design.

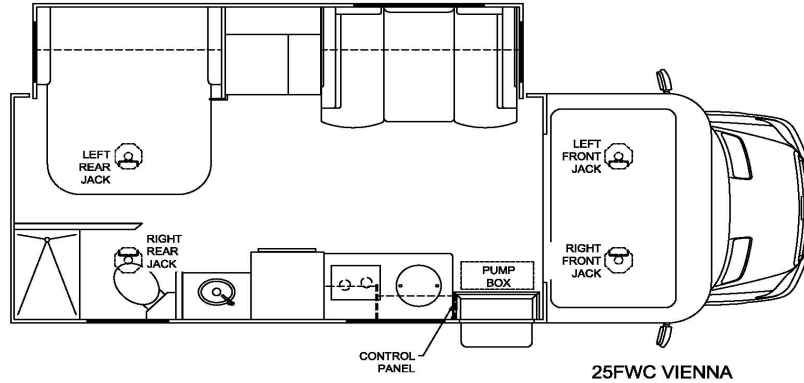
Item, Length	Description / Location	Qty	Color	Equalizer Part No.
Kit	Panel and harness only	1		8757RENB
Pump	4-Function, Jacks	1		7982KS
Jack	(DS front) 7,500 lbs, 13" Stroke	1		70419
Jack	(PS front) 7,500 lbs, 13" Stroke	1		70203
Cross Tie Assembly	Used to tie front jacks together	1		70201
Jack	(DS rear) 7,500 lbs, 13" Stroke	1		70269EQ
Jack	(PS rear) 7,500 lbs, 13" Stroke	1		70270EQ
Cross Tie Assembly	Used to tie rear jacks together	1		7970A
Control Panel	Located near entry door	1		3197SC
Harness	Connects Pump to Control Panel	1		6133-15
Hose Kit	Complete Set of Hoses	1		7977
Hose, 4'	Left Rear Jack Bottom, Right Rear Jack Bottom	1	Org Stripe/Yel Stripe	2459
Hose, 6'	Pump to Jack, Right Front Top	1	White Solid	2461
Hose, 6'	Pump to Jack, Right Front Bottom	1	White Stripe	2461
Hose, 10'	Pump to Jack, Left Front Top	1	Brown Solid	2465
Hose, 10'	Pump to Jack, Left Front Bottom	1	Brown Stripe	2465
Hose, 14'	Pump to Jack, Left Rear Top	1	Orange Solid	2469
Hose, 14'	Pump to Jack, Left Rear Bottom	1	Orange Stripe	2469
Hose, 14'	Pump to Jack, Right Rear Top	1	Yellow Solid	2469

## Options

[illegible]

## Revisions


RENEGADE 2023  
VIENNA 25FWC



25FWC VIENNA

**Notes:**

- 1) 70202 and 70203 include mounting bracket. To order jack assembly, use 7842A.
- 2) 05/01/2023 70202 Changed to 70419. The new mount bracket was needed for the new chassis design.

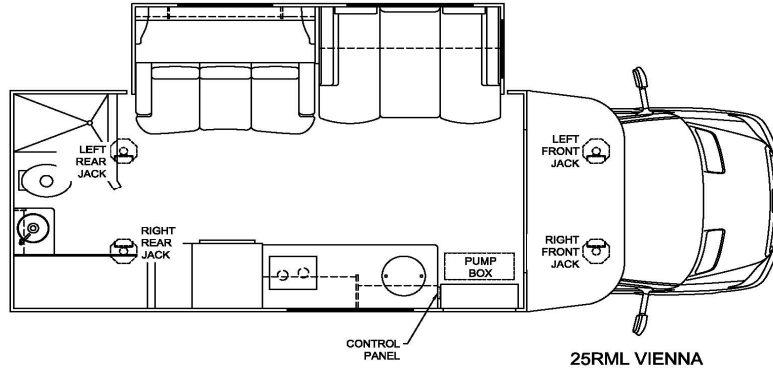
Item, Length	Description / Location	Qty	Color	Equalizer Part No.
Kit	Panel and harness only	1		8757RENB
Pump	4-Function, Jacks	1		7982KS
Jack	(DS front) 7,500 lbs, 13" Stroke	1		70419
Jack	(PS front) 7,500 lbs, 13" Stroke	1		70203
Cross Tie Assembly	Used to tie front jacks together	1		70201
Jack	(DS rear) 7,500 lbs, 13" Stroke	1		70269EQ
Jack	(PS rear) 7,500 lbs, 13" Stroke	1		70270EQ
Cross Tie Assembly	Used to tie rear jacks together	1		7970A
Control Panel	Located near entry door	1		3197SC
Harness	Connects Pump to Control Panel	1		6133-15
Hose Kit	Complete Set of Hoses	1		7977
Hose, 4'	Left Rear Jack Bottom, Right Rear Jack Bottom	1	Org Stripe/Yel Stripe	2459
Hose, 6'	Pump to Jack, Right Front Top	1	White Solid	2461
Hose, 6'	Pump to Jack, Right Front Bottom	1	White Stripe	2461
Hose, 10'	Pump to Jack, Left Front Top	1	Brown Solid	2465
Hose, 10'	Pump to Jack, Left Front Bottom	1	Brown Stripe	2465
Hose, 14'	Pump to Jack, Left Rear Top	1	Orange Solid	2469
Hose, 14'	Pump to Jack, Left Rear Bottom	1	Orange Stripe	2469
Hose, 14'	Pump to Jack, Right Rear Top	1	Yellow Solid	2469

**Options**


**Revisions**




RENEGADE 2023  
VIENNA 25RML



**Notes:**

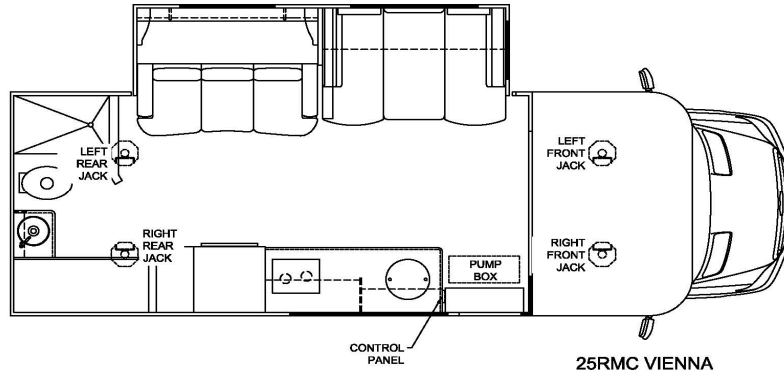
- 1) 70202 and 70203 include mounting bracket. To order jack assembly, use 7842A.
- 2) 05/01/2023 70202 Changed to 70419. The new mount bracket was needed for the new chassis design.

Item, Length	Description / Location	Qty	Color	Equalizer Part No.
Kit	Panel and harness only	1		8757RENB
Pump	4-Function, Jacks	1		7982KS
Jack	(DS front) 7,500 lbs, 13" Stroke	1		70419
Jack	(PS front) 7,500 lbs, 13" Stroke	1		70203
Cross Tie Assembly	Used to tie front jacks together	1		70201
Jack	(DS rear) 7,500 lbs, 13" Stroke	1		70269EQ
Jack	(PS rear) 7,500 lbs, 13" Stroke	1		70270EQ
Cross Tie Assembly	Used to tie rear jacks together	1		7970A
Control Panel	Located near entry door	1		3197SC
Harness	Connects Pump to Control Panel	1		6133-15
Hose Kit	Complete Set of Hoses	1		7977
Hose, 4'	Left Rear Jack Bottom, Right Rear Jack Bottom	1	Org Stripe/Yel Stripe	2459
Hose, 6'	Pump to Jack, Right Front Top	1	White Solid	2461
Hose, 6'	Pump to Jack, Right Front Bottom	1	White Stripe	2461
Hose, 10'	Pump to Jack, Left Front Top	1	Brown Solid	2465
Hose, 10'	Pump to Jack, Left Front Bottom	1	Brown Stripe	2465
Hose, 14'	Pump to Jack, Left Rear Top	1	Orange Solid	2469
Hose, 14'	Pump to Jack, Left Rear Bottom	1	Orange Stripe	2469
Hose, 14'	Pump to Jack, Right Rear Top	1	Yellow Solid	2469

**Options**


**Revisions**


RENEGADE 2023  
VIENNA 25RMC



**Notes:**

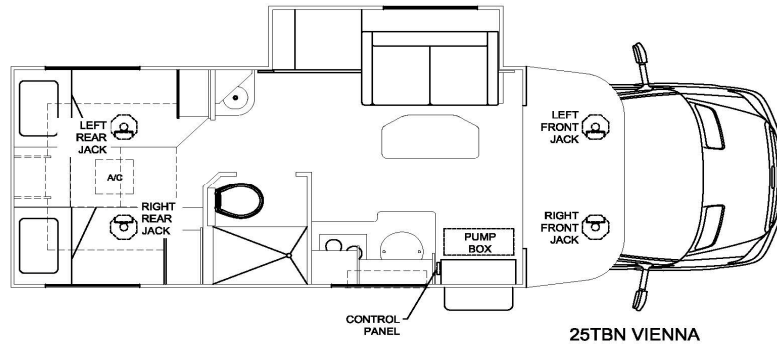
- 1) 70202 and 70203 include mounting bracket. To order jack assembly, use 7842A.
- 2) 05/01/2023 70202 Changed to 70419. The new mount bracket was needed for the new chassis design.

Item, Length	Description / Location	Qty	Color	Equalizer Part No.
Kit	Panel and harness only	1		8757RENB
Pump	4-Function, Jacks	1		7982KS
Jack	(DS front) 7,500 lbs, 13" Stroke	1		70419
Jack	(PS front) 7,500 lbs, 13" Stroke	1		70203
Cross Tie Assembly	Used to tie front jacks together	1		70201
Jack	(DS rear) 7,500 lbs, 13" Stroke	1		70269EQ
Jack	(PS rear) 7,500 lbs, 13" Stroke	1		70270EQ
Cross Tie Assembly	Used to tie rear jacks together	1		7970A
Control Panel	Located near entry door	1		3197SC
Harness	Connects Pump to Control Panel	1		6133-15
Hose Kit	Complete Set of Hoses	1		7977
Hose, 4'	Left Rear Jack Bottom, Right Rear Jack Bottom	1	Org Stripe/Yel Stripe	2459
Hose, 6'	Pump to Jack, Right Front Top	1	White Solid	2461
Hose, 6'	Pump to Jack, Right Front Bottom	1	White Stripe	2461
Hose, 10'	Pump to Jack, Left Front Top	1	Brown Solid	2465
Hose, 10'	Pump to Jack, Left Front Bottom	1	Brown Stripe	2465
Hose, 14'	Pump to Jack, Left Rear Top	1	Orange Solid	2469
Hose, 14'	Pump to Jack, Left Rear Bottom	1	Orange Stripe	2469
Hose, 14'	Pump to Jack, Right Rear Top	1	Yellow Solid	2469

**Options**


**Revisions**


RENEGADE 2023  
VIENNA 25TBN



25TBN VIENNA

**Notes:**

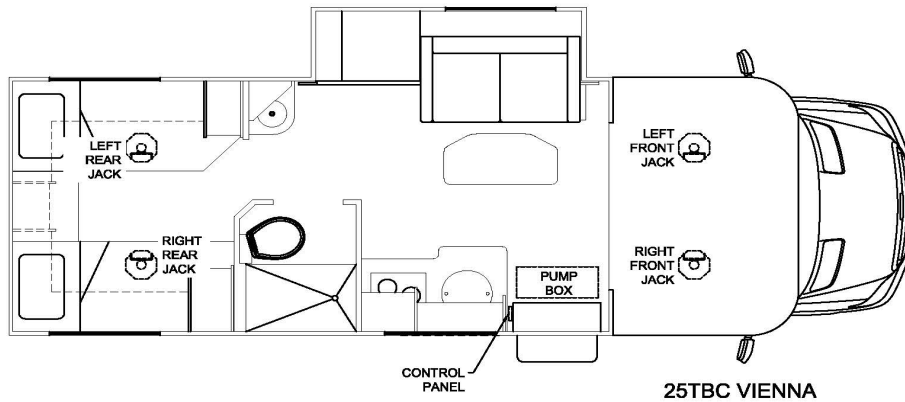
- 1) 70202 and 70203 include mounting bracket. To order jack assembly, use 7842A.
- 2) 05/01/2023 70202 Changed to 70419. The new mount bracket was needed for the new chassis design.

Item, Length	Description / Location	Qty	Color	Equalizer Part No.
Kit	Panel and harness only	1		8757RENB
Pump	4-Function, Jacks	1		7982KS
Jack	(DS front) 7,500 lbs, 13" Stroke	1		70419
Jack	(PS front) 7,500 lbs, 13" Stroke	1		70203
Cross Tie Assembly	Used to tie front jacks together	1		70201
Jack	(DS rear) 7,500 lbs, 13" Stroke	1		70269EQ
Jack	(PS rear) 7,500 lbs, 13" Stroke	1		70270EQ
Cross Tie Assembly	Used to tie rear jacks together	1		7970A
Control Panel	Located near entry door	1		3197SC
Harness	Connects Pump to Control Panel	1		6133-15
Hose Kit	Complete Set of Hoses	1		7977
Hose, 4'	Left Rear Jack Bottom, Right Rear Jack Bottom	1	Org Stripe/Yel Stripe	2459
Hose, 6'	Pump to Jack, Right Front Top	1	White Solid	2461
Hose, 6'	Pump to Jack, Right Front Bottom	1	White Stripe	2461
Hose, 10'	Pump to Jack, Left Front Top	1	Brown Solid	2465
Hose, 10'	Pump to Jack, Left Front Bottom	1	Brown Stripe	2465
Hose, 14'	Pump to Jack, Left Rear Top	1	Orange Solid	2469
Hose, 14'	Pump to Jack, Left Rear Bottom	1	Orange Stripe	2469
Hose, 14'	Pump to Jack, Right Rear Top	1	Yellow Solid	2469

**Options**


**Revisions**


RENEGADE 2023  
VIENNA 25TBC



**Notes:**

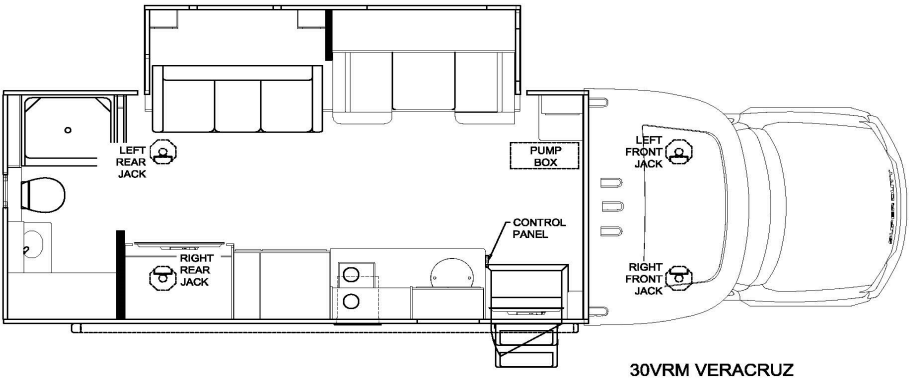
- 1) 70202 and 70203 include mounting bracket. To order jack assembly, use 7842A.
- 2) 05/01/2023 70202 Changed to 70419. The new mount bracket was needed for the new chassis design.

Item, Length	Description / Location	Qty	Color	Equalizer Part No.
Kit	Panel and harness only	1		8757RENB
Pump	4-Function, Jacks	1		7982KS
Jack	(DS front) 7,500 lbs, 13" Stroke	1		70419
Jack	(PS front) 7,500 lbs, 13" Stroke	1		70203
Cross Tie Assembly	Used to tie front jacks together	1		70201
Jack	(DS rear) 7,500 lbs, 13" Stroke	1		70269EQ
Jack	(PS rear) 7,500 lbs, 13" Stroke	1		70270EQ
Cross Tie Assembly	Used to tie rear jacks together	1		7970A
Control Panel	Located near entry door	1		3197SC
Harness	Connects Pump to Control Panel	1		6133-15
Hose Kit	Complete Set of Hoses	1		7977
Hose, 4'	Left Rear Jack Bottom, Right Rear Jack Bottom	1	Org Stripe/Yel Stripe	2459
Hose, 6'	Pump to Jack, Right Front Top	1	White Solid	2461
Hose, 6'	Pump to Jack, Right Front Bottom	1	White Stripe	2461
Hose, 10'	Pump to Jack, Left Front Top	1	Brown Solid	2465
Hose, 10'	Pump to Jack, Left Front Bottom	1	Brown Stripe	2465
Hose, 14'	Pump to Jack, Left Rear Top	1	Orange Solid	2469
Hose, 14'	Pump to Jack, Left Rear Bottom	1	Orange Stripe	2469
Hose, 14'	Pump to Jack, Right Rear Top	1	Yellow Solid	2469

**Options**


**Revisions**


RENEGADE 2023  
VERACRUZ 30VRM



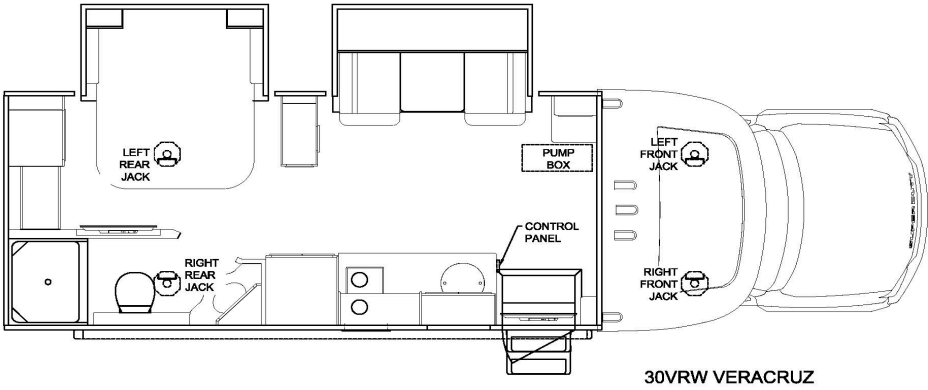
Notes:

Item, Length	Description / Location	Qty	Color	Equalizer Part No.
Kit	Panel and harness only	1		8237D
Pump	4-Function, Jacks	1		7948KS
Jack	(front) 7,500 lbs, 13" Stroke	2		7842REV
Jack	(rear) 12,000 lbs, 16" Stroke	2		7214
Control Panel	Located near entry door	1		3197SC
Harness	Connects Pump to Control Panel	1		6133-30
Hose Kit	Complete Set of Hoses	1		70096
Hose, 8'	Pump to Jack, Left Front Top	1	Brown Solid	2463
Hose, 8'	Pump to Jack, Left Front Bottom	1	Brown Stripe	2463
Hose, 8'	Left Front Jack Bottom, Right Front Jack Bottom	1	Brn Stripe/Wht Stripe	2463
Hose, 8'	Left Rear Jack Bottom, Right Rear Jack Bottom	1	Org Stripe/Yel Stripe	2463
Hose, 10'	Pump to Jack, Right Front Top	1	White Solid	2465
Hose, 22'	Pump to Jack, Right Rear Top	1	Yellow Solid	2476
Hose, 22'	Pump to Jack, Left Rear Top	1	Orange Solid	2476
Hose, 22'	Pump to Jack, Left Rear Bottom	1	Orange Stripe	2476

Options

Revisions

RENEGADE 2023  
VERACRUZ 30VRW



30VRW VERACRUZ

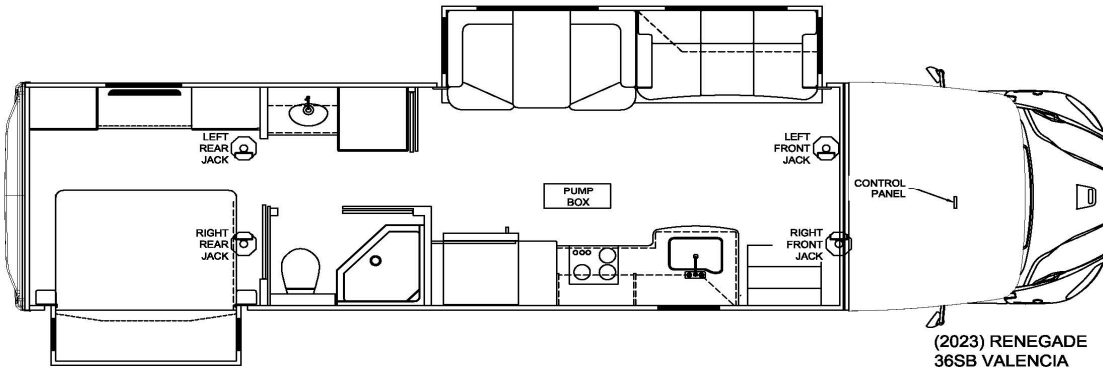
Notes:

Item, Length	Description / Location	Qty	Color	Equalizer Part No.
Kit	Panel and harness only	1		8237D
Pump	4-Function, Jacks	1		7948KS
Jack	(front) 7,500 lbs, 13" Stroke	2		7842REV
Jack	(rear) 12,000 lbs, 16" Stroke	2		7214
Control Panel	Located near entry door	1		3197SC
Harness	Connects Pump to Control Panel	1		6133-30
Hose Kit	Complete Set of Hoses	1		70096
Hose, 8'	Pump to Jack, Left Front Top	1	Brown Solid	2463
Hose, 8'	Pump to Jack, Left Front Bottom	1	Brown Stripe	2463
Hose, 8'	Left Front Jack Bottom, Right Front Jack Bottom	1	Brn Stripe/Wht Stripe	2463
Hose, 8'	Left Rear Jack Bottom, Right Rear Jack Bottom	1	Org Stripe/Yel Stripe	2463
Hose, 10'	Pump to Jack, Right Front Top	1	White Solid	2465
Hose, 22'	Pump to Jack, Right Rear Top	1	Yellow Solid	2476
Hose, 22'	Pump to Jack, Left Rear Top	1	Orange Solid	2476
Hose, 22'	Pump to Jack, Left Rear Bottom	1	Orange Stripe	2476

Options

Revisions

RENEGADE 2023  
VALENCIA 36SB



**Notes:**

7214RENSP is the part number for the jack attached to the bracket. To order just the jack use number 7214

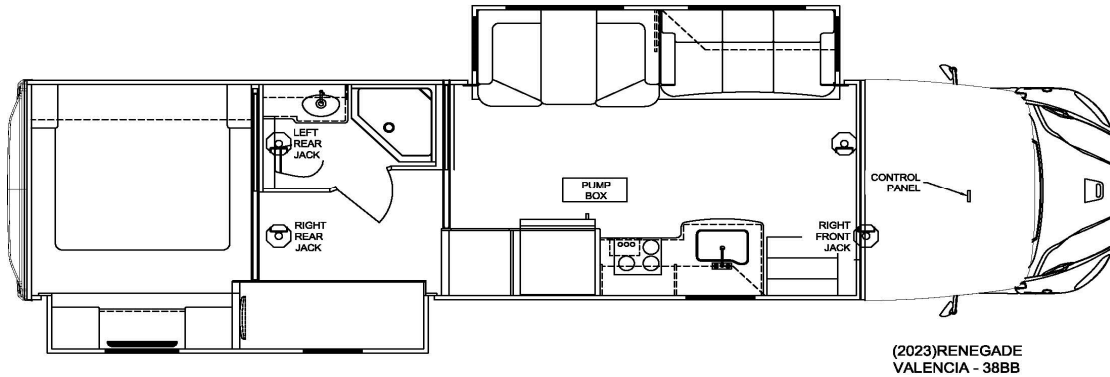
7636REN is the part number for the jack attached to the bracket. To order just the jack use number 7636

Item, Length	Description / Location	Qty	Color	Equalizer Part No.
Kit	(Items listed below)	1		8083B
Pump	4-Function, Jacks	1		70036KS
Jack	Rear Jacks 12,000 lbs, 16" Stroke	2		7214RENSP
Jack	Driver Side Front 7,500 lbs, 15" Stroke	1		7636
Jack	Passenger Side Front 7,500 lbs, 15" Stroke	1		7636REN
Control Panel	Located overhead of the passenger seat	1		3197SC
Harness	Connects Pump to Control Panel	1		6171-30
Hose Kit	Complete Set of Hoses	1		70196
Hose, 14'	Pump to Jack, Right Front Top	1	White Solid	2469
Hose, 14'	Pump to Jack, Right Front Bottom	1	White Stripe	2469
Hose, 14'	Pump to Jack, Left Front Top	1	Brown Solid	2469
Hose, 14'	Pump to Jack, Left Front Bottom	1	Brown Stripe	2469
Hose, 16'	Pump to Jack, Right Rear Top	1	Yellow Solid	2471
Hose, 16'	Pump to Jack, Right Rear Bottom	1	Yellow Stripe	2471
Hose, 18'	Pump to Jack, Left Rear Top	1	Orange Solid	2473
Hose, 18'	Pump to Jack, Left Rear Bottom	1	Orange Stripe	2473

**Options**


**Revisions**


RENEGADE 2023  
VALENCIA 38BB



**Notes:**

7214RENSP is the part number for the jack attached to the bracket. To order just the jack use number 7214

7636REN is the part number for the jack attached to the bracket. To order just the jack use number 7636

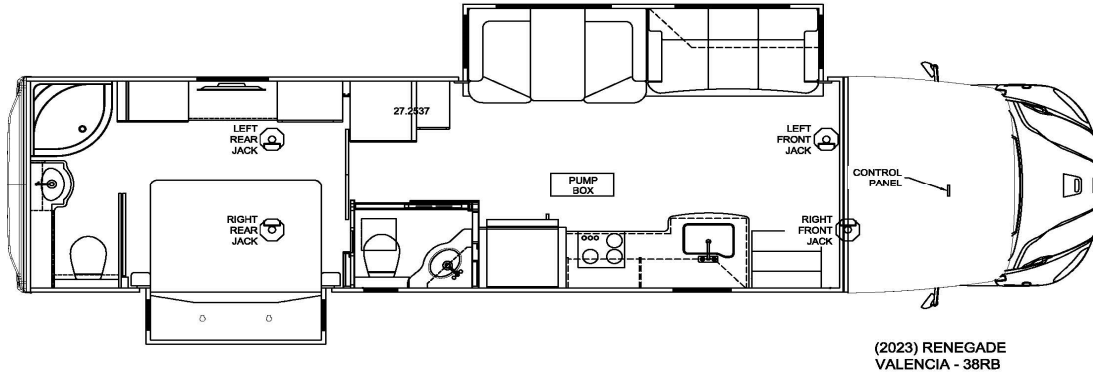
Item, Length	Description / Location	Qty	Color	Equalizer Part No.
Kit	(Items listed below)	1		8083B
Pump	4-Function, Jacks	1		70036KS
Jack	Rear Jacks 12,000 lbs, 16" Stroke	2		7214RENSP
Jack	Driver Side Front 7,500 lbs, 15" Stroke	1		7636
Jack	Passenger Side Front 7,500 lbs, 15" Stroke	1		7636REN
Control Panel	Located overhead of the passenger seat	1		3197SC
Harness	Connects Pump to Control Panel	1		6171-30
Hose Kit	Complete Set of Hoses	1		70196
Hose, 14'	Pump to Jack, Right Front Top	1	White Solid	2469
Hose, 14'	Pump to Jack, Right Front Bottom	1	White Stripe	2469
Hose, 14'	Pump to Jack, Left Front Top	1	Brown Solid	2469
Hose, 14'	Pump to Jack, Left Front Bottom	1	Brown Stripe	2469
Hose, 16'	Pump to Jack, Right Rear Top	1	Yellow Solid	2471
Hose, 16'	Pump to Jack, Right Rear Bottom	1	Yellow Stripe	2471
Hose, 18'	Pump to Jack, Left Rear Top	1	Orange Solid	2473
Hose, 18'	Pump to Jack, Left Rear Bottom	1	Orange Stripe	2473

**Options**


**Revisions**




RENEGADE 2023  
VALENCIA 38RB



**Notes:**

7214RENSP is the part number for the jack attached to the bracket. To order just the jack use number 7214

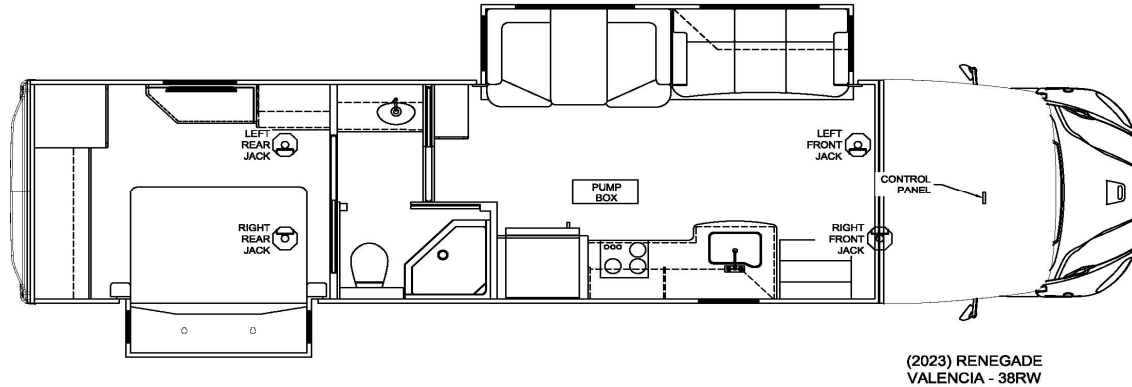
7636REN is the part number for the jack attached to the bracket. To order just the jack use number 7636

Item, Length	Description / Location	Qty	Color	Equalizer Part No.
Kit	(Items listed below)	1		8083B
Pump	4-Function, Jacks	1		70036KS
Jack	Rear Jacks 12,000 lbs, 16" Stroke	2		7214RENSP
Jack	Driver Side Front 7,500 lbs, 15" Stroke	1		7636
Jack	Passenger Side Front 7,500 lbs, 15" Stroke	1		7636REN
Control Panel	Located overhead of the passenger seat	1		3197SC
Harness	Connects Pump to Control Panel	1		6171-30
Hose Kit	Complete Set of Hoses	1		70196
Hose, 14'	Pump to Jack, Right Front Top	1	White Solid	2469
Hose, 14'	Pump to Jack, Right Front Bottom	1	White Stripe	2469
Hose, 14'	Pump to Jack, Left Front Top	1	Brown Solid	2469
Hose, 14'	Pump to Jack, Left Front Bottom	1	Brown Stripe	2469
Hose, 16'	Pump to Jack, Right Rear Top	1	Yellow Solid	2471
Hose, 16'	Pump to Jack, Right Rear Bottom	1	Yellow Stripe	2471
Hose, 18'	Pump to Jack, Left Rear Top	1	Orange Solid	2473
Hose, 18'	Pump to Jack, Left Rear Bottom	1	Orange Stripe	2473

**Options**


**Revisions**


RENEGADE 2023  
VALENCIA 38RW



**Notes:**

7214RENSP is the part number for the jack attached to the bracket. To order just the jack use number 7214

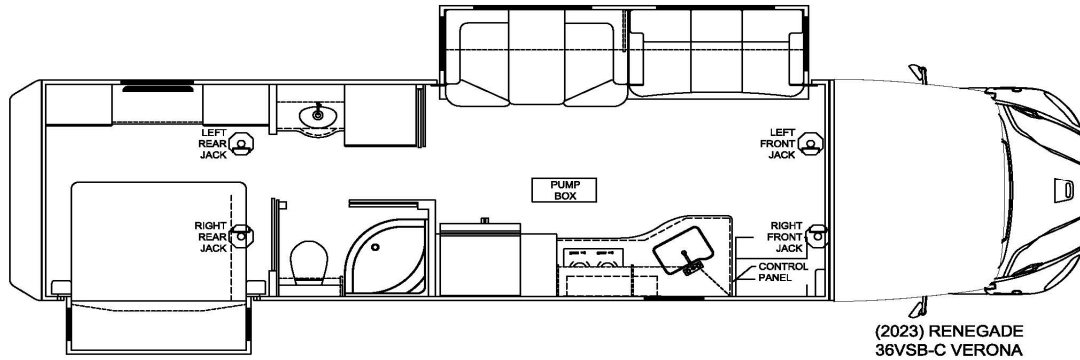
7636REN is the part number for the jack attached to the bracket. To order just the jack use number 7636

Item, Length	Description / Location	Qty	Color	Equalizer Part No.
Kit	(Items listed below)	1		8083B
Pump	4-Function, Jacks	1		70036KS
Jack	Rear Jacks 12,000 lbs, 16" Stroke	2		7214RENSP
Jack	Driver Side Front 7,500 lbs, 15" Stroke	1		7636
Jack	Passenger Side Front 7,500 lbs, 15" Stroke	1		7636REN
Control Panel	Located overhead of the passenger seat	1		3197SC
Harness	Connects Pump to Control Panel	1		6171-30
Hose Kit	Complete Set of Hoses	1		70196
Hose, 14'	Pump to Jack, Right Front Top	1	White Solid	2469
Hose, 14'	Pump to Jack, Right Front Bottom	1	White Stripe	2469
Hose, 14'	Pump to Jack, Left Front Top	1	Brown Solid	2469
Hose, 14'	Pump to Jack, Left Front Bottom	1	Brown Stripe	2469
Hose, 16'	Pump to Jack, Right Rear Top	1	Yellow Solid	2471
Hose, 16'	Pump to Jack, Right Rear Bottom	1	Yellow Stripe	2471
Hose, 18'	Pump to Jack, Left Rear Top	1	Orange Solid	2473
Hose, 18'	Pump to Jack, Left Rear Bottom	1	Orange Stripe	2473

**Options**


**Revisions**


RENEGADE 2023  
VERONA 36VSB, 36VSB-C



**Notes:**

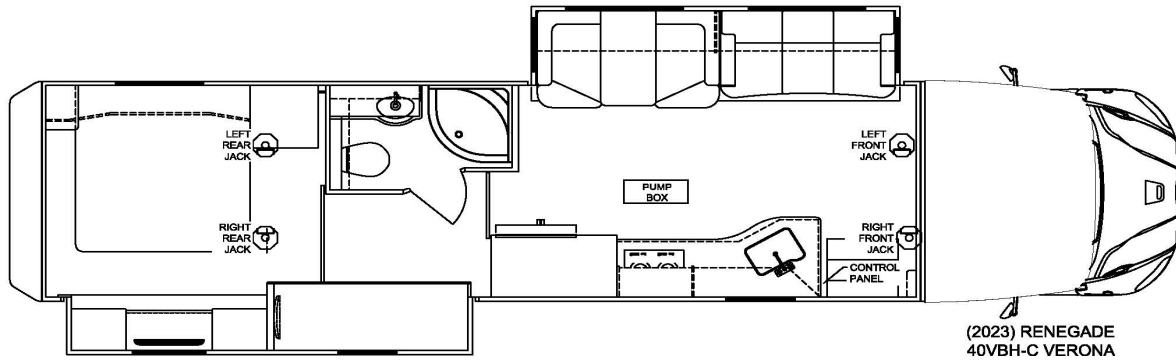
7214REN is the part number for the jack and bracket bolted together. To order replacement just order 7214

Item, Length	Description / Location	Qty	Color	Equalizer Part No.
Kit	(Items listed below)	1		8609B
Pump	4-Function, Jacks	1		7629SFP
Jack	12,000 lbs, 16" Stroke	4		7214REN
Control Panel	Located next to entry door	1		3197SC
Harness	Connects Pump to Control Panel	1		6171-30
Hose Kit	Complete Set of Hoses	1		70197
Hose, 10'	Pump to Jack, Right Front Top	1	White Solid	2465
Hose, 10'	Pump to Jack, Right Front Bottom	1	White Stripe	2465
Hose, 12'	Pump to Jack, Left Front Top	1	Brown Solid	2467
Hose, 12'	Pump to Jack, Left Front Bottom	1	Brown Stripe	2467
Hose, 20'	Pump to Jack, Right Rear Top	1	Yellow Solid	2475
Hose, 20'	Pump to Jack, Right Rear Bottom	1	Yellow Stripe	2475
Hose, 22'	Pump to Jack, Left Rear Top	1	Orange Solid	2476
Hose, 22'	Pump to Jack, Left Rear Bottom	1	Orange Stripe	2476

**Options**


**Revisions**


RENEGADE 2023  
VERONA 40VBH, 40VBH-C



(2023) RENEGADE  
40VBH-C VERONA

**Notes:**

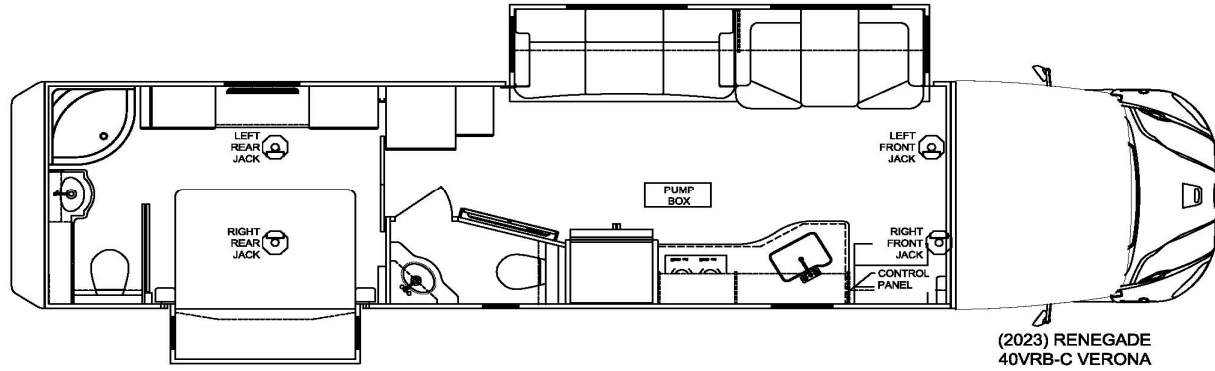
7214REN is the part number for the jack and bracket bolted together. To order replacement just order 7214

Item, Length	Description / Location	Qty	Color	Equalizer Part No.
Kit	(Items listed below)	1		8609B
Pump	4-Function, Jacks	1		7629SFP
Jack	12,000 lbs, 16" Stroke	4		7214REN
Control Panel	Located next to entry door	1		3197SC
Harness	Connects Pump to Control Panel	1		6171-30
Hose Kit	Complete Set of Hoses	1		70197
Hose, 10'	Pump to Jack, Right Front Top	1	White Solid	2465
Hose, 10'	Pump to Jack, Right Front Bottom	1	White Stripe	2465
Hose, 12'	Pump to Jack, Left Front Top	1	Brown Solid	2467
Hose, 12'	Pump to Jack, Left Front Bottom	1	Brown Stripe	2467
Hose, 20'	Pump to Jack, Right Rear Top	1	Yellow Solid	2475
Hose, 20'	Pump to Jack, Right Rear Bottom	1	Yellow Stripe	2475
Hose, 22'	Pump to Jack, Left Rear Top	1	Orange Solid	2476
Hose, 22'	Pump to Jack, Left Rear Bottom	1	Orange Stripe	2476

**Options**

**Revisions**

RENEGADE 2023  
VERONA 40VRB, 40VRB-C



**Notes:**

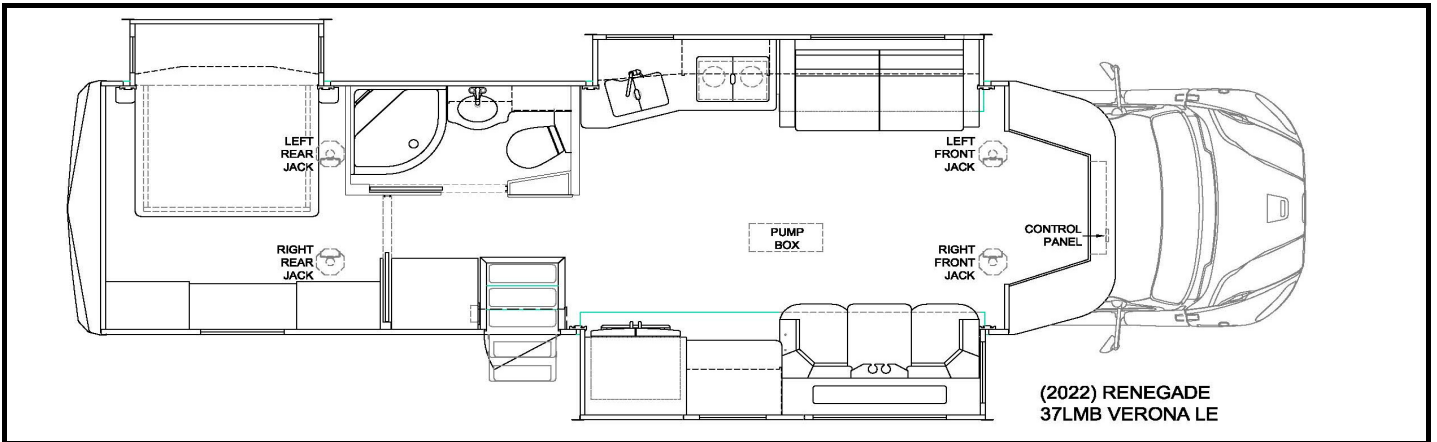
7214REN is the part number for the jack and bracket bolted together. To order replacement just order 7214

Item, Length	Description / Location	Qty	Color	Equalizer Part No.
Kit	(Items listed below)	1		8609B
Pump	4-Function, Jacks	1		7629SFP
Jack	12,000 lbs, 16" Stroke	4		7214REN
Control Panel	Located next to entry door	1		3197SC
Harness	Connects Pump to Control Panel	1		6171-30
Hose Kit	Complete Set of Hoses	1		70197
Hose, 10'	Pump to Jack, Right Front Top	1	White Solid	2465
Hose, 10'	Pump to Jack, Right Front Bottom	1	White Stripe	2465
Hose, 12'	Pump to Jack, Left Front Top	1	Brown Solid	2467
Hose, 12'	Pump to Jack, Left Front Bottom	1	Brown Stripe	2467
Hose, 20'	Pump to Jack, Right Rear Top	1	Yellow Solid	2475
Hose, 20'	Pump to Jack, Right Rear Bottom	1	Yellow Stripe	2475
Hose, 22'	Pump to Jack, Left Rear Top	1	Orange Solid	2476
Hose, 22'	Pump to Jack, Left Rear Bottom	1	Orange Stripe	2476

**Options**


**Revisions**


RENEGADE 2022  
VERONA LE 37LMB



**Notes:**

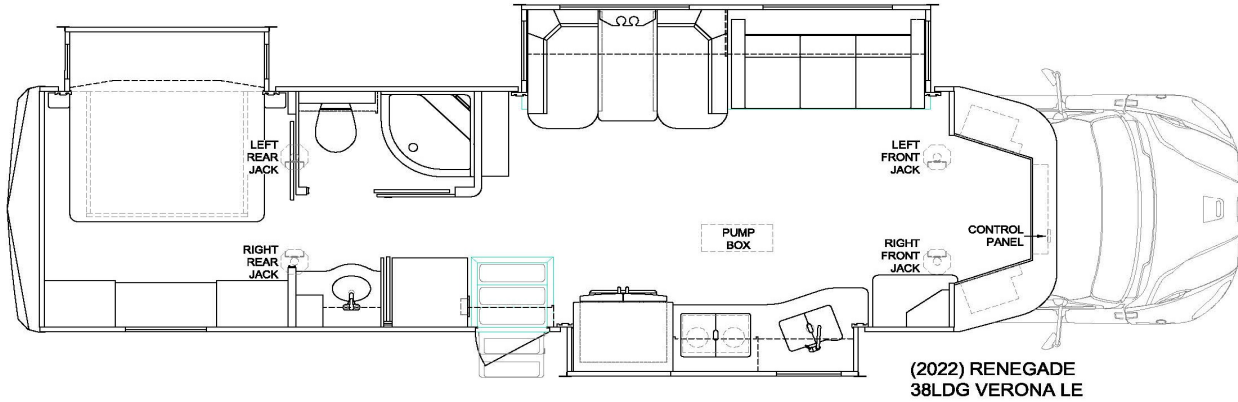
7214REN is the part number for the jack and bracket bolted together. To order replacement just order 7214

Item, Length	Description / Location	Qty	Color	Equalizer Part No.
Kit	(Items listed below)	1		8609B
Pump	4-Function, Jacks	1		7629SFP
Jack	12,000 lbs, 16" Stroke	4		7214REN
Control Panel	Located overhead of the passenger seat	1		3197SC
Harness	Connects Pump to Control Panel	1		6171-30
Hose Kit	Complete Set of Hoses	1		70197
Hose, 10'	Pump to Jack, Right Front Top	1	White Solid	2465
Hose, 10'	Pump to Jack, Right Front Bottom	1	White Stripe	2465
Hose, 12'	Pump to Jack, Left Front Top	1	Brown Solid	2467
Hose, 12'	Pump to Jack, Left Front Bottom	1	Brown Stripe	2467
Hose, 20'	Pump to Jack, Right Rear Top	1	Yellow Solid	2475
Hose, 20'	Pump to Jack, Right Rear Bottom	1	Yellow Stripe	2475
Hose, 22'	Pump to Jack, Left Rear Top	1	Orange Solid	2476
Hose, 22'	Pump to Jack, Left Rear Bottom	1	Orange Stripe	2476

**Options**


**Revisions**


RENEGADE 2022  
VERONA LE 38LDG



**Notes:**

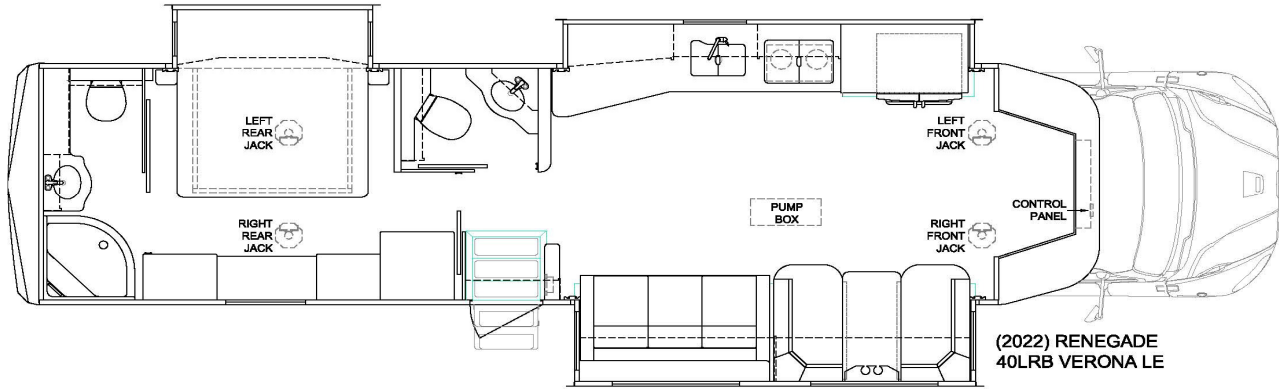
7214REN is the part number for the jack and bracket bolted together. To order replacement just order 7214

Item, Length	Description / Location	Qty	Color	Equalizer Part No.
Kit	(Items listed below)	1		8609B
Pump	4-Function, Jacks	1		7629SFP
Jack	12,000 lbs, 16" Stroke	4		7214REN
Control Panel	Located overhead of the passenger seat	1		3197SC
Harness	Connects Pump to Control Panel	1		6171-30
Hose Kit	Complete Set of Hoses	1		70197
Hose, 10'	Pump to Jack, Right Front Top	1	White Solid	2465
Hose, 10'	Pump to Jack, Right Front Bottom	1	White Stripe	2465
Hose, 12'	Pump to Jack, Left Front Top	1	Brown Solid	2467
Hose, 12'	Pump to Jack, Left Front Bottom	1	Brown Stripe	2467
Hose, 20'	Pump to Jack, Right Rear Top	1	Yellow Solid	2475
Hose, 20'	Pump to Jack, Right Rear Bottom	1	Yellow Stripe	2475
Hose, 22'	Pump to Jack, Left Rear Top	1	Orange Solid	2476
Hose, 22'	Pump to Jack, Left Rear Bottom	1	Orange Stripe	2476

**Options**

**Revisions**

RENEGADE 2022  
VERONA LE 40LRB



**Notes:**

7214REN is the part number for the jack and bracket bolted together. To order replacement just order 7214

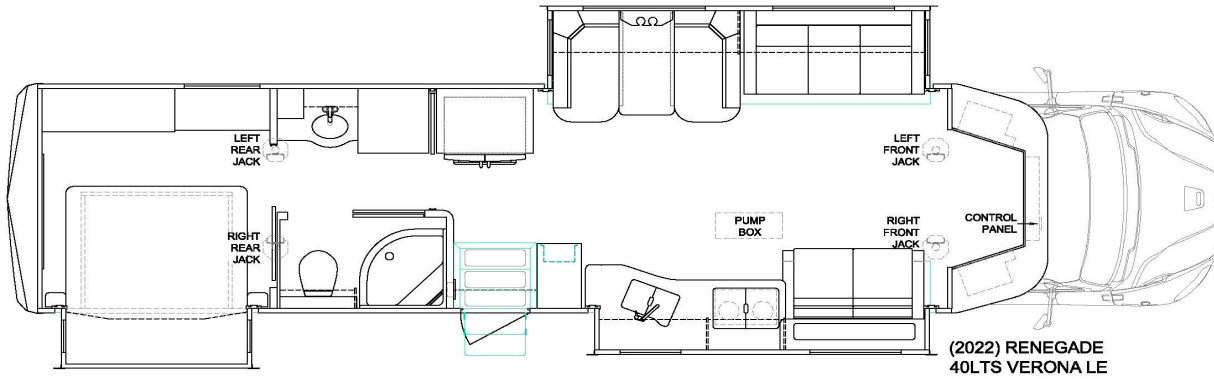
Item, Length	Description / Location	Qty	Color	Equalizer Part No.
Kit	(Items listed below)	1		8609B
Pump	4-Function, Jacks	1		7629SFP
Jack	12,000 lbs, 16" Stroke	4		7214REN
Control Panel	Located overhead of the passenger seat	1		3197SC
Harness	Connects Pump to Control Panel	1		6171-30
Hose Kit	Complete Set of Hoses	1		70197
Hose, 10'	Pump to Jack, Right Front Top	1	White Solid	2465
Hose, 10'	Pump to Jack, Right Front Bottom	1	White Stripe	2465
Hose, 12'	Pump to Jack, Left Front Top	1	Brown Solid	2467
Hose, 12'	Pump to Jack, Left Front Bottom	1	Brown Stripe	2467
Hose, 20'	Pump to Jack, Right Rear Top	1	Yellow Solid	2475
Hose, 20'	Pump to Jack, Right Rear Bottom	1	Yellow Stripe	2475
Hose, 22'	Pump to Jack, Left Rear Top	1	Orange Solid	2476
Hose, 22'	Pump to Jack, Left Rear Bottom	1	Orange Stripe	2476

**Options**


**Revisions**




RENEGADE 2022  
VERONA LE 40LTS



**Notes:**

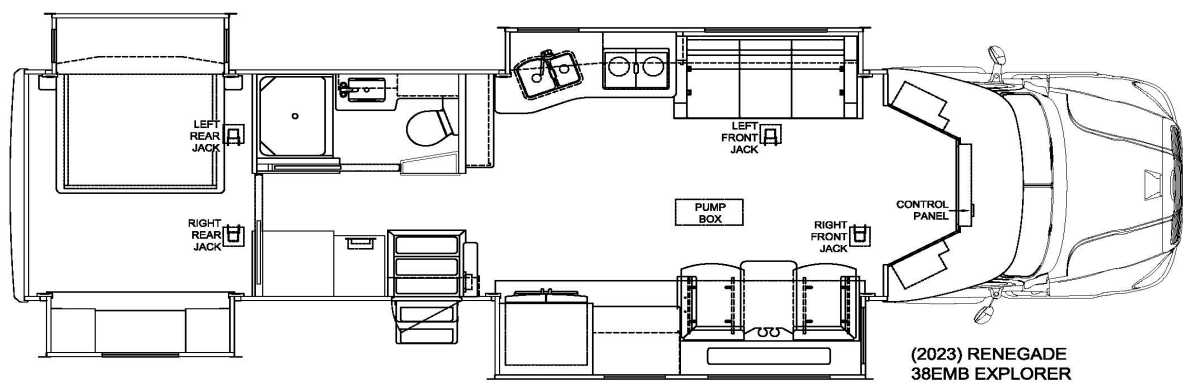
7214REN is the part number for the jack and bracket bolted together. To order replacement just order 7214

Item, Length	Description / Location	Qty	Color	Equalizer Part No.
Kit	(Items listed below)	1		8609B
Pump	4-Function, Jacks	1		7629SFP
Jack	12,000 lbs, 16" Stroke	4		7214REN
Control Panel	Located overhead of the passenger seat	1		3197SC
Harness	Connects Pump to Control Panel	1		6171-30
Hose Kit	Complete Set of Hoses	1		70197
Hose, 10'	Pump to Jack, Right Front Top	1	White Solid	2465
Hose, 10'	Pump to Jack, Right Front Bottom	1	White Stripe	2465
Hose, 12'	Pump to Jack, Left Front Top	1	Brown Solid	2467
Hose, 12'	Pump to Jack, Left Front Bottom	1	Brown Stripe	2467
Hose, 20'	Pump to Jack, Right Rear Top	1	Yellow Solid	2475
Hose, 20'	Pump to Jack, Right Rear Bottom	1	Yellow Stripe	2475
Hose, 22'	Pump to Jack, Left Rear Top	1	Orange Solid	2476
Hose, 22'	Pump to Jack, Left Rear Bottom	1	Orange Stripe	2476

**Options**

**Revisions**

RENEGADE 2023  
EXPLORER 38EMB



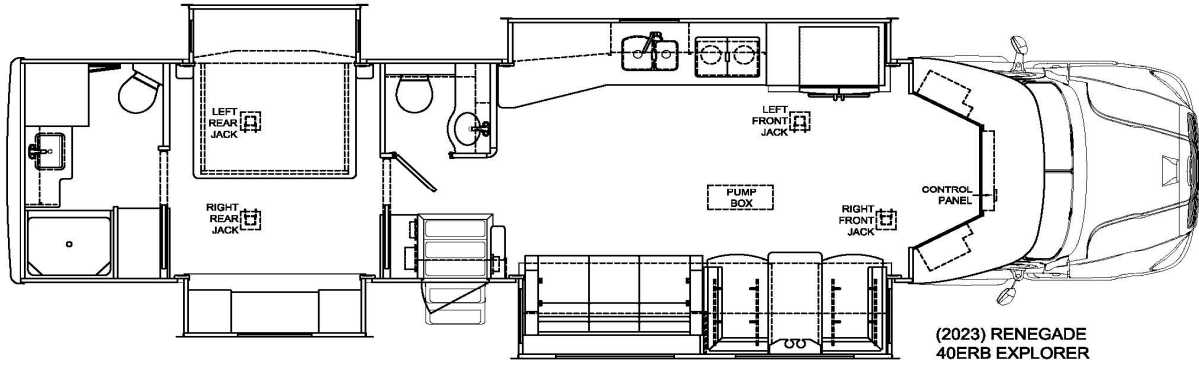
Notes:

Item, Length	Description / Location	Qty	Color	Equalizer Part No.
Kit	(Items listed below)	1		8143RENB
Pump	4-Function, Jacks	1		7998SFP
Jack	12,000 lbs, 16" Stroke	4		7160
Control Panel	Located overhead of the passenger seat	1		2730SC
Harness	Connects Pump to Control Panel	1		6171-30
Remote Sensor	Located under floor near center of coach	1		3637
Harness	Connects Remote Sensor to Control Panel	1		6164-30
Hose Kit	Complete Set of Hoses	1		70213
Hose, 14'	Pump to Jack, Right Front Top	1	White Solid	2469
Hose, 14'	Pump to Jack, Right Front Bottom	1	White Stripe	2469
Hose, 16'	Pump to Jack, Left Front Top	1	Brown Solid	2471
Hose, 16'	Pump to Jack, Left Front Bottom	1	Brown Stripe	2471
Hose, 20'	Pump to Jack, Right Rear Top	1	Yellow Solid	2475
Hose, 20'	Pump to Jack, Right Rear Bottom	1	Yellow Stripe	2475
Hose, 22'	Pump to Jack, Left Rear Top	1	Orange Solid	2476
Hose, 22'	Pump to Jack, Left Rear Bottom	1	Orange Stripe	2476

Options

Revisions

RENEGADE 2023  
EXPLORER 40ERB



(2023) RENEGADE  
40ERB EXPLORER

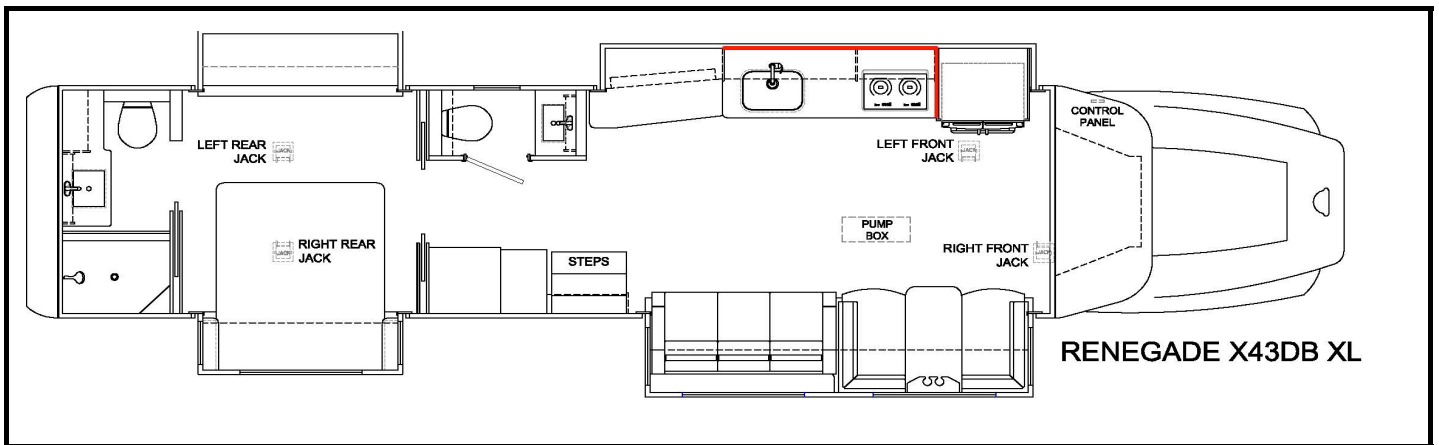
Notes:

Item, Length	Description / Location	Qty	Color	Equalizer Part No.
Kit	(Items listed below)	1		8143RENB
Pump	4-Function, Jacks	1		7998SFP
Jack	12,000 lbs, 16" Stroke	4		7160
Control Panel	Located overhead of the passenger seat	1		2730SC
Harness	Connects Pump to Control Panel	1		6171-30
Remote Sensor	Located under floor near center of coach	1		3637
Harness	Connects Remote Sensor to Control Panel	1		6164-30
Hose Kit	Complete Set of Hoses	1		70213
Hose, 14'	Pump to Jack, Right Front Top	1	White Solid	2469
Hose, 14'	Pump to Jack, Right Front Bottom	1	White Stripe	2469
Hose, 16'	Pump to Jack, Left Front Top	1	Brown Solid	2471
Hose, 16'	Pump to Jack, Left Front Bottom	1	Brown Stripe	2471
Hose, 20'	Pump to Jack, Right Rear Top	1	Yellow Solid	2475
Hose, 20'	Pump to Jack, Right Rear Bottom	1	Yellow Stripe	2475
Hose, 22'	Pump to Jack, Left Rear Top	1	Orange Solid	2476
Hose, 22'	Pump to Jack, Left Rear Bottom	1	Orange Stripe	2476

Options

Revisions

RENEGADE 2023  
XL X43DB



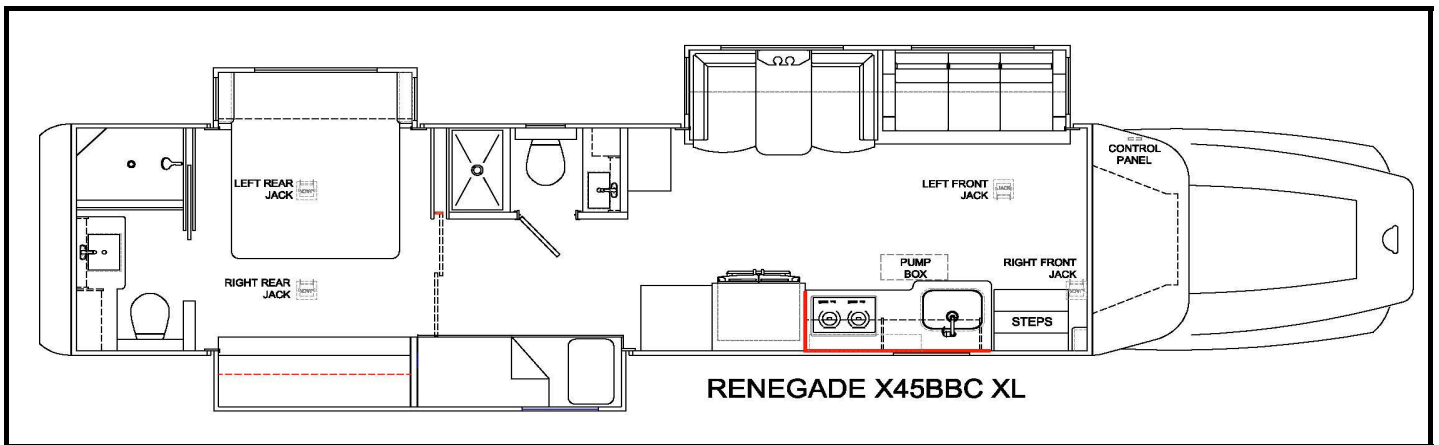
Notes:


Item, Length	Description / Location	Qty	Color	Equalizer Part No.
Kit	(Items listed below)	1		8144RENB
Pump	4-Function, Jacks	1		7998SFP
Jack	25,000 lbs, 16" Stroke	4		7261
Control Panel	Located overhead of the driver seat	1		2745SC
Harness	Connects Pump to Control Panel	1		6171-30
Remote Sensor	Located under floor near center of coach	1		3637
Harness	Connects Remote Sensor to Control Panel	1		6164-30
Hose Kit	Complete Set of Hoses	1		70214
Hose, 16'	Pump to Jack, Right Front Top	1	White Solid	2471
Hose, 16'	Pump to Jack, Right Front Bottom	1	White Stripe	2471
Hose, 18'	Pump to Jack, Left Front Top	1	Brown Solid	2473
Hose, 18'	Pump to Jack, Left Front Bottom	1	Brown Stripe	2473
Hose, 18'	Pump to Jack, Right Rear Top	1	Yellow Solid	2473
Hose, 18'	Pump to Jack, Right Rear Bottom	1	Yellow Stripe	2473
Hose, 18'	Pump to Jack, Left Rear Top	1	Orange Solid	2473
Hose, 18'	Pump to Jack, Left Rear Bottom	1	Orange Stripe	2473


Options				

Revisions				

RENEGADE 2023  
XL X45BBC



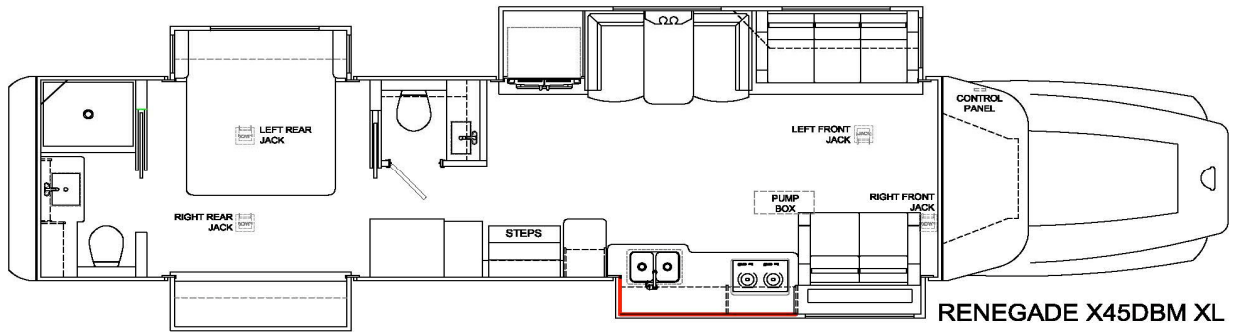
Notes:


Item, Length	Description / Location	Qty	Color	Equalizer Part No.
Kit	(Items listed below)	1		8144RENB
Pump	4-Function, Jacks	1		7998SFP
Jack	25,000 lbs, 16" Stroke	4		7261
Control Panel	Located overhead of the driver seat	1		2745SC
Harness	Connects Pump to Control Panel	1		6171-30
Remote Sensor	Located under floor near center of coach	1		3637
Harness	Connects Remote Sensor to Control Panel	1		6164-30
Hose Kit	Complete Set of Hoses	1		70214
Hose, 16'	Pump to Jack, Right Front Top	1	White Solid	2471
Hose, 16'	Pump to Jack, Right Front Bottom	1	White Stripe	2471
Hose, 18'	Pump to Jack, Left Front Top	1	Brown Solid	2473
Hose, 18'	Pump to Jack, Left Front Bottom	1	Brown Stripe	2473
Hose, 18'	Pump to Jack, Right Rear Top	1	Yellow Solid	2473
Hose, 18'	Pump to Jack, Right Rear Bottom	1	Yellow Stripe	2473
Hose, 18'	Pump to Jack, Left Rear Top	1	Orange Solid	2473
Hose, 18'	Pump to Jack, Left Rear Bottom	1	Orange Stripe	2473


Options				

Revisions				

RENEGADE 2023  
XL X45DBM



RENEGADE X45DBM XL

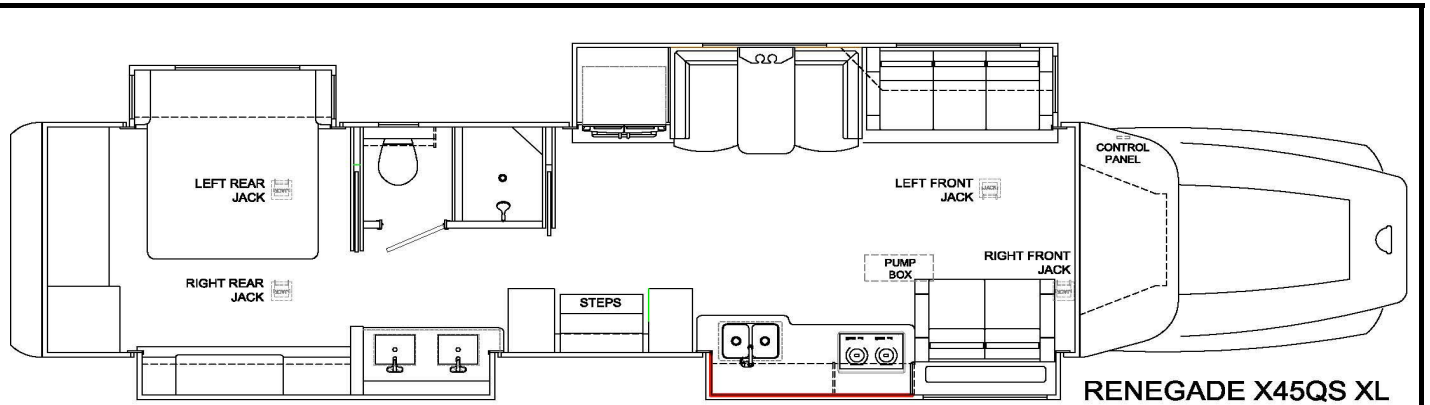
Notes:

Item, Length	Description / Location	Qty	Color	Equalizer Part No.
Kit	(Items listed below)	1		8144RENB
Pump	4-Function, Jacks	1		7998SFP
Jack	25,000 lbs, 16" Stroke	4		7261
Control Panel	Located overhead of the driver seat	1		2745SC
Harness	Connects Pump to Control Panel	1		6171-30
Remote Sensor	Located under floor near center of coach	1		3637
Harness	Connects Remote Sensor to Control Panel	1		6164-30
Hose Kit	Complete Set of Hoses	1		70214
Hose, 16'	Pump to Jack, Right Front Top	1	White Solid	2471
Hose, 16'	Pump to Jack, Right Front Bottom	1	White Stripe	2471
Hose, 18'	Pump to Jack, Left Front Top	1	Brown Solid	2473
Hose, 18'	Pump to Jack, Left Front Bottom	1	Brown Stripe	2473
Hose, 18'	Pump to Jack, Right Rear Top	1	Yellow Solid	2473
Hose, 18'	Pump to Jack, Right Rear Bottom	1	Yellow Stripe	2473
Hose, 18'	Pump to Jack, Left Rear Top	1	Orange Solid	2473
Hose, 18'	Pump to Jack, Left Rear Bottom	1	Orange Stripe	2473

Options

Revisions

RENEGADE 2023  
XL X45QS



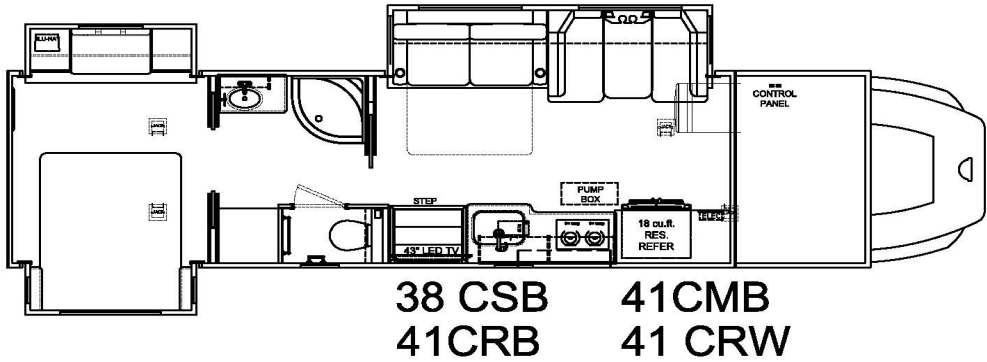
Notes:

Item, Length	Description / Location	Qty	Color	Equalizer Part No.
Kit	(Items listed below)	1		8144RENB
Pump	4-Function, Jacks	1		7998SFP
Jack	25,000 lbs, 16" Stroke	4		7261
Control Panel	Located overhead of the driver seat	1		2745SC
Harness	Connects Pump to Control Panel	1		6171-30
Remote Sensor	Located under floor near center of coach	1		3637
Harness	Connects Remote Sensor to Control Panel	1		6164-30
Hose Kit	Complete Set of Hoses	1		70214
Hose, 16'	Pump to Jack, Right Front Top	1	White Solid	2471
Hose, 16'	Pump to Jack, Right Front Bottom	1	White Stripe	2471
Hose, 18'	Pump to Jack, Left Front Top	1	Brown Solid	2473
Hose, 18'	Pump to Jack, Left Front Bottom	1	Brown Stripe	2473
Hose, 18'	Pump to Jack, Right Rear Top	1	Yellow Solid	2473
Hose, 18'	Pump to Jack, Right Rear Bottom	1	Yellow Stripe	2473
Hose, 18'	Pump to Jack, Left Rear Top	1	Orange Solid	2473
Hose, 18'	Pump to Jack, Left Rear Bottom	1	Orange Stripe	2473

Options

Revisions

RENEGADE 2023  
CLASSIC 38CSB-41CMB-41CRB-41CRW



Notes:

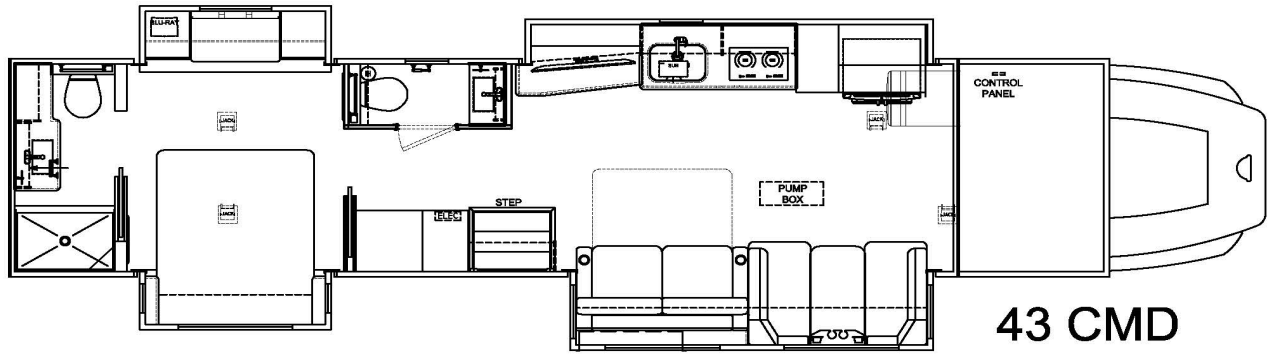
Item, Length	Description / Location	Qty	Color	Equalizer Part No.
Kit	(Items listed below)	1		8144RENB
Pump	4-Function, Jacks	1		7998SFP
Jack	25,000 lbs, 16" Stroke	4		7261
Control Panel	Located overhead of the driver seat	1		2745SC
Harness	Connects Pump to Control Panel	1		6171-30
Remote Sensor	Located under floor near center of coach	1		3637
Harness	Connects Remote Sensor to Control Panel	1		6164-30
Hose Kit	Complete Set of Hoses	1		70214
Hose, 16'	Pump to Jack, Right Front Top	1	White Solid	2471
Hose, 16'	Pump to Jack, Right Front Bottom	1	White Stripe	2471
Hose, 18'	Pump to Jack, Left Front Top	1	Brown Solid	2473
Hose, 18'	Pump to Jack, Left Front Bottom	1	Brown Stripe	2473
Hose, 18'	Pump to Jack, Right Rear Top	1	Yellow Solid	2473
Hose, 18'	Pump to Jack, Right Rear Bottom	1	Yellow Stripe	2473
Hose, 18'	Pump to Jack, Left Rear Top	1	Orange Solid	2473
Hose, 18'	Pump to Jack, Left Rear Bottom	1	Orange Stripe	2473

Options

Revisions



RENEGADE 2023  
CLASSIC 43 CMD



43 CMD

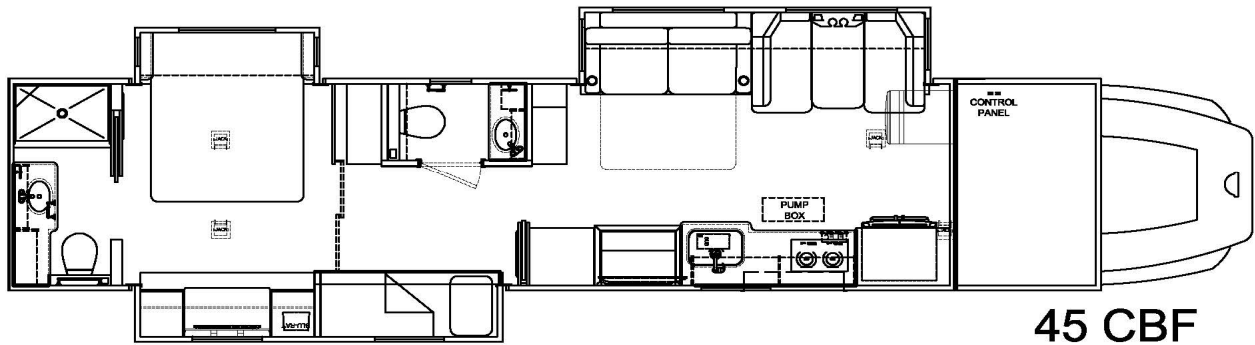
Notes:

Item, Length	Description / Location	Qty	Color	Equalizer Part No.
Kit	(Items listed below)	1		8144RENB
Pump	4-Function, Jacks	1		7998SFP
Jack	25,000 lbs, 16" Stroke	4		7261
Control Panel	Located overhead of the driver seat	1		2745SC
Harness	Connects Pump to Control Panel	1		6171-30
Remote Sensor	Located under floor near center of coach	1		3637
Harness	Connects Remote Sensor to Control Panel	1		6164-30
Hose Kit	Complete Set of Hoses	1		70214
Hose, 16'	Pump to Jack, Right Front Top	1	White Solid	2471
Hose, 16'	Pump to Jack, Right Front Bottom	1	White Stripe	2471
Hose, 18'	Pump to Jack, Left Front Top	1	Brown Solid	2473
Hose, 18'	Pump to Jack, Left Front Bottom	1	Brown Stripe	2473
Hose, 18'	Pump to Jack, Right Rear Top	1	Yellow Solid	2473
Hose, 18'	Pump to Jack, Right Rear Bottom	1	Yellow Stripe	2473
Hose, 18'	Pump to Jack, Left Rear Top	1	Orange Solid	2473
Hose, 18'	Pump to Jack, Left Rear Bottom	1	Orange Stripe	2473

Options

Revisions

RENEGADE 2023  
CLASSIC 45 CBF



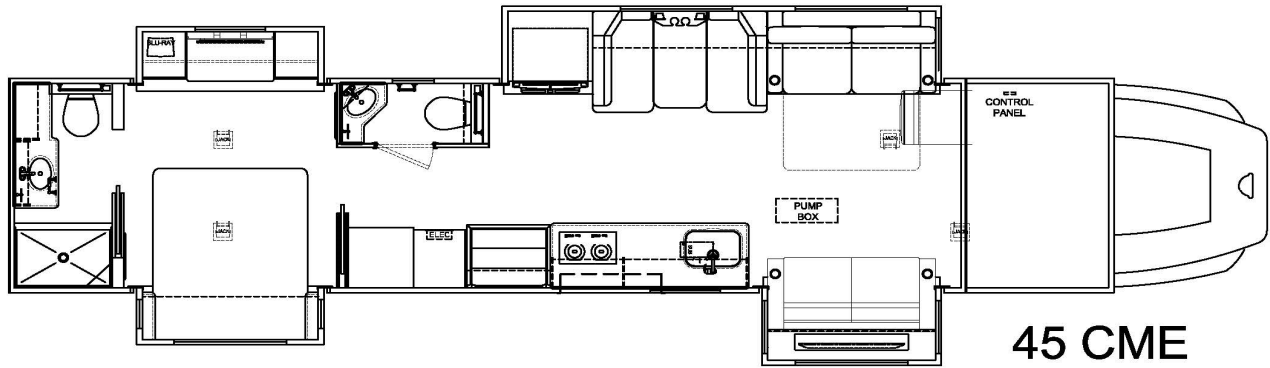
Notes:

Item, Length	Description / Location	Qty	Color	Equalizer Part No.
Kit	(Items listed below)	1		8144RENB
Pump	4-Function, Jacks	1		7998SFP
Jack	25,000 lbs, 16" Stroke	4		7261
Control Panel	Located overhead of the driver seat	1		2745SC
Harness	Connects Pump to Control Panel	1		6171-30
Remote Sensor	Located under floor near center of coach	1		3637
Harness	Connects Remote Sensor to Control Panel	1		6164-30
Hose Kit	Complete Set of Hoses	1		70214
Hose, 16'	Pump to Jack, Right Front Top	1	White Solid	2471
Hose, 16'	Pump to Jack, Right Front Bottom	1	White Stripe	2471
Hose, 18'	Pump to Jack, Left Front Top	1	Brown Solid	2473
Hose, 18'	Pump to Jack, Left Front Bottom	1	Brown Stripe	2473
Hose, 18'	Pump to Jack, Right Rear Top	1	Yellow Solid	2473
Hose, 18'	Pump to Jack, Right Rear Bottom	1	Yellow Stripe	2473
Hose, 18'	Pump to Jack, Left Rear Top	1	Orange Solid	2473
Hose, 18'	Pump to Jack, Left Rear Bottom	1	Orange Stripe	2473

Options

Revisions

RENEGADE 2023  
CLASSIC 45 CME



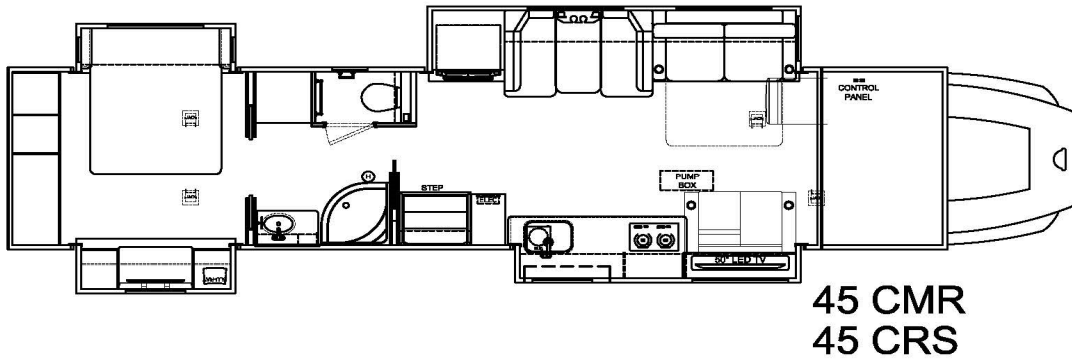
Notes:

Item, Length	Description / Location	Qty	Color	Equalizer Part No.
Kit	(Items listed below)	1		8144RENB
Pump	4-Function, Jacks	1		7998SFP
Jack	25,000 lbs, 16" Stroke	4		7261
Control Panel	Located overhead of the driver seat	1		2745SC
Harness	Connects Pump to Control Panel	1		6171-30
Remote Sensor	Located under floor near center of coach	1		3637
Harness	Connects Remote Sensor to Control Panel	1		6164-30
Hose Kit	Complete Set of Hoses	1		70214
Hose, 16'	Pump to Jack, Right Front Top	1	White Solid	2471
Hose, 16'	Pump to Jack, Right Front Bottom	1	White Stripe	2471
Hose, 18'	Pump to Jack, Left Front Top	1	Brown Solid	2473
Hose, 18'	Pump to Jack, Left Front Bottom	1	Brown Stripe	2473
Hose, 18'	Pump to Jack, Right Rear Top	1	Yellow Solid	2473
Hose, 18'	Pump to Jack, Right Rear Bottom	1	Yellow Stripe	2473
Hose, 18'	Pump to Jack, Left Rear Top	1	Orange Solid	2473
Hose, 18'	Pump to Jack, Left Rear Bottom	1	Orange Stripe	2473

Options

Revisions

RENEGADE 2023  
CLASSIC 45 CME



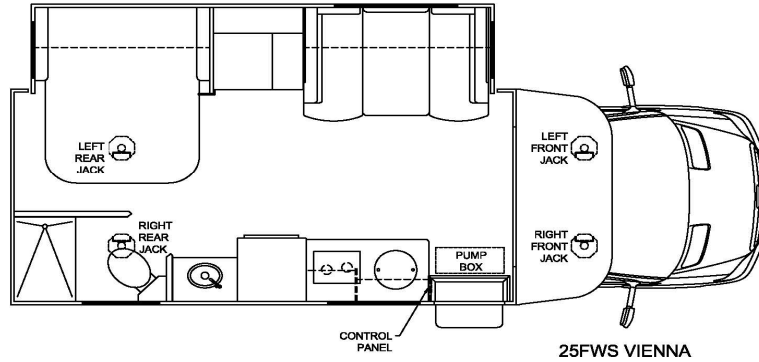
Notes:

Item, Length	Description / Location	Qty	Color	Equalizer Part No.
Kit	(Items listed below)	1		8144RENB
Pump	4-Function, Jacks	1		7998SFP
Jack	25,000 lbs, 16" Stroke	4		7261
Control Panel	Located overhead of the driver seat	1		2745SC
Harness	Connects Pump to Control Panel	1		6171-30
Remote Sensor	Located under floor near center of coach	1		3637
Harness	Connects Remote Sensor to Control Panel	1		6164-30
Hose Kit	Complete Set of Hoses	1		70214
Hose, 16'	Pump to Jack, Right Front Top	1	White Solid	2471
Hose, 16'	Pump to Jack, Right Front Bottom	1	White Stripe	2471
Hose, 18'	Pump to Jack, Left Front Top	1	Brown Solid	2473
Hose, 18'	Pump to Jack, Left Front Bottom	1	Brown Stripe	2473
Hose, 18'	Pump to Jack, Right Rear Top	1	Yellow Solid	2473
Hose, 18'	Pump to Jack, Right Rear Bottom	1	Yellow Stripe	2473
Hose, 18'	Pump to Jack, Left Rear Top	1	Orange Solid	2473
Hose, 18'	Pump to Jack, Left Rear Bottom	1	Orange Stripe	2473

Options

Revisions

RENEGADE 2024  
VIENNA 25FWS



**Notes:**

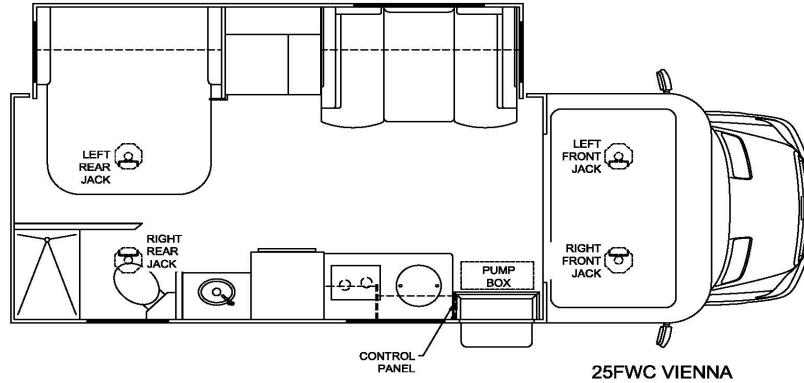
- 1) 70202 and 70203 include mounting bracket. To order jack assembly, use 7842A.
- 2) 05/01/2023 70202 Changed to 70419. The new mount bracket was needed for the new chassis design.

Item, Length	Description / Location	Qty	Color	Equalizer Part No.
Kit	Panel and harness only	1		8757RENB
Pump	4-Function, Jacks	1		7982KS
Jack	(DS front) 7,500 lbs, 13" Stroke	1		70419
Jack	(PS front) 7,500 lbs, 13" Stroke	1		70203
Cross Tie Assembly	Used to tie front jacks together	1		70201
Jack	(DS rear) 7,500 lbs, 13" Stroke	1		70269EQ
Jack	(PS rear) 7,500 lbs, 13" Stroke	1		70270EQ
Cross Tie Assembly	Used to tie rear jacks together	1		7970A
Control Panel	Located near entry door	1		3197SC
Harness	Connects Pump to Control Panel	1		6133-15
Hose Kit	Complete Set of Hoses	1		7977
Hose, 4'	Left Rear Jack Bottom, Right Rear Jack Bottom	1	Org Stripe/Yel Stripe	2459
Hose, 6'	Pump to Jack, Right Front Top	1	White Solid	2461
Hose, 6'	Pump to Jack, Right Front Bottom	1	White Stripe	2461
Hose, 10'	Pump to Jack, Left Front Top	1	Brown Solid	2465
Hose, 10'	Pump to Jack, Left Front Bottom	1	Brown Stripe	2465
Hose, 14'	Pump to Jack, Left Rear Top	1	Orange Solid	2469
Hose, 14'	Pump to Jack, Right Rear Bottom	1	Yellow Stripe	2469
Hose, 14'	Pump to Jack, Right Rear Top	1	Yellow Solid	2469

**Options**


**Revisions**


RENEGADE 2024  
VIENNA 25FWC



**Notes:**

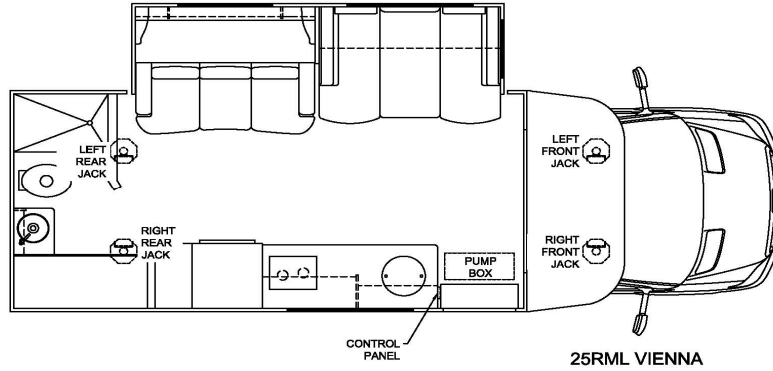
- 1) 70202 and 70203 include mounting bracket. To order jack assembly, use 7842A.
- 2) 05/01/2023 70202 Changed to 70419. The new mount bracket was needed for the new chassis design.

Item, Length	Description / Location	Qty	Color	Equalizer Part No.
Kit	Panel and harness only	1		8757RENB
Pump	4-Function, Jacks	1		7982KS
Jack	(DS front) 7,500 lbs, 13" Stroke	1		70419
Jack	(PS front) 7,500 lbs, 13" Stroke	1		70203
Cross Tie Assembly	Used to tie front jacks together	1		70201
Jack	(DS rear) 7,500 lbs, 13" Stroke	1		70269EQ
Jack	(PS rear) 7,500 lbs, 13" Stroke	1		70270EQ
Cross Tie Assembly	Used to tie rear jacks together	1		7970A
Control Panel	Located near entry door	1		3197SC
Harness	Connects Pump to Control Panel	1		6133-15
Hose Kit	Complete Set of Hoses	1		7977
Hose, 4'	Left Rear Jack Bottom, Right Rear Jack Bottom	1	Org Stripe/Yel Stripe	2459
Hose, 6'	Pump to Jack, Right Front Top	1	White Solid	2461
Hose, 6'	Pump to Jack, Right Front Bottom	1	White Stripe	2461
Hose, 10'	Pump to Jack, Left Front Top	1	Brown Solid	2465
Hose, 10'	Pump to Jack, Left Front Bottom	1	Brown Stripe	2465
Hose, 14'	Pump to Jack, Left Rear Top	1	Orange Solid	2469
Hose, 14'	Pump to Jack, Right Rear Bottom	1	Yellow Stripe	2469
Hose, 14'	Pump to Jack, Right Rear Top	1	Yellow Solid	2469

**Options**


**Revisions**


RENEGADE 2024  
VIENNA 25RML



**Notes:**

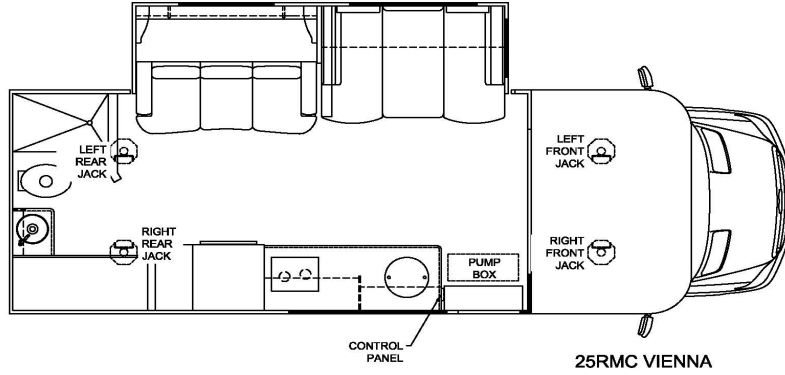
- 1) 70202 and 70203 include mounting bracket. To order jack assembly, use 7842A.  
2) 05/01/2023 70202 Changed to 70419. The new mount bracket was needed for the new chassis design.

Item, Length	Description / Location	Qty	Color	Equalizer Part No.
Kit	Panel and harness only	1		8757RENB
Pump	4-Function, Jacks	1		7982KS
Jack	(DS front) 7,500 lbs, 13" Stroke	1		70419
Jack	(PS front) 7,500 lbs, 13" Stroke	1		70203
Cross Tie Assembly	Used to tie front jacks together	1		70201
Jack	(DS rear) 7,500 lbs, 13" Stroke	1		70269EQ
Jack	(PS rear) 7,500 lbs, 13" Stroke	1		70270EQ
Cross Tie Assembly	Used to tie rear jacks together	1		7970A
Control Panel	Located near entry door	1		3197SC
Harness	Connects Pump to Control Panel	1		6133-15
Hose Kit	Complete Set of Hoses	1		7977
Hose, 4'	Left Rear Jack Bottom, Right Rear Jack Bottom	1	Org Stripe/Yel Stripe	2459
Hose, 6'	Pump to Jack, Right Front Top	1	White Solid	2461
Hose, 6'	Pump to Jack, Right Front Bottom	1	White Stripe	2461
Hose, 10'	Pump to Jack, Left Front Top	1	Brown Solid	2465
Hose, 10'	Pump to Jack, Left Front Bottom	1	Brown Stripe	2465
Hose, 14'	Pump to Jack, Left Rear Top	1	Orange Solid	2469
Hose, 14'	Pump to Jack, Right Rear Bottom	1	Yellow Stripe	2469
Hose, 14'	Pump to Jack, Right Rear Top	1	Yellow Solid	2469

**Options**


**Revisions**


RENEGADE 2024  
VIENNA 25RMC



**Notes:**

- 1) 70202 and 70203 include mounting bracket. To order jack assembly, use 7842A.  
2) 05/01/2023 70202 Changed to 70419. The new mount bracket was needed for the new chassis design.

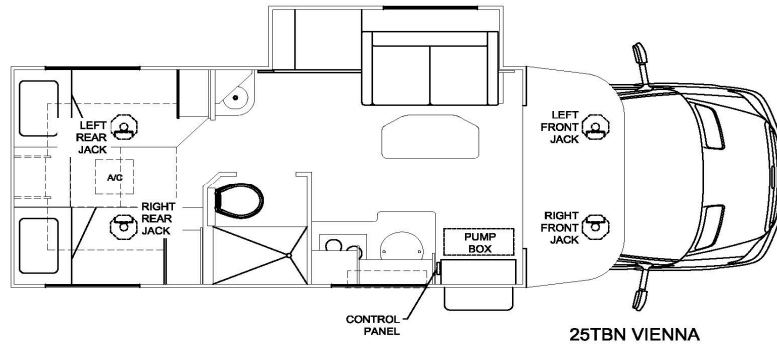
Item, Length	Description / Location	Qty	Color	Equalizer Part No.
Kit	Panel and harness only	1		8757RENB
Pump	4-Function, Jacks	1		7982KS
Jack	(DS front) 7,500 lbs, 13" Stroke	1		70419
Jack	(PS front) 7,500 lbs, 13" Stroke	1		70203
Cross Tie Assembly	Used to tie front jacks together	1		70201
Jack	(DS rear) 7,500 lbs, 13" Stroke	1		70269EQ
Jack	(PS rear) 7,500 lbs, 13" Stroke	1		70270EQ
Cross Tie Assembly	Used to tie rear jacks together	1		7970A
Control Panel	Located near entry door	1		3197SC
Harness	Connects Pump to Control Panel	1		6133-15
Hose Kit	Complete Set of Hoses	1		7977
Hose, 4'	Left Rear Jack Bottom, Right Rear Jack Bottom	1	Org Stripe/Yel Stripe	2459
Hose, 6'	Pump to Jack, Right Front Top	1	White Solid	2461
Hose, 6'	Pump to Jack, Right Front Bottom	1	White Stripe	2461
Hose, 10'	Pump to Jack, Left Front Top	1	Brown Solid	2465
Hose, 10'	Pump to Jack, Left Front Bottom	1	Brown Stripe	2465
Hose, 14'	Pump to Jack, Left Rear Top	1	Orange Solid	2469
Hose, 14'	Pump to Jack, Right Rear Bottom	1	Yellow Stripe	2469
Hose, 14'	Pump to Jack, Right Rear Top	1	Yellow Solid	2469

**Options**


**Revisions**




RENEGADE 2024  
VIENNA 25TBN



**Notes:**

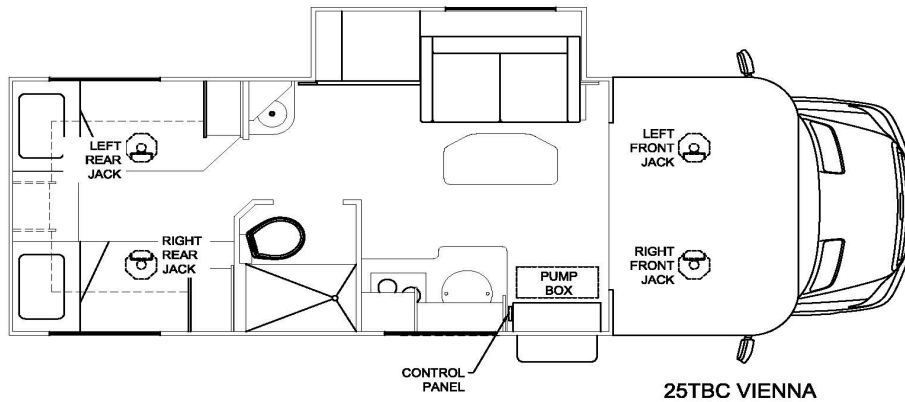
- 1) 70202 and 70203 include mounting bracket. To order jack assembly, use 7842A.
- 2) 05/01/2023 70202 Changed to 70419. The new mount bracket was needed for the new chassis design.

Item, Length	Description / Location	Qty	Color	Equalizer Part No.
Kit	Panel and harness only	1		8757RENB
Pump	4-Function, Jacks	1		7982KS
Jack	(DS front) 7,500 lbs, 13" Stroke	1		70419
Jack	(PS front) 7,500 lbs, 13" Stroke	1		70203
Cross Tie Assembly	Used to tie front jacks together	1		70201
Jack	(DS rear) 7,500 lbs, 13" Stroke	1		70269EQ
Jack	(PS rear) 7,500 lbs, 13" Stroke	1		70270EQ
Cross Tie Assembly	Used to tie rear jacks together	1		7970A
Control Panel	Located near entry door	1		3197SC
Harness	Connects Pump to Control Panel	1		6133-15
Hose Kit	Complete Set of Hoses	1		7977
Hose, 4'	Left Rear Jack Bottom, Right Rear Jack Bottom	1	Org Stripe/Yel Stripe	2459
Hose, 6'	Pump to Jack, Right Front Top	1	White Solid	2461
Hose, 6'	Pump to Jack, Right Front Bottom	1	White Stripe	2461
Hose, 10'	Pump to Jack, Left Front Top	1	Brown Solid	2465
Hose, 10'	Pump to Jack, Left Front Bottom	1	Brown Stripe	2465
Hose, 14'	Pump to Jack, Left Rear Top	1	Orange Solid	2469
Hose, 14'	Pump to Jack, Right Rear Bottom	1	Yellow Stripe	2469
Hose, 14'	Pump to Jack, Right Rear Top	1	Yellow Solid	2469

**Options**


**Revisions**


RENEGADE 2024  
VIENNA 25TBC



**Notes:**

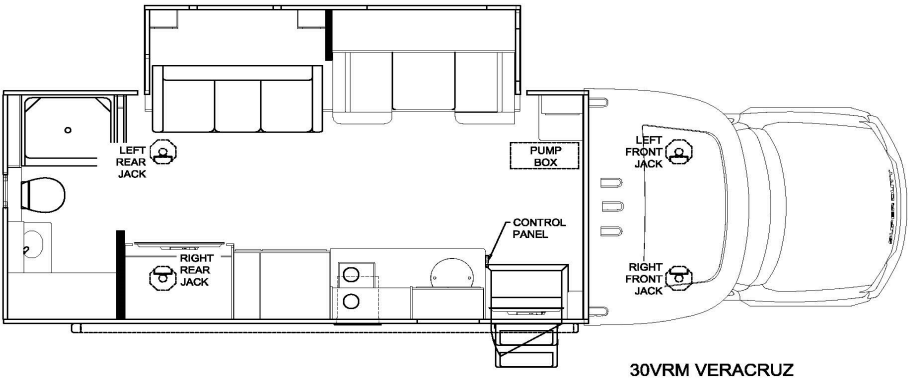
- 1) 70202 and 70203 include mounting bracket. To order jack assembly, use 7842A.
- 2) 05/01/2023 70202 Changed to 70419. The new mount bracket was needed for the new chassis design.

Item, Length	Description / Location	Qty	Color	Equalizer Part No.
Kit	Panel and harness only	1		8757RENB
Pump	4-Function, Jacks	1		7982KS
Jack	(DS front) 7,500 lbs, 13" Stroke	1		70419
Jack	(PS front) 7,500 lbs, 13" Stroke	1		70203
Cross Tie Assembly	Used to tie front jacks together	1		70201
Jack	(DS rear) 7,500 lbs, 13" Stroke	1		70269EQ
Jack	(PS rear) 7,500 lbs, 13" Stroke	1		70270EQ
Cross Tie Assembly	Used to tie rear jacks together	1		7970A
Control Panel	Located near entry door	1		3197SC
Harness	Connects Pump to Control Panel	1		6133-15
Hose Kit	Complete Set of Hoses	1		7977
Hose, 4'	Left Rear Jack Bottom, Right Rear Jack Bottom	1	Org Stripe/Yel Stripe	2459
Hose, 6'	Pump to Jack, Right Front Top	1	White Solid	2461
Hose, 6'	Pump to Jack, Right Front Bottom	1	White Stripe	2461
Hose, 10'	Pump to Jack, Left Front Top	1	Brown Solid	2465
Hose, 10'	Pump to Jack, Left Front Bottom	1	Brown Stripe	2465
Hose, 14'	Pump to Jack, Left Rear Top	1	Orange Solid	2469
Hose, 14'	Pump to Jack, Right Rear Bottom	1	Yellow Stripe	2469
Hose, 14'	Pump to Jack, Right Rear Top	1	Yellow Solid	2469

**Options**


**Revisions**


RENEGADE 2024  
VERACRUZ 30VRM



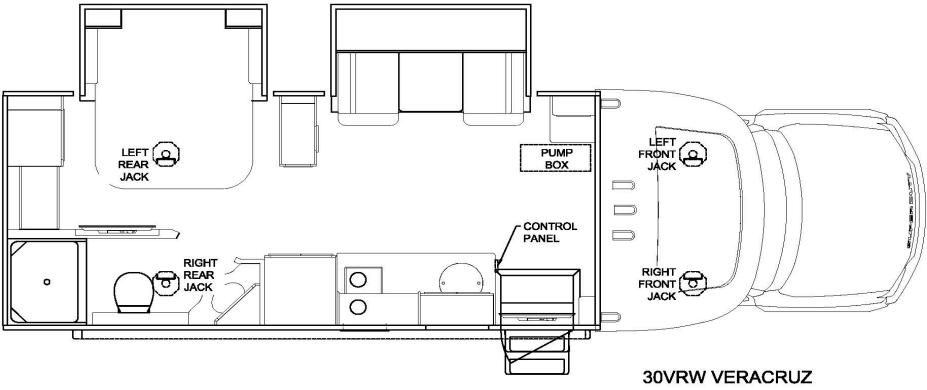
Notes:

Item, Length	Description / Location	Qty	Color	Equalizer Part No.
Kit	Panel and harness only	1		8237D
Pump	4-Function, Jacks	1		7948KS
Jack	(front) 7,500 lbs, 13" Stroke	2		7842REV
Jack	(rear) 12,000 lbs, 16" Stroke	2		7214
Control Panel	Located near entry door	1		3197SC
Harness	Connects Pump to Control Panel	1		6133-30
Hose Kit	Complete Set of Hoses	1		70096
Hose, 8'	Pump to Jack, Left Front Top	1	Brown Solid	2463
Hose, 8'	Pump to Jack, Left Front Bottom	1	Brown Stripe	2463
Hose, 8'	Left Front Jack Bottom, Right Front Jack Bottom	1	Brn Stripe/Wht Stripe	2463
Hose, 8'	Left Rear Jack Bottom, Right Rear Jack Bottom	1	Org Stripe/Yel Stripe	2463
Hose, 10'	Pump to Jack, Right Front Top	1	White Solid	2465
Hose, 22'	Pump to Jack, Right Rear Top	1	Yellow Solid	2476
Hose, 22'	Pump to Jack, Left Rear Top	1	Orange Solid	2476
Hose, 22'	Pump to Jack, Left Rear Bottom	1	Orange Stripe	2476

Options


Revisions


RENEGADE 2024  
VERACRUZ 30VRW



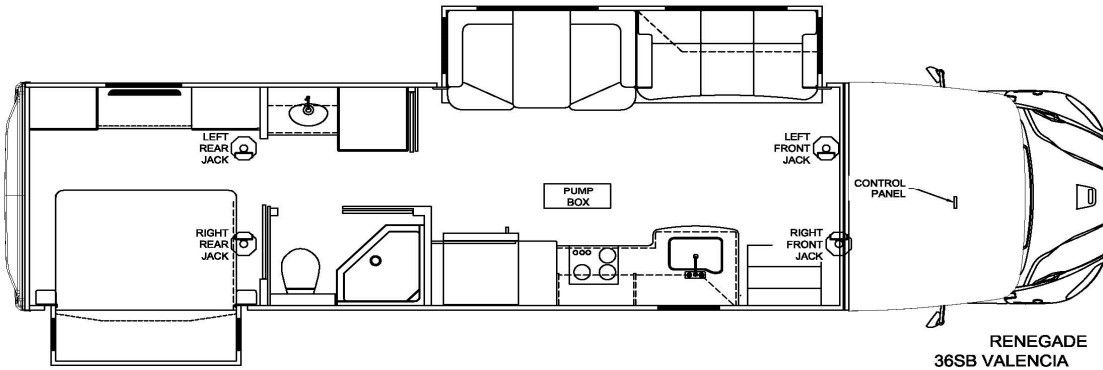
Notes:

Item, Length	Description / Location	Qty	Color	Equalizer Part No.
Kit	Panel and harness only	1		8237D
Pump	4-Function, Jacks	1		7948KS
Jack	(front) 7,500 lbs, 13" Stroke	2		7842REV
Jack	(rear) 12,000 lbs, 16" Stroke	2		7214
Control Panel	Located near entry door	1		3197SC
Harness	Connects Pump to Control Panel	1		6133-30
Hose Kit	Complete Set of Hoses	1		70096
Hose, 8'	Pump to Jack, Left Front Top	1	Brown Solid	2463
Hose, 8'	Pump to Jack, Left Front Bottom	1	Brown Stripe	2463
Hose, 8'	Left Front Jack Bottom, Right Front Jack Bottom	1	Brn Stripe/Wht Stripe	2463
Hose, 8'	Left Rear Jack Bottom, Right Rear Jack Bottom	1	Org Stripe/Yel Stripe	2463
Hose, 10'	Pump to Jack, Right Front Top	1	White Solid	2465
Hose, 22'	Pump to Jack, Right Rear Top	1	Yellow Solid	2476
Hose, 22'	Pump to Jack, Left Rear Top	1	Orange Solid	2476
Hose, 22'	Pump to Jack, Left Rear Bottom	1	Orange Stripe	2476

Options

Revisions

RENEGADE 2024  
VALENCIA 36SB



**Notes:**

7214RENSP is the part number for the jack attached to the bracket. To order just the jack use number 7214

7636REN is the part number for the jack attached to the bracket. To order just the jack use number 7636

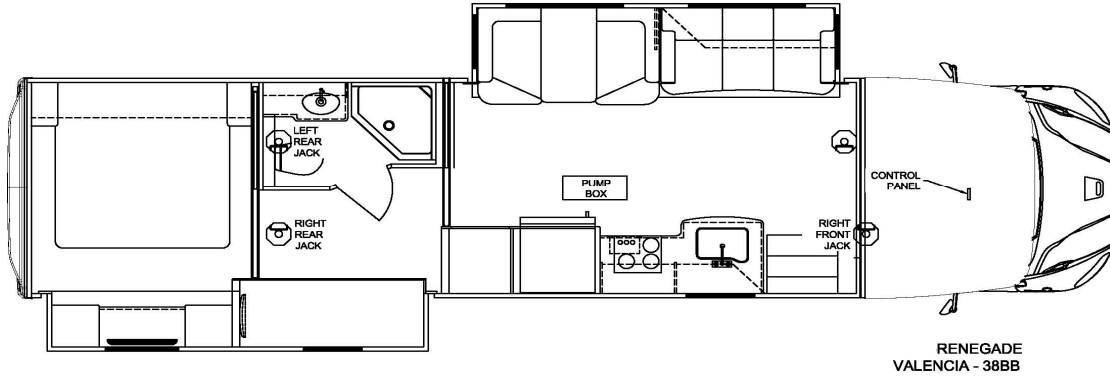
6/01/23 - Started supplying slide cylinder. Changed Kit #, Pump, Hose Kit, and added Slide Cylinder

Item, Length	Description / Location	Qty	Color	Equalizer Part No.
Kit	(Items listed below)	1		8075
Pump	4-Function, Jacks	1		70426
Jack	Rear Jacks 12,000 lbs, 16" Stroke	2		7214RENSP
Jack	Driver Side Front 7,500 lbs, 15" Stroke	1		7636
Jack	Passenger Side Front 7,500 lbs, 15" Stroke	1		7636REN
Slide Cylinder	EQ 34" Stroke Slide Cylinder	1		70416
Control Panel	Located overhead of the passenger seat	1		3197SC
Harness	Connects Pump to Control Panel	1		6171-30
Hose Kit	Complete Set of Hoses	1		70427
Hose, 14'	Pump to Jack, Right Front Top	1	White Solid	2469
Hose, 14'	Pump to Jack, Right Front Bottom	1	White Stripe	2469
Hose, 14'	Pump to Jack, Left Front Top	1	Brown Solid	2469
Hose, 14'	Pump to Jack, Left Front Bottom	1	Brown Stripe	2469
Hose, 16'	Pump to Jack, Right Rear Top	1	Yellow Solid	2471
Hose, 16'	Pump to Jack, Right Rear Bottom	1	Yellow Stripe	2471
Hose, 18'	Pump to Jack, Left Rear Top	1	Orange Solid	2473
Hose, 18'	Pump to Jack, Left Rear Bottom	1	Orange Stripe	2473
Hose, 8'	Pump to Slide Cylinder, Closed End	1	Green Solid	2463
Hose, 8'	Pump to Slide Cylinder, Rod End	1	Green Stripe	2463

**Options**


**Revisions**


RENEGADE 2024  
VALENCIA 38BB



**Notes:**

7214RENSP is the part number for the jack attached to the bracket. To order just the jack use number 7214

7636REN is the part number for the jack attached to the bracket. To order just the jack use number 7636

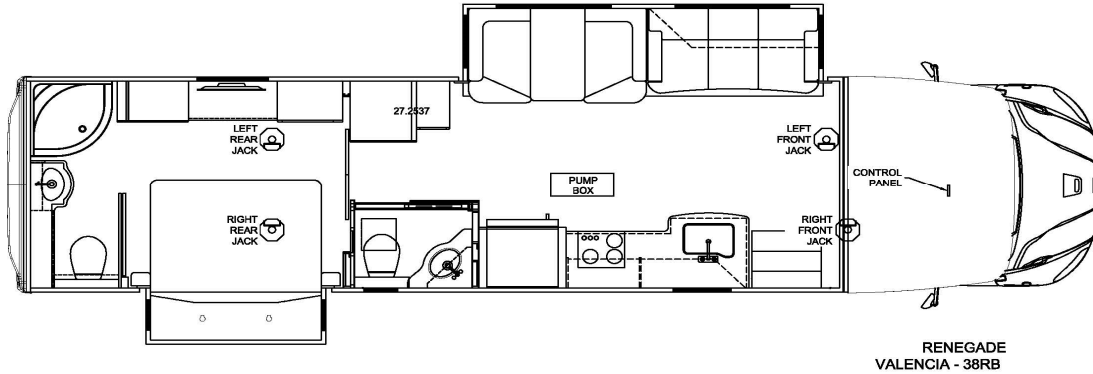
6/01/23 - Started supplying slide cylinder. Changed Kit #, Pump, Hose Kit, and added Slide Cylinder

Item, Length	Description / Location	Qty	Color	Equalizer Part No.
Kit	(Items listed below)	1		8075
Pump	4-Function, Jacks	1		70426
Jack	Rear Jacks 12,000 lbs, 16" Stroke	2		7214RENSP
Jack	Driver Side Front 7,500 lbs, 15" Stroke	1		7636
Jack	Passenger Side Front 7,500 lbs, 15" Stroke	1		7636REN
Slide Cylinder	EQ 34" Stroke Slide Cylinder	1		70416
Control Panel	Located overhead of the passenger seat	1		3197SC
Harness	Connects Pump to Control Panel	1		6171-30
Hose Kit	Complete Set of Hoses	1		70427
Hose, 14'	Pump to Jack, Right Front Top	1	White Solid	2469
Hose, 14'	Pump to Jack, Right Front Bottom	1	White Stripe	2469
Hose, 14'	Pump to Jack, Left Front Top	1	Brown Solid	2469
Hose, 14'	Pump to Jack, Left Front Bottom	1	Brown Stripe	2469
Hose, 16'	Pump to Jack, Right Rear Top	1	Yellow Solid	2471
Hose, 16'	Pump to Jack, Right Rear Bottom	1	Yellow Stripe	2471
Hose, 18'	Pump to Jack, Left Rear Top	1	Orange Solid	2473
Hose, 18'	Pump to Jack, Left Rear Bottom	1	Orange Stripe	2473
Hose, 8'	Pump to Slide Cylinder, Closed End	1	Green Solid	2463
Hose, 8'	Pump to Slide Cylinder, Rod End	1	Green Stripe	2463

**Options**


**Revisions**


RENEGADE 2024  
VALENCIA 38RB



RENEGADE  
VALENCIA - 38RB

**Notes:**

7214RENSP is the part number for the jack attached to the bracket. To order just the jack use number 7214

7636REN is the part number for the jack attached to the bracket. To order just the jack use number 7636

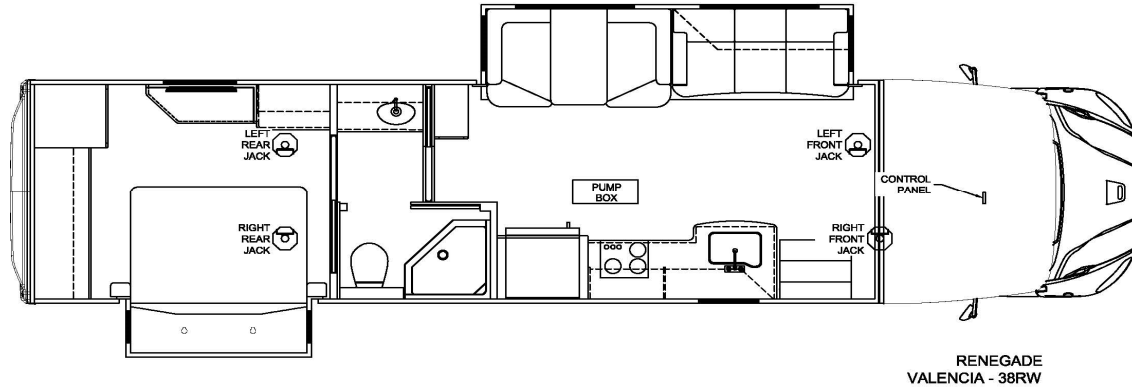
6/01/23 - Started supplying slide cylinder. Changed Kit #, Pump, Hose Kit, and added Slide Cylinder

Item, Length	Description / Location	Qty	Color	Equalizer Part No.
Kit	(Items listed below)	1		8075
Pump	4-Function, Jacks	1		70426
Jack	Rear Jacks 12,000 lbs, 16" Stroke	2		7214RENSP
Jack	Driver Side Front 7,500 lbs, 15" Stroke	1		7636
Jack	Passenger Side Front 7,500 lbs, 15" Stroke	1		7636REN
Slide Cylinder	EQ 34" Stroke Slide Cylinder	1		70416
Control Panel	Located overhead of the passenger seat	1		3197SC
Harness	Connects Pump to Control Panel	1		6171-30
Hose Kit	Complete Set of Hoses	1		70427
Hose, 14'	Pump to Jack, Right Front Top	1	White Solid	2469
Hose, 14'	Pump to Jack, Right Front Bottom	1	White Stripe	2469
Hose, 14'	Pump to Jack, Left Front Top	1	Brown Solid	2469
Hose, 14'	Pump to Jack, Left Front Bottom	1	Brown Stripe	2469
Hose, 16'	Pump to Jack, Right Rear Top	1	Yellow Solid	2471
Hose, 16'	Pump to Jack, Right Rear Bottom	1	Yellow Stripe	2471
Hose, 18'	Pump to Jack, Left Rear Top	1	Orange Solid	2473
Hose, 18'	Pump to Jack, Left Rear Bottom	1	Orange Stripe	2473
Hose, 8'	Pump to Slide Cylinder, Closed End	1	Green Solid	2463
Hose, 8'	Pump to Slide Cylinder, Rod End	1	Green Stripe	2463

**Options**


**Revisions**


RENEGADE 2024  
VALENCIA 38RW



RENEGADE  
VALENCIA - 38RW

**Notes:**

7214RENSP is the part number for the jack attached to the bracket. To order just the jack use number 7214

7636REN is the part number for the jack attached to the bracket. To order just the jack use number 7636

6/01/23 - Started supplying slide cylinder. Changed Kit #, Pump, Hose Kit, and added Slide Cylinder

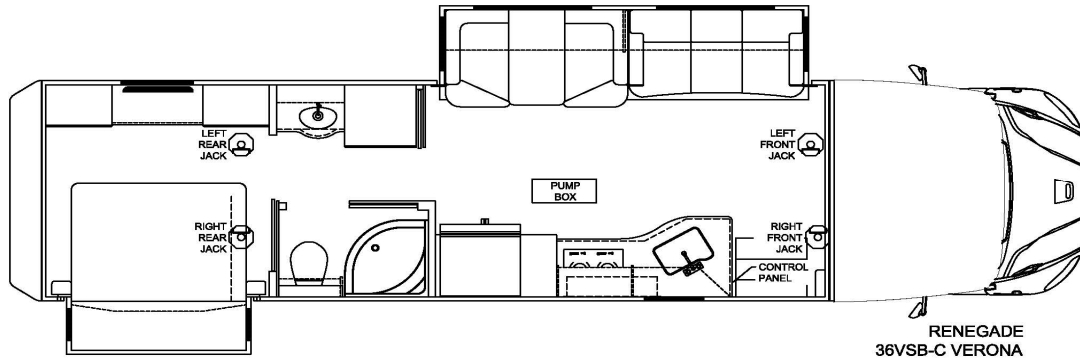
Item, Length	Description / Location	Qty	Color	Equalizer Part No.
Kit	(Items listed below)	1		8075
Pump	4-Function, Jacks	1		70426
Jack	Rear Jacks 12,000 lbs, 16" Stroke	2		7214RENSP
Jack	Driver Side Front 7,500 lbs, 15" Stroke	1		7636
Jack	Passenger Side Front 7,500 lbs, 15" Stroke	1		7636REN
Slide Cylinder	EQ 34" Stroke Slide Cylinder	1		70416
Control Panel	Located overhead of the passenger seat	1		3197SC
Harness	Connects Pump to Control Panel	1		6171-30
Hose Kit	Complete Set of Hoses	1		70427
Hose, 14'	Pump to Jack, Right Front Top	1	White Solid	2469
Hose, 14'	Pump to Jack, Right Front Bottom	1	White Stripe	2469
Hose, 14'	Pump to Jack, Left Front Top	1	Brown Solid	2469
Hose, 14'	Pump to Jack, Left Front Bottom	1	Brown Stripe	2469
Hose, 16'	Pump to Jack, Right Rear Top	1	Yellow Solid	2471
Hose, 16'	Pump to Jack, Right Rear Bottom	1	Yellow Stripe	2471
Hose, 18'	Pump to Jack, Left Rear Top	1	Orange Solid	2473
Hose, 18'	Pump to Jack, Left Rear Bottom	1	Orange Stripe	2473
Hose, 8'	Pump to Slide Cylinder, Closed End	1	Green Solid	2463
Hose, 8'	Pump to Slide Cylinder, Rod End	1	Green Stripe	2463

**Options**


**Revisions**




RENEGADE 2024  
VERONA 36VSB, 36VSB-C



**Notes:**

7214REN is the part number for the jack and bracket bolted together. To order replacement just order 7214

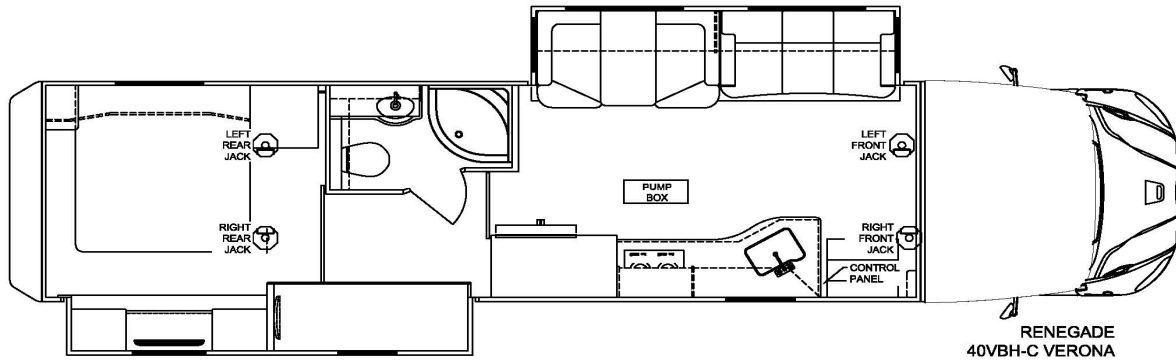
6/01/23 - Started supplying a slide cylinder. Changed Kit #, Pump, Hose Kit, and added Slide Cylinder.

Item, Length	Description / Location	Qty	Color	Equalizer Part No.
Kit	(Items listed below)	1		8062
Pump	4-Function, Jacks	1		70418
Jack	12,000 lbs, 16" Stroke	4		7214REN
Slide Cylinder	EQ 34" Stroke Slide Cylinder	1		70416
Control Panel	Located overhead of the passenger seat	1		3197SC
Harness	Connects Pump to Control Panel	1		6171-30
Hose Kit	Complete Set of Hoses	1		70417
Hose, 10'	Pump to Jack, Right Front Top	1	White Solid	2465
Hose, 10'	Pump to Jack, Right Front Bottom	1	White Stripe	2465
Hose, 12'	Pump to Jack, Left Front Top	1	Brown Solid	2467
Hose, 12'	Pump to Jack, Left Front Bottom	1	Brown Stripe	2467
Hose, 20'	Pump to Jack, Right Rear Top	1	Yellow Solid	2475
Hose, 20'	Pump to Jack, Right Rear Bottom	1	Yellow Stripe	2475
Hose, 22'	Pump to Jack, Left Rear Top	1	Orange Solid	2476
Hose, 22'	Pump to Jack, Left Rear Bottom	1	Orange Stripe	2476
Hose, 8'	Pump to Slide Cylinder, Closed End	1	Green Solid	2463
Hose, 8'	Pump to Slide Cylinder, Rod End	1	Green Stripe	2463

**Options**

**Revisions**

RENEGADE 2024  
VERONA 40VBH, 40VBH-C



**Notes:**

7214REN is the part number for the jack and bracket bolted together. To order replacement just order 7214

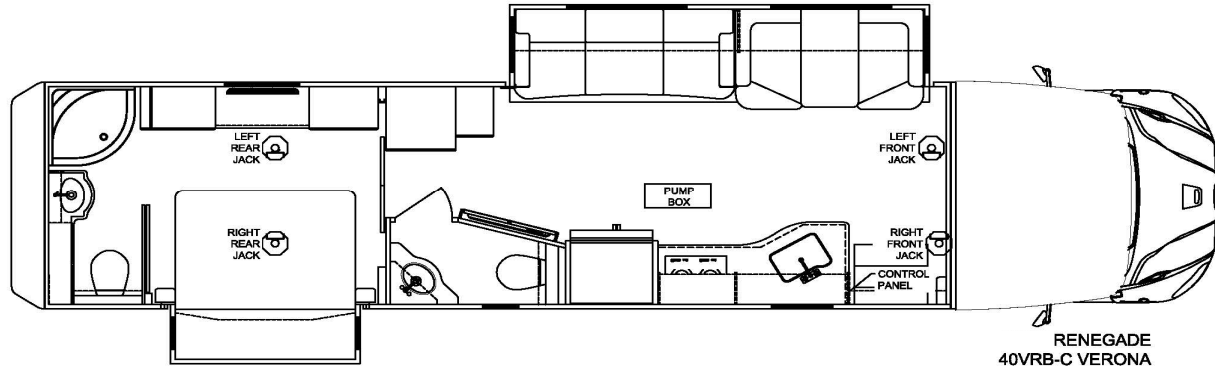
6/01/23 - Started supplying a slide cylinder. Changed Kit #, Pump, Hose Kit, and added Slide Cylinder.

Item, Length	Description / Location	Qty	Color	Equalizer Part No.
Kit	(Items listed below)	1		8062
Pump	4-Function, Jacks	1		70418
Jack	12,000 lbs, 16" Stroke	4		7214REN
Slide Cylinder	EQ 34" Stroke Slide Cylinder	1		70416
Control Panel	Located overhead of the passenger seat	1		3197SC
Harness	Connects Pump to Control Panel	1		6171-30
Hose Kit	Complete Set of Hoses	1		70417
Hose, 10'	Pump to Jack, Right Front Top	1	White Solid	2465
Hose, 10'	Pump to Jack, Right Front Bottom	1	White Stripe	2465
Hose, 12'	Pump to Jack, Left Front Top	1	Brown Solid	2467
Hose, 12'	Pump to Jack, Left Front Bottom	1	Brown Stripe	2467
Hose, 20'	Pump to Jack, Right Rear Top	1	Yellow Solid	2475
Hose, 20'	Pump to Jack, Right Rear Bottom	1	Yellow Stripe	2475
Hose, 22'	Pump to Jack, Left Rear Top	1	Orange Solid	2476
Hose, 22'	Pump to Jack, Left Rear Bottom	1	Orange Stripe	2476
Hose, 8'	Pump to Slide Cylinder, Closed End	1	Green Solid	2463
Hose, 8'	Pump to Slide Cylinder, Rod End	1	Green Stripe	2463

**Options**

**Revisions**

RENEGADE 2024  
VERONA 40VRB, 40VRB-C



**Notes:**

7214REN is the part number for the jack and bracket bolted together. To order replacement just order 7214

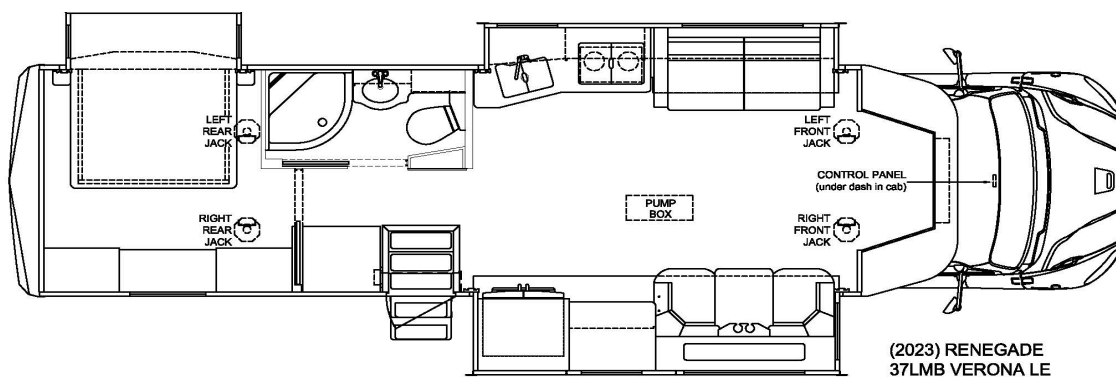
6/01/23 - Started supplying a slide cylinder. Changed Kit #, Pump, Hose Kit, and added Slide Cylinder.

Item, Length	Description / Location	Qty	Color	Equalizer Part No.
Kit	(Items listed below)	1		8062
Pump	4-Function, Jacks	1		70418
Jack	12,000 lbs, 16" Stroke	4		7214REN
Slide Cylinder	EQ 34" Stroke Slide Cylinder	1		70416
Control Panel	Located overhead of the passenger seat	1		3197SC
Harness	Connects Pump to Control Panel	1		6171-30
Hose Kit	Complete Set of Hoses	1		70417
Hose, 10'	Pump to Jack, Right Front Top	1	White Solid	2465
Hose, 10'	Pump to Jack, Right Front Bottom	1	White Stripe	2465
Hose, 12'	Pump to Jack, Left Front Top	1	Brown Solid	2467
Hose, 12'	Pump to Jack, Left Front Bottom	1	Brown Stripe	2467
Hose, 20'	Pump to Jack, Right Rear Top	1	Yellow Solid	2475
Hose, 20'	Pump to Jack, Right Rear Bottom	1	Yellow Stripe	2475
Hose, 22'	Pump to Jack, Left Rear Top	1	Orange Solid	2476
Hose, 22'	Pump to Jack, Left Rear Bottom	1	Orange Stripe	2476
Hose, 8'	Pump to Slide Cylinder, Closed End	1	Green Solid	2463
Hose, 8'	Pump to Slide Cylinder, Rod End	1	Green Stripe	2463

**Options**

**Revisions**

RENEGADE 2024  
VERONA LE 37LMB



**Notes:**

7214REN is the part number for the jack and bracket bolted together. To order replacement just order 7214

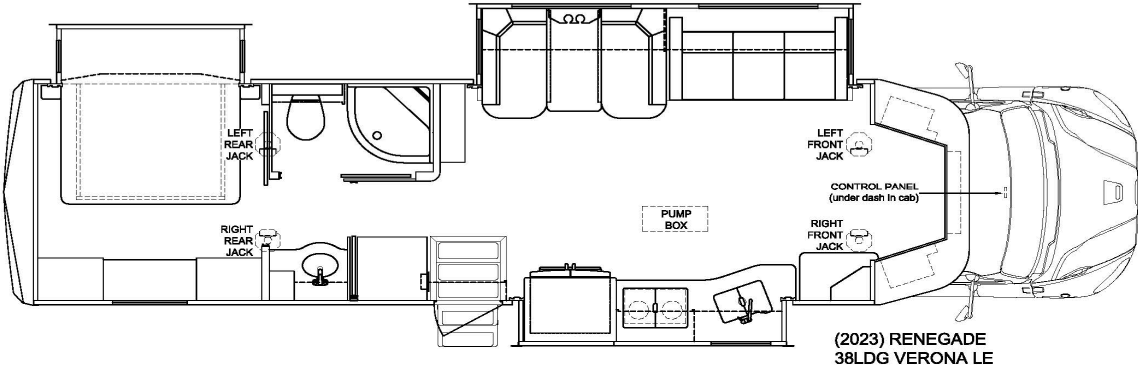
6/01/23 - Started supplying a slide cylinder. Changed Kit #, Pump, Hose Kit, and added Slide Cylinder.

Item, Length	Description / Location	Qty	Color	Equalizer Part No.
Kit	(Items listed below)	1		8062
Pump	4-Function, Jacks	1		70418
Jack	12,000 lbs, 16" Stroke	4		7214REN
Slide Cylinder	EQ 34" Stroke Slide Cylinder	1		70416
Control Panel	Located overhead of the passenger seat	1		3197SC
Harness	Connects Pump to Control Panel	1		6171-30
Hose Kit	Complete Set of Hoses	1		70417
Hose, 10'	Pump to Jack, Right Front Top	1	White Solid	2465
Hose, 10'	Pump to Jack, Right Front Bottom	1	White Stripe	2465
Hose, 12'	Pump to Jack, Left Front Top	1	Brown Solid	2467
Hose, 12'	Pump to Jack, Left Front Bottom	1	Brown Stripe	2467
Hose, 20'	Pump to Jack, Right Rear Top	1	Yellow Solid	2475
Hose, 20'	Pump to Jack, Right Rear Bottom	1	Yellow Stripe	2475
Hose, 22'	Pump to Jack, Left Rear Top	1	Orange Solid	2476
Hose, 22'	Pump to Jack, Left Rear Bottom	1	Orange Stripe	2476
Hose, 8'	Pump to Slide Cylinder, Closed End	1	Green Solid	2463
Hose, 8'	Pump to Slide Cylinder, Rod End	1	Green Stripe	2463

## Options

## Revisions

RENEGADE 2024  
VERONA LE 38LDG



(2023) RENEGADE  
38LDG VERONA LE

Notes:

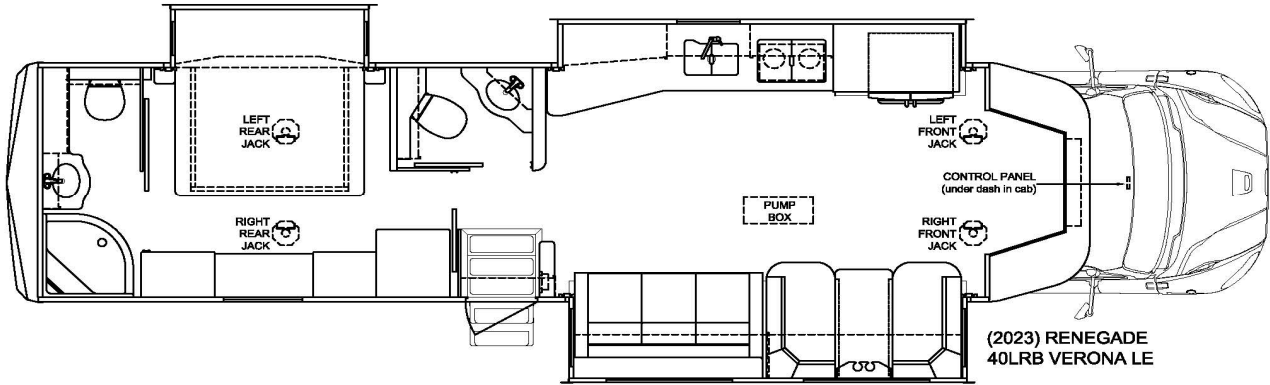
7214REN is the part number for the jack and bracket bolted together. To order replacement just order 7214  
6/01/23 - Started supplying a slide cylinder. Changed Kit #, Pump, Hose Kit, and added Slide Cylinder.

Item, Length	Description / Location	Qty	Color	Equalizer Part No.
Kit	(Items listed below)	1		8062
Pump	4-Function, Jacks	1		70418
Jack	12,000 lbs, 16" Stroke	4		7214REN
Slide Cylinder	EQ 34" Stroke Slide Cylinder	1		70416
Control Panel	Located overhead of the passenger seat	1		3197SC
Harness	Connects Pump to Control Panel	1		6171-30
Hose Kit	Complete Set of Hoses	1		70417
Hose, 10'	Pump to Jack, Right Front Top	1	White Solid	2465
Hose, 10'	Pump to Jack, Right Front Bottom	1	White Stripe	2465
Hose, 12'	Pump to Jack, Left Front Top	1	Brown Solid	2467
Hose, 12'	Pump to Jack, Left Front Bottom	1	Brown Stripe	2467
Hose, 20'	Pump to Jack, Right Rear Top	1	Yellow Solid	2475
Hose, 20'	Pump to Jack, Right Rear Bottom	1	Yellow Stripe	2475
Hose, 22'	Pump to Jack, Left Rear Top	1	Orange Solid	2476
Hose, 22'	Pump to Jack, Left Rear Bottom	1	Orange Stripe	2476
Hose, 8'	Pump to Slide Cylinder, Closed End	1	Green Solid	2463
Hose, 8'	Pump to Slide Cylinder, Rod End	1	Green Stripe	2463

Options


Revisions


RENEGADE 2024  
VERONA LE 40LRB



**Notes:**

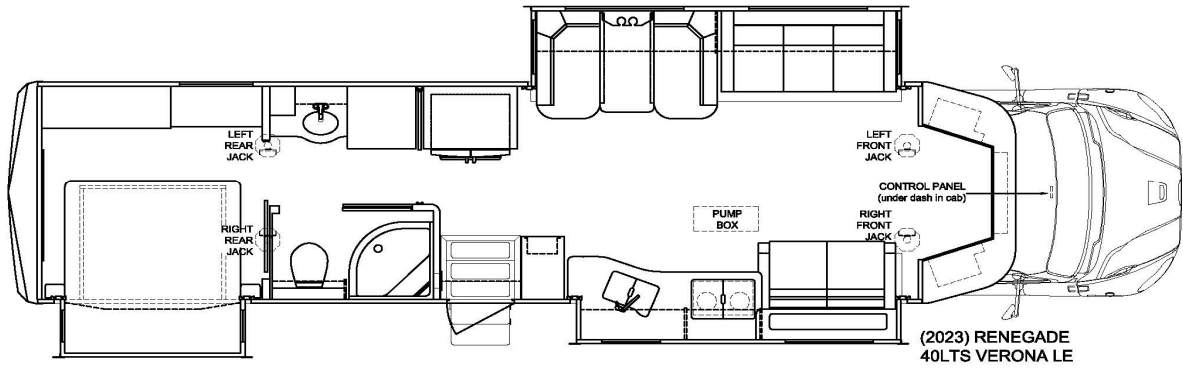
7214REN is the part number for the jack and bracket bolted together. To order replacement just order 7214  
6/01/23 - Started supplying a slide cylinder. Changed Kit #, Pump, Hose Kit, and added Slide Cylinder.

Item, Length	Description / Location	Qty	Color	Equalizer Part No.
Kit	(Items listed below)	1		8062
Pump	4-Function, Jacks	1		70418
Jack	12,000 lbs, 16" Stroke	4		7214REN
Slide Cylinder	EQ 34" Stroke Slide Cylinder	1		70416
Control Panel	Located overhead of the passenger seat	1		3197SC
Harness	Connects Pump to Control Panel	1		6171-30
Hose Kit	Complete Set of Hoses	1		70417
Hose, 10'	Pump to Jack, Right Front Top	1	White Solid	2465
Hose, 10'	Pump to Jack, Right Front Bottom	1	White Stripe	2465
Hose, 12'	Pump to Jack, Left Front Top	1	Brown Solid	2467
Hose, 12'	Pump to Jack, Left Front Bottom	1	Brown Stripe	2467
Hose, 20'	Pump to Jack, Right Rear Top	1	Yellow Solid	2475
Hose, 20'	Pump to Jack, Right Rear Bottom	1	Yellow Stripe	2475
Hose, 22'	Pump to Jack, Left Rear Top	1	Orange Solid	2476
Hose, 22'	Pump to Jack, Left Rear Bottom	1	Orange Stripe	2476
Hose, 8'	Pump to Slide Cylinder, Closed End	1	Green Solid	2463
Hose, 8'	Pump to Slide Cylinder, Rod End	1	Green Stripe	2463

**Options**


**Revisions**


RENEGADE 2024  
VERONA LE 40LTS



**Notes:**

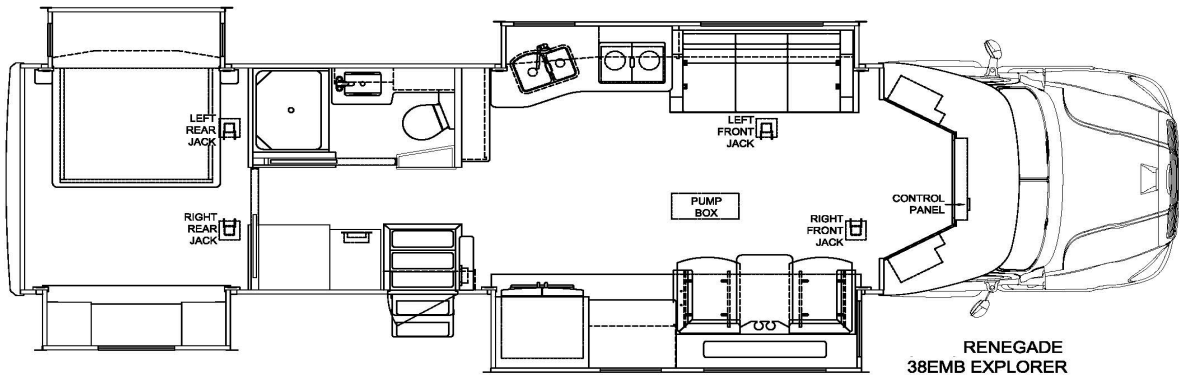
7214REN is the part number for the jack and bracket bolted together. To order replacement just order 7214  
6/01/23 - Started supplying a slide cylinder. Changed Kit #, Pump, Hose Kit, and added Slide Cylinder.

Item, Length	Description / Location	Qty	Color	Equalizer Part No.
Kit	(Items listed below)	1		8062
Pump	4-Function, Jacks	1		70418
Jack	12,000 lbs, 16" Stroke	4		7214REN
Slide Cylinder	EQ 34" Stroke Slide Cylinder	1		70416
Control Panel	Located overhead of the passenger seat	1		3197SC
Harness	Connects Pump to Control Panel	1		6171-30
Hose Kit	Complete Set of Hoses	1		70417
Hose, 10'	Pump to Jack, Right Front Top	1	White Solid	2465
Hose, 10'	Pump to Jack, Right Front Bottom	1	White Stripe	2465
Hose, 12'	Pump to Jack, Left Front Top	1	Brown Solid	2467
Hose, 12'	Pump to Jack, Left Front Bottom	1	Brown Stripe	2467
Hose, 20'	Pump to Jack, Right Rear Top	1	Yellow Solid	2475
Hose, 20'	Pump to Jack, Right Rear Bottom	1	Yellow Stripe	2475
Hose, 22'	Pump to Jack, Left Rear Top	1	Orange Solid	2476
Hose, 22'	Pump to Jack, Left Rear Bottom	1	Orange Stripe	2476
Hose, 8'	Pump to Slide Cylinder, Closed End	1	Green Solid	2463
Hose, 8'	Pump to Slide Cylinder, Rod End	1	Green Stripe	2463

**Options**


**Revisions**


RENEGADE 2024  
EXPLORER 38EMB



**Notes:**

6/01/23 - Started supplying slide cylinder. Changed Kit #, Pump, Hose Kit, and added Slide Cylinder.

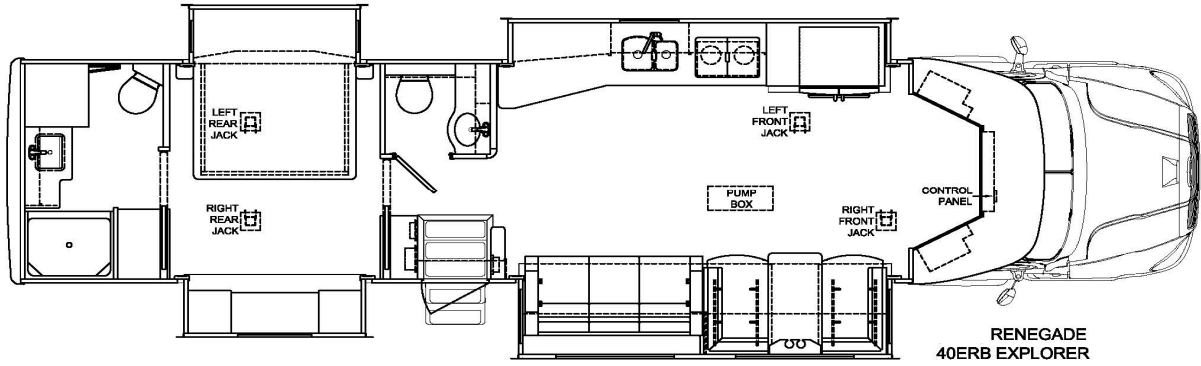
Item, Length	Description / Location	Qty	Color	Equalizer Part No.
Kit	(Items listed below)	1		8071
Pump	5-Function, Jacks & Slide	1		70421
Jack	25,000 lbs, 16" Stroke	4		7261
Slide Cylinder	EQ 34" Stroke Slide Cylinder	1		70416
Control Panel	Located overhead of the driver seat	1		2745SC
Harness	Connects Pump to Control Panel	1		6171-30
Remote Sensor	Located under floor near center of coach	1		3637
Harness	Connects Remote Sensor to Control Panel	1		6164-30
Hose Kit	Complete Set of Hoses	1		70422
Hose, 12'	Pump to Jack, Right Front Top	1	White Solid	2467
Hose, 12'	Pump to Jack, Right Front Bottom	1	White Stripe	2467
Hose, 12'	Pump to Jack, Left Front Top	1	Brown Solid	2467
Hose, 12'	Pump to Jack, Left Front Bottom	1	Brown Stripe	2467
Hose, 24'	Pump to Jack, Right Rear Top	1	Yellow Solid	2478
Hose, 24'	Pump to Jack, Right Rear Bottom	1	Yellow Stripe	2478
Hose, 26'	Pump to Jack, Left Rear Top	1	Orange Solid	3018
Hose, 26'	Pump to Jack, Left Rear Bottom	1	Orange Stripe	3018
Hose, 8'	Pump to Slide Cylinder, Closed End	1	Green Solid	2463
Hose, 8'	Pump to Slide Cylinder, Rod End	1	Green Stripe	2463

**Options**


**Revisions**




RENEGADE 2024  
EXPLORER 40ERB



**Notes:**

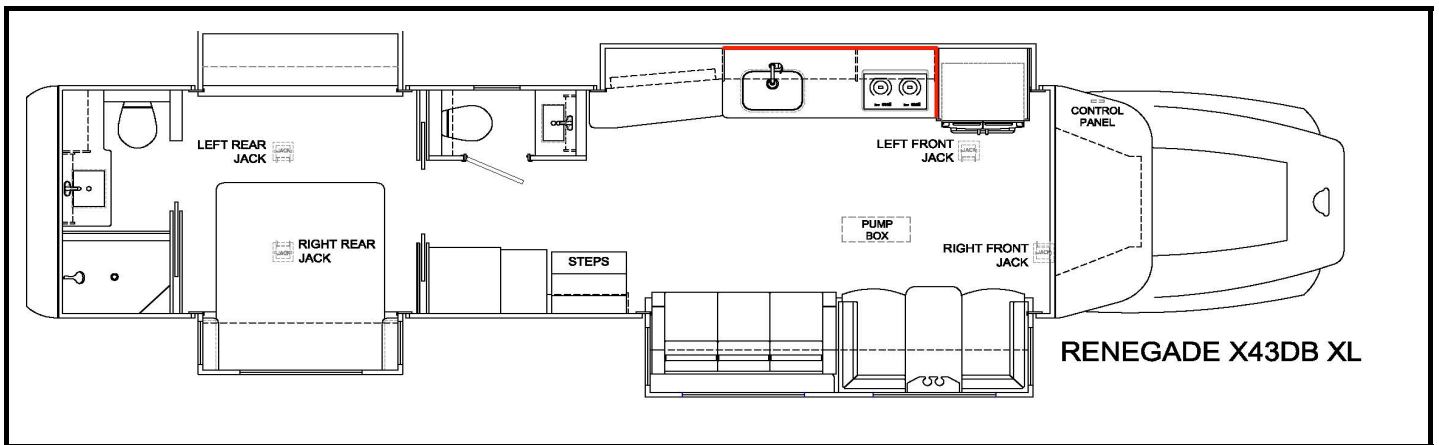
6/01/23 - Started supplying slide cylinder. Changed Kit #, Pump, Hose Kit, and added Slide Cylinder.

Item, Length	Description / Location	Qty	Color	Equalizer Part No.
Kit	(Items listed below)	1		8071
Pump	5-Function, Jacks & Slide	1		70421
Jack	25,000 lbs, 16" Stroke	4		7261
Slide Cylinder	EQ 34" Stroke Slide Cylinder	1		70416
Control Panel	Located overhead of the driver seat	1		2745SC
Harness	Connects Pump to Control Panel	1		6171-30
Remote Sensor	Located under floor near center of coach	1		3637
Harness	Connects Remote Sensor to Control Panel	1		6164-30
Hose Kit	Complete Set of Hoses	1		70422
Hose, 12'	Pump to Jack, Right Front Top	1	White Solid	2467
Hose, 12'	Pump to Jack, Right Front Bottom	1	White Stripe	2467
Hose, 12'	Pump to Jack, Left Front Top	1	Brown Solid	2467
Hose, 12'	Pump to Jack, Left Front Bottom	1	Brown Stripe	2467
Hose, 24'	Pump to Jack, Right Rear Top	1	Yellow Solid	2478
Hose, 24'	Pump to Jack, Right Rear Bottom	1	Yellow Stripe	2478
Hose, 26'	Pump to Jack, Left Rear Top	1	Orange Solid	3018
Hose, 26'	Pump to Jack, Left Rear Bottom	1	Orange Stripe	3018
Hose, 8'	Pump to Slide Cylinder, Closed End	1	Green Solid	2463
Hose, 8'	Pump to Slide Cylinder, Rod End	1	Green Stripe	2463

**Options**


**Revisions**


RENEGADE 2024  
XL X43DB



**Notes:**

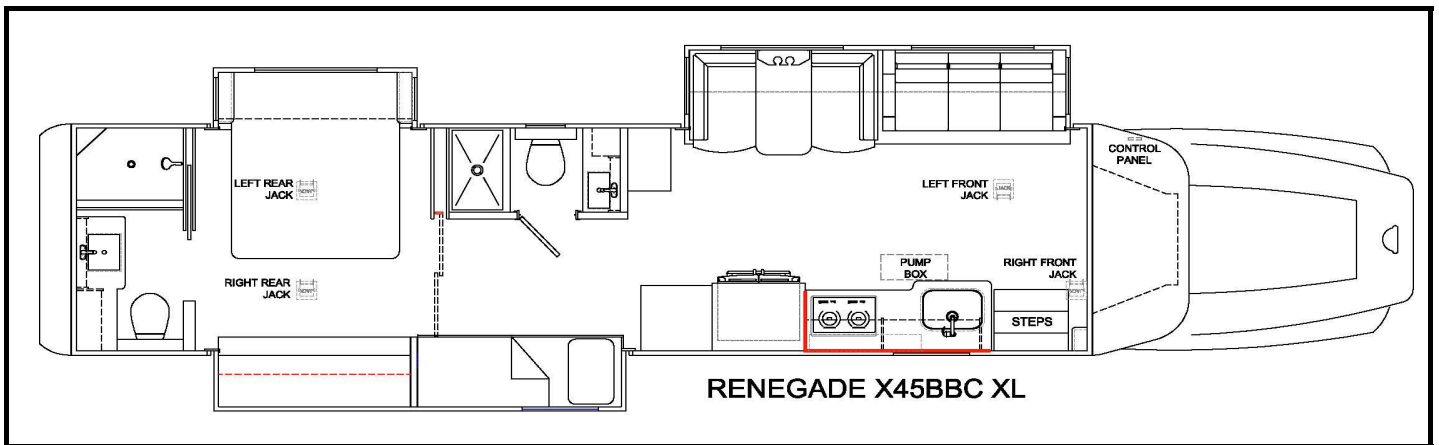
6/01/23 - Started supplying slide cylinder. Changed Kit #, Pump, Hose Kit, and added Slide Cylinder.

Item, Length	Description / Location	Qty	Color	Equalizer Part No.
Kit	(Items listed below)	1		8071
Pump	5-Function, Jacks & Slide	1		70421
Jack	25,000 lbs, 16" Stroke	4		7261
Slide Cylinder	EQ 34" Stroke Slide Cylinder	1		70416
Control Panel	Located overhead of the driver seat	1		2745SC
Harness	Connects Pump to Control Panel	1		6171-30
Remote Sensor	Located under floor near center of coach	1		3637
Harness	Connects Remote Sensor to Control Panel	1		6164-30
Hose Kit	Complete Set of Hoses	1		70422
Hose, 12'	Pump to Jack, Right Front Top	1	White Solid	2467
Hose, 12'	Pump to Jack, Right Front Bottom	1	White Stripe	2467
Hose, 12'	Pump to Jack, Left Front Top	1	Brown Solid	2467
Hose, 12'	Pump to Jack, Left Front Bottom	1	Brown Stripe	2467
Hose, 24'	Pump to Jack, Right Rear Top	1	Yellow Solid	2478
Hose, 24'	Pump to Jack, Right Rear Bottom	1	Yellow Stripe	2478
Hose, 26'	Pump to Jack, Left Rear Top	1	Orange Solid	3018
Hose, 26'	Pump to Jack, Left Rear Bottom	1	Orange Stripe	3018
Hose, 8'	Pump to Slide Cylinder, Closed End	1	Green Solid	2463
Hose, 8'	Pump to Slide Cylinder, Rod End	1	Green Stripe	2463

**Options**


**Revisions**


RENEGADE 2024  
XL X45BBC



**Notes:**

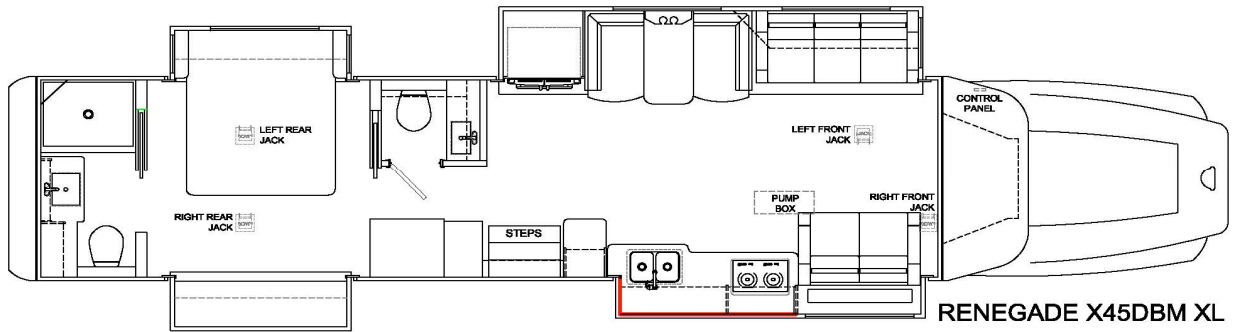
6/01/23 - Started supplying slide cylinder. Changed Kit #, Pump, Hose Kit, and added Slide Cylinder.

Item, Length	Description / Location	Qty	Color	Equalizer Part No.
Kit	(Items listed below)	1		8071
Pump	5-Function, Jacks & Slide	1		70421
Jack	25,000 lbs, 16" Stroke	4		7261
Slide Cylinder	EQ 34" Stroke Slide Cylinder	1		70416
Control Panel	Located overhead of the driver seat	1		2745SC
Harness	Connects Pump to Control Panel	1		6171-30
Remote Sensor	Located under floor near center of coach	1		3637
Harness	Connects Remote Sensor to Control Panel	1		6164-30
Hose Kit	Complete Set of Hoses	1		70422
Hose, 12'	Pump to Jack, Right Front Top	1	White Solid	2467
Hose, 12'	Pump to Jack, Right Front Bottom	1	White Stripe	2467
Hose, 12'	Pump to Jack, Left Front Top	1	Brown Solid	2467
Hose, 12'	Pump to Jack, Left Front Bottom	1	Brown Stripe	2467
Hose, 24'	Pump to Jack, Right Rear Top	1	Yellow Solid	2478
Hose, 24'	Pump to Jack, Right Rear Bottom	1	Yellow Stripe	2478
Hose, 26'	Pump to Jack, Left Rear Top	1	Orange Solid	3018
Hose, 26'	Pump to Jack, Left Rear Bottom	1	Orange Stripe	3018
Hose, 8'	Pump to Slide Cylinder, Closed End	1	Green Solid	2463
Hose, 8'	Pump to Slide Cylinder, Rod End	1	Green Stripe	2463

**Options**


**Revisions**


RENEGADE 2024  
XL X45DBM



RENEGADE X45DBM XL

**Notes:**

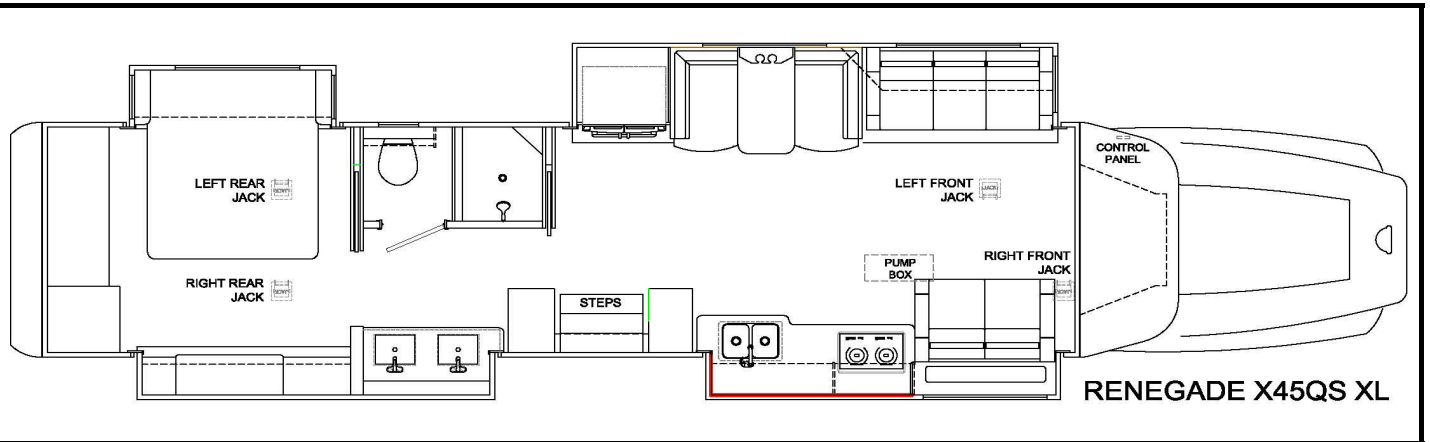
6/01/23 - Started supplying slide cylinder. Changed Kit #, Pump, Hose Kit, and added Slide Cylinder.

Item, Length	Description / Location	Qty	Color	Equalizer Part No.
Kit	(Items listed below)	1		8071
Pump	5-Function, Jacks & Slide	1		70421
Jack	25,000 lbs, 16" Stroke	4		7261
Slide Cylinder	EQ 34" Stroke Slide Cylinder	1		70416
Control Panel	Located overhead of the driver seat	1		2745SC
Harness	Connects Pump to Control Panel	1		6171-30
Remote Sensor	Located under floor near center of coach	1		3637
Harness	Connects Remote Sensor to Control Panel	1		6164-30
Hose Kit	Complete Set of Hoses	1		70422
Hose, 12'	Pump to Jack, Right Front Top	1	White Solid	2467
Hose, 12'	Pump to Jack, Right Front Bottom	1	White Stripe	2467
Hose, 12'	Pump to Jack, Left Front Top	1	Brown Solid	2467
Hose, 12'	Pump to Jack, Left Front Bottom	1	Brown Stripe	2467
Hose, 24'	Pump to Jack, Right Rear Top	1	Yellow Solid	2478
Hose, 24'	Pump to Jack, Right Rear Bottom	1	Yellow Stripe	2478
Hose, 26'	Pump to Jack, Left Rear Top	1	Orange Solid	3018
Hose, 26'	Pump to Jack, Left Rear Bottom	1	Orange Stripe	3018
Hose, 8'	Pump to Slide Cylinder, Closed End	1	Green Solid	2463
Hose, 8'	Pump to Slide Cylinder, Rod End	1	Green Stripe	2463

**Options**


**Revisions**


RENEGADE 2024  
XL X45QS



**Notes:**

6/01/23 - Started supplying slide cylinder. Changed Kit #, Pump, Hose Kit, and added Slide Cylinder.

Item, Length	Description / Location	Qty	Color	Equalizer Part No.
Kit	(Items listed below)	1		8071
Pump	5-Function, Jacks & Slide	1		70421
Jack	25,000 lbs, 16" Stroke	4		7261
Slide Cylinder	EQ 34" Stroke Slide Cylinder	1		70416
Control Panel	Located overhead of the driver seat	1		2745SC
Harness	Connects Pump to Control Panel	1		6171-30
Remote Sensor	Located under floor near center of coach	1		3637
Harness	Connects Remote Sensor to Control Panel	1		6164-30
Hose Kit	Complete Set of Hoses	1		70422
Hose, 12'	Pump to Jack, Right Front Top	1	White Solid	2467
Hose, 12'	Pump to Jack, Right Front Bottom	1	White Stripe	2467
Hose, 12'	Pump to Jack, Left Front Top	1	Brown Solid	2467
Hose, 12'	Pump to Jack, Left Front Bottom	1	Brown Stripe	2467
Hose, 24'	Pump to Jack, Right Rear Top	1	Yellow Solid	2478
Hose, 24'	Pump to Jack, Right Rear Bottom	1	Yellow Stripe	2478
Hose, 26'	Pump to Jack, Left Rear Top	1	Orange Solid	3018
Hose, 26'	Pump to Jack, Left Rear Bottom	1	Orange Stripe	3018
Hose, 8'	Pump to Slide Cylinder, Closed End	1	Green Solid	2463
Hose, 8'	Pump to Slide Cylinder, Rod End	1	Green Stripe	2463

**Options**


**Revisions**


The diagram shows two motorhome layouts side-by-side. The left layout is for the 38' model, and the right is for the 41' model. Both layouts include a front control panel, a pump box, a 18 cu.ft. refrigerator, a 43" LED TV, a toilet, a shower, a sink, and a kitchen area with a stove and oven. The 41' model has an additional sleeping area at the rear.

**38 CSB**  
**41CRB**

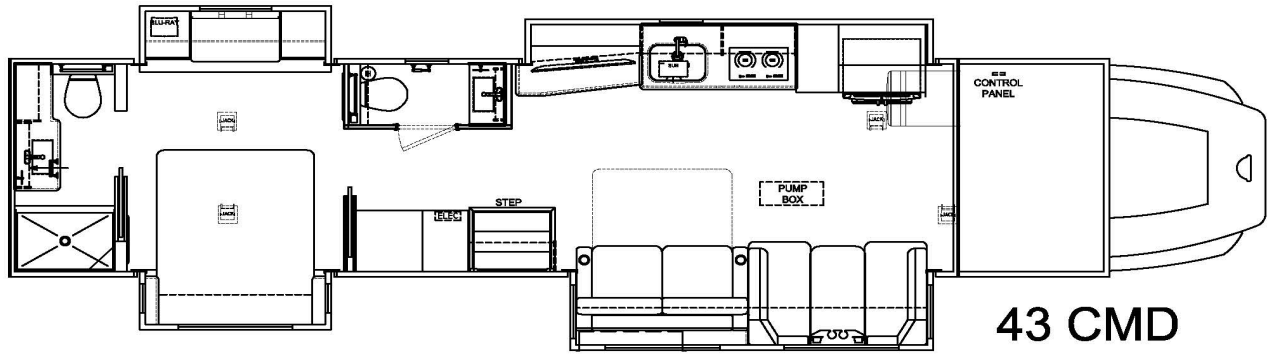
**41CMB**  
**41 CRW**

6/01/23 - Started supplying slide cylinder. Changed Kit #, Pump, Hose Kit, and added Slide Cylinder.

Item, Length	Description / Location	Qty	Color	Equalizer Part No.
Kit	(Items listed below)	1		8071
Pump	5-Function, Jacks & Slide	1		70421
Jack	25,000 lbs, 16" Stroke	4		7261
Slide Cylinder	EQ 34" Stroke Slide Cylinder	1		70416
Control Panel	Located overhead of the driver seat	1		2745SC
Harness	Connects Pump to Control Panel	1		6171-30
Remote Sensor	Located under floor near center of coach	1		3637
Harness	Connects Remote Sensor to Control Panel	1		6164-30
Hose Kit	Complete Set of Hoses	1		70422
Hose, 12'	Pump to Jack, Right Front Top	1	White Solid	2467
Hose, 12'	Pump to Jack, Right Front Bottom	1	White Stripe	2467
Hose, 12'	Pump to Jack, Left Front Top	1	Brown Solid	2467
Hose, 12'	Pump to Jack, Left Front Bottom	1	Brown Stripe	2467
Hose, 24'	Pump to Jack, Right Rear Top	1	Yellow Solid	2478
Hose, 24'	Pump to Jack, Right Rear Bottom	1	Yellow Stripe	2478
Hose, 26'	Pump to Jack, Left Rear Top	1	Orange Solid	3018
Hose, 26'	Pump to Jack, Left Rear Bottom	1	Orange Stripe	3018
Hose, 8'	Pump to Slide Cylinder, Closed End	1	Green Solid	2463
Hose, 8'	Pump to Slide Cylinder, Rod End	1	Green Stripe	2463

[illegible]


RENEGADE 2023  
CLASSIC 43 CMD



**Notes:**

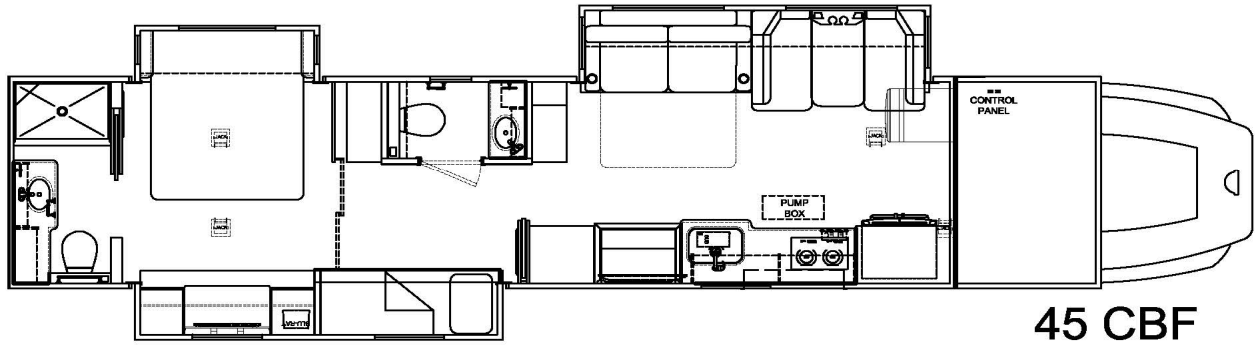
6/23 - Started supplying slide cylinder. Changed Kit #, Pump, Hose Kit, and added Slide Cylinder.

Item, Length	Description / Location	Qty	Color	Equalizer Part No.
Kit	(Items listed below)	1		8071
Pump	5-Function, Jacks & Slide	1		70421
Jack	25,000 lbs, 16" Stroke	4		7261
Slide Cylinder	EQ 34" Stroke Slide Cylinder	1		70416
Control Panel	Located overhead of the driver seat	1		2745SC
Harness	Connects Pump to Control Panel	1		6171-30
Remote Sensor	Located under floor near center of coach	1		3637
Harness	Connects Remote Sensor to Control Panel	1		6164-30
Hose Kit	Complete Set of Hoses	1		70422
Hose, 12'	Pump to Jack, Right Front Top	1	White Solid	2467
Hose, 12'	Pump to Jack, Right Front Bottom	1	White Stripe	2467
Hose, 12'	Pump to Jack, Left Front Top	1	Brown Solid	2467
Hose, 12'	Pump to Jack, Left Front Bottom	1	Brown Stripe	2467
Hose, 24'	Pump to Jack, Right Rear Top	1	Yellow Solid	2478
Hose, 24'	Pump to Jack, Right Rear Bottom	1	Yellow Stripe	2478
Hose, 26'	Pump to Jack, Left Rear Top	1	Orange Solid	3018
Hose, 26'	Pump to Jack, Left Rear Bottom	1	Orange Stripe	3018
Hose, 8'	Pump to Slide Cylinder, Closed End	1	Green Solid	2463
Hose, 8'	Pump to Slide Cylinder, Rod End	1	Green Stripe	2463

**Options**


**Revisions**


RENEGADE 2023  
CLASSIC 45 CBF



**Notes:**

6/23 - Started supplying slide cylinder. Changed Kit #, Pump, Hose Kit, and added Slide Cylinder.

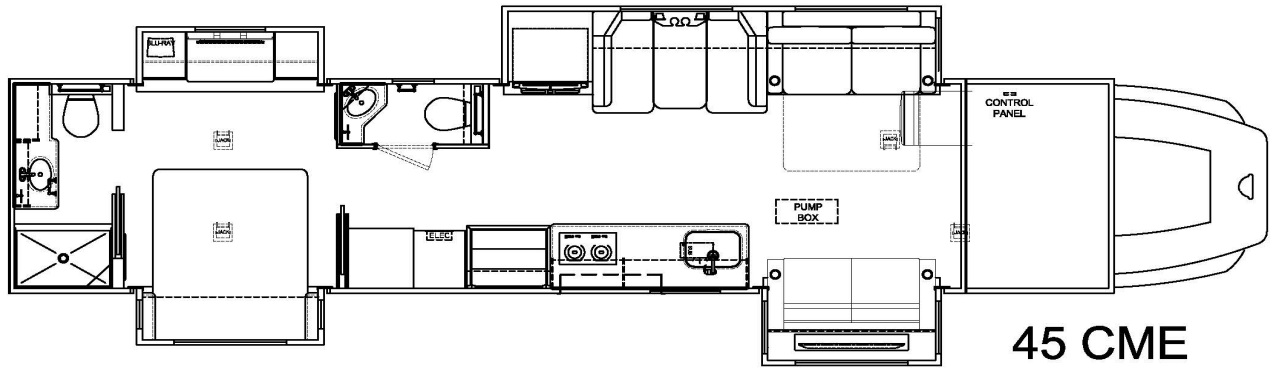
Item, Length	Description / Location	Qty	Color	Equalizer Part No.
Kit	(Items listed below)	1		8071
Pump	5-Function, Jacks & Slide	1		70421
Jack	25,000 lbs, 16" Stroke	4		7261
Slide Cylinder	EQ 34" Stroke Slide Cylinder	1		70416
Control Panel	Located overhead of the driver seat	1		2745SC
Harness	Connects Pump to Control Panel	1		6171-30
Remote Sensor	Located under floor near center of coach	1		3637
Harness	Connects Remote Sensor to Control Panel	1		6164-30
Hose Kit	Complete Set of Hoses	1		70422
Hose, 12'	Pump to Jack, Right Front Top	1	White Solid	2467
Hose, 12'	Pump to Jack, Right Front Bottom	1	White Stripe	2467
Hose, 12'	Pump to Jack, Left Front Top	1	Brown Solid	2467
Hose, 12'	Pump to Jack, Left Front Bottom	1	Brown Stripe	2467
Hose, 24'	Pump to Jack, Right Rear Top	1	Yellow Solid	2478
Hose, 24'	Pump to Jack, Right Rear Bottom	1	Yellow Stripe	2478
Hose, 26'	Pump to Jack, Left Rear Top	1	Orange Solid	3018
Hose, 26'	Pump to Jack, Left Rear Bottom	1	Orange Stripe	3018
Hose, 8'	Pump to Slide Cylinder, Closed End	1	Green Solid	2463
Hose, 8'	Pump to Slide Cylinder, Rod End	1	Green Stripe	2463

**Options**

**Revisions**



RENEGADE 2023  
CLASSIC 45 CME



**Notes:**

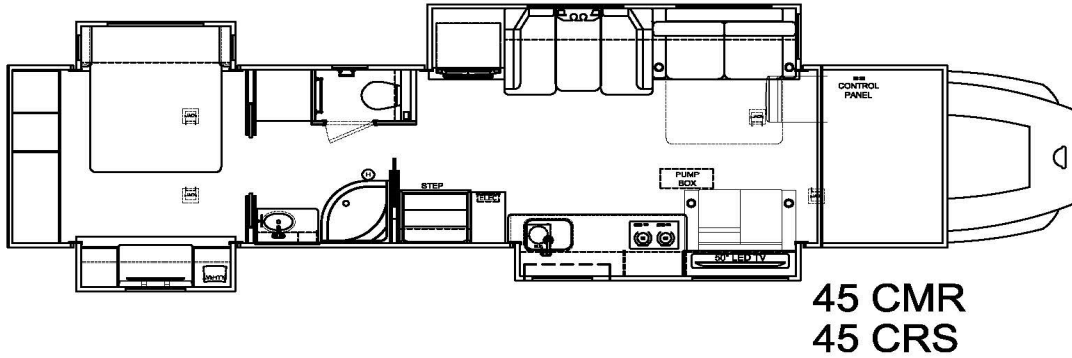
6/23 - Started supplying slide cylinders. Changed Kit #, Pump, Hose Kit, and added Slide Cylinders.

Item, Length	Description / Location	Qty	Color	Equalizer Part No.
Kit	(Items listed below)	1		8072
Pump	5-Function, Jacks & Slide	1		70424
Jack	25,000 lbs, 16" Stroke	4		7261
Slide Cylinder	EQ 34" Stroke Slide Cylinder	2		70416
Control Panel	Located overhead of the driver seat	1		2745SC
Harness	Connects Pump to Control Panel	1		6171-30
Remote Sensor	Located under floor near center of coach	1		3637
Harness	Connects Remote Sensor to Control Panel	1		6164-30
Hose Kit	Complete Set of Hoses	1		70423
Hose, 16'	Pump to Jack, Right Front Top	1	White Solid	2471
Hose, 16'	Pump to Jack, Right Front Bottom	1	White Stripe	2471
Hose, 16'	Pump to Jack, Left Front Top	1	Brown Solid	2471
Hose, 16'	Pump to Jack, Left Front Bottom	1	Brown Stripe	2471
Hose, 22'	Pump to Jack, Right Rear Top	1	Yellow Solid	2476
Hose, 22'	Pump to Jack, Right Rear Bottom	1	Yellow Stripe	2476
Hose, 24'	Pump to Jack, Left Rear Top	1	Orange Solid	2478
Hose, 24'	Pump to Jack, Left Rear Bottom	1	Orange Stripe	2478
Hose, 10'	Pump to Slide Cylinder, Closed End	1	Green Solid	2465
Hose, 16'	Pump to Slide Cylinder, Rod End	1	Green Stripe	2471
Hose, 4'	Pump to Drivers side Slide Cylinder, Closed End	1	Purple Solid	2459
Hose, 10'	Pump to Drivers side Slide Cylinder, Rod End	1	Purple Stripe	2465

**Options**


**Revisions**


RENEGADE 2023  
CLASSIC 45 CME



45 CMR  
45 CRS

**Notes:**

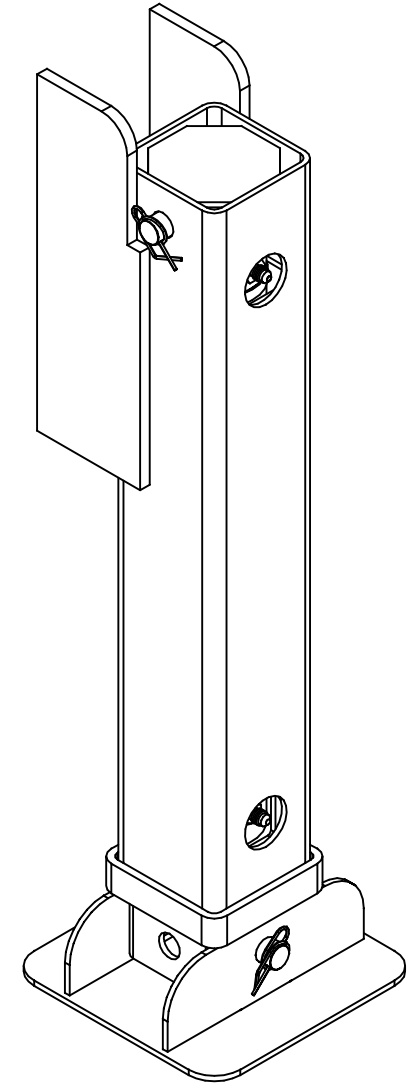
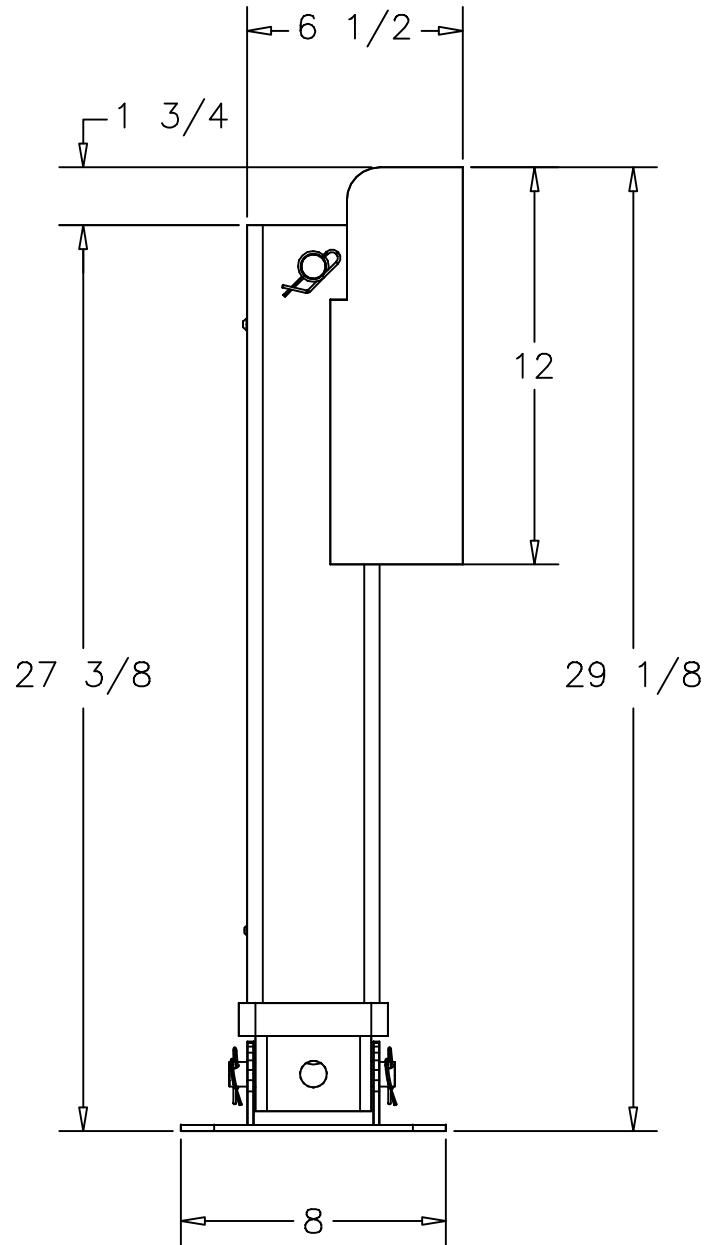
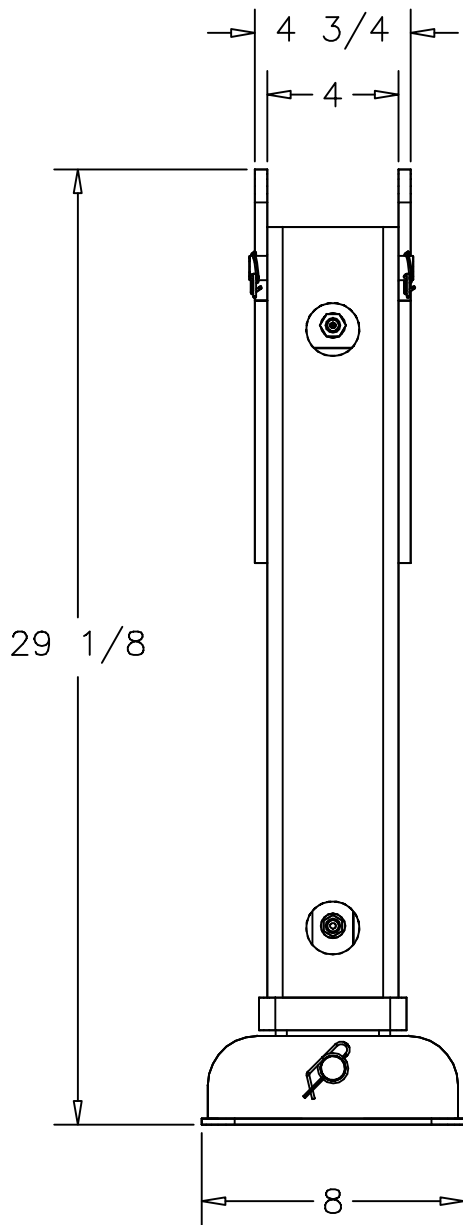
6/23 - Started supplying slide cylinder. Changed Kit #, Pump, Hose Kit, and added Slide Cylinder.

Item, Length	Description / Location	Qty	Color	Equalizer Part No.
Kit	(Items listed below)	1		8071
Pump	5-Function, Jacks & Slide	1		70421
Jack	25,000 lbs, 16" Stroke	4		7261
Slide Cylinder	EQ 34" Stroke Slide Cylinder	1		70416
Control Panel	Located overhead of the driver seat	1		2745SC
Harness	Connects Pump to Control Panel	1		6171-30
Remote Sensor	Located under floor near center of coach	1		3637
Harness	Connects Remote Sensor to Control Panel	1		6164-30
Hose Kit	Complete Set of Hoses	1		70422
Hose, 12'	Pump to Jack, Right Front Top	1	White Solid	2467
Hose, 12'	Pump to Jack, Right Front Bottom	1	White Stripe	2467
Hose, 12'	Pump to Jack, Left Front Top	1	Brown Solid	2467
Hose, 12'	Pump to Jack, Left Front Bottom	1	Brown Stripe	2467
Hose, 24'	Pump to Jack, Right Rear Top	1	Yellow Solid	2478
Hose, 24'	Pump to Jack, Right Rear Bottom	1	Yellow Stripe	2478
Hose, 26'	Pump to Jack, Left Rear Top	1	Orange Solid	3018
Hose, 26'	Pump to Jack, Left Rear Bottom	1	Orange Stripe	3018
Hose, 8'	Pump to Slide Cylinder, Closed End	1	Green Solid	2463
Hose, 8'	Pump to Slide Cylinder, Rod End	1	Green Stripe	2463

**Options**


**Revisions**



**Equalizer**

55169 COUNTY ROAD 3  
ELKHART, IN 46515

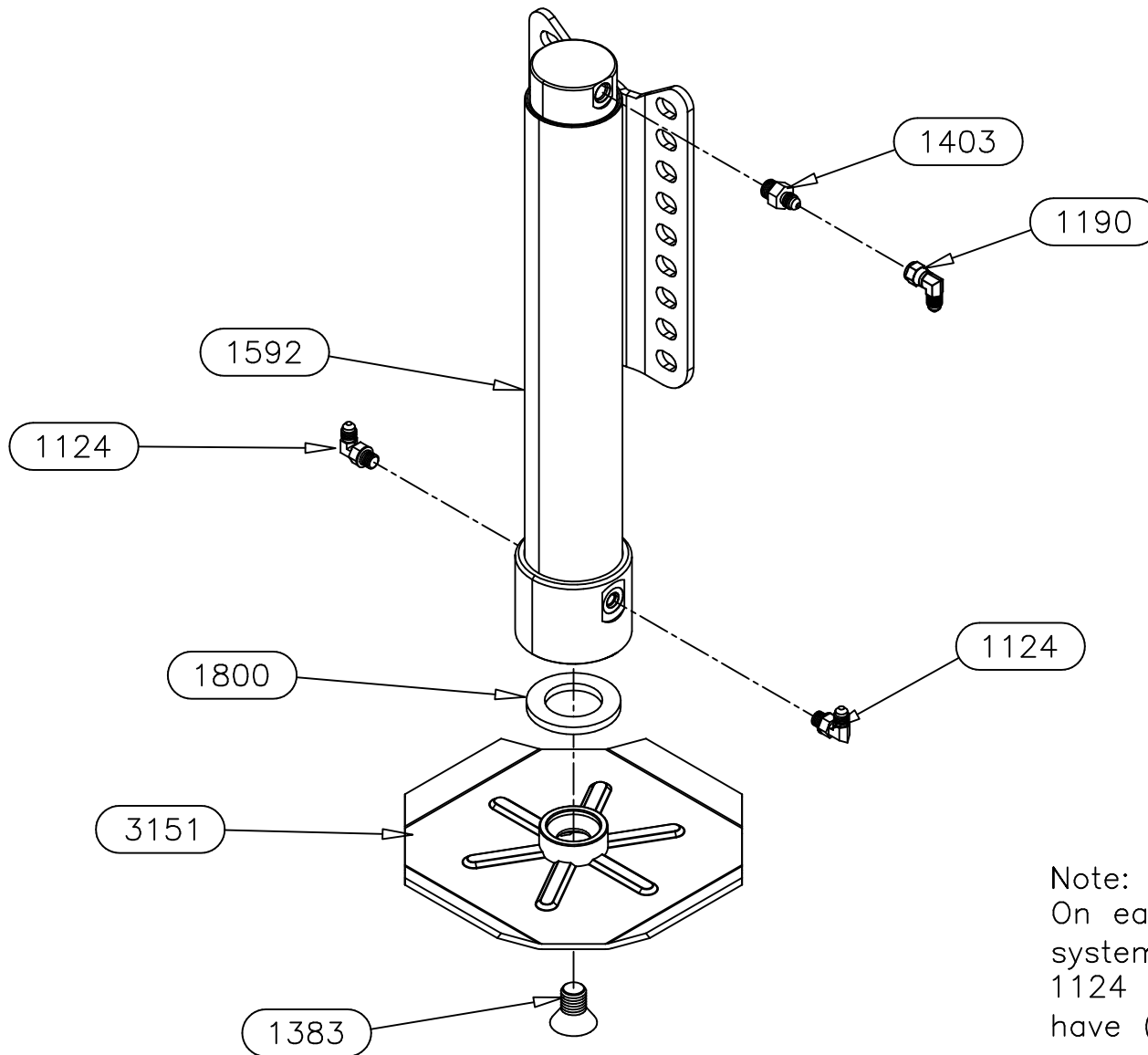
#	REVISIONS	BY:	DATE:
A	CHANGED MOUNT BRACKETS	SJ	9/13/11
B	ROTATED FOOT	SJ	3/6/17
C	UPDATED PINS	SJ	11/2/21

UNLESS OTHERWISE  
SPECIFIED:  
TOLERANCES:  
.XXX ± 0.010  
.XX ± 0.010  
.X ± 0.030  
ANG. ± 1/2°  
REMOVE ALL BURRS AND  
SHARP EDGES .015 MAX

TITLE AM 16R LEG ASSEMBLY		USED ON: AUTOLEVEL SYSTEMS	
SIZE A	SCALE 1: 1	MATERIAL PER ITEM LIST	
DRW BY: NFC	DATE: 06/05/03	PART NAME: AM 16-R LEG ASSEMBLY	
APP'D BY —	DATE: —	PAGE: 2 OF 2	DWG NO.: 7160 REV: C

NOTICE — This drawing, including principles of design, is the property of Days Corporation, Elkhart, Indiana, with the agreement that it is not to be reproduced, copied, or loaned in any manner that may constitute a detriment directly or indirectly to Days Corporation. Acceptance of this will be construed as an agreement of the above.





Note:  
On each pair of jacks in this system, one jack will have (1) 1124 fitting and the other will have (2) 1124 fittings.

*Equalizer*

55169 COUNTY ROAD 3  
ELKHART, IN 46515

#

REVISIONS

BY:

DATE:

UNLESS OTHERWISE  
SPECIFIED:  
TOLERANCES:  
.XXX ± 0.010  
.XX ± 0.010  
.X ± 0.030  
ANG. ± 1/2°  
REMOVE ALL BURRS AND  
SHARP EDGES .015 MAX

TITLE

SL 16 S LEG ASSEMBLY

USED ON:

RENEGADE

SIZE

A

SCALE

1: 1

MATERIAL

AS

NOTED

DRW BY:

SJ

DATE:

7/7/22

PART NAME:

SL 16 S LEG ASSEMBLY

PAGE:

2 OF 3

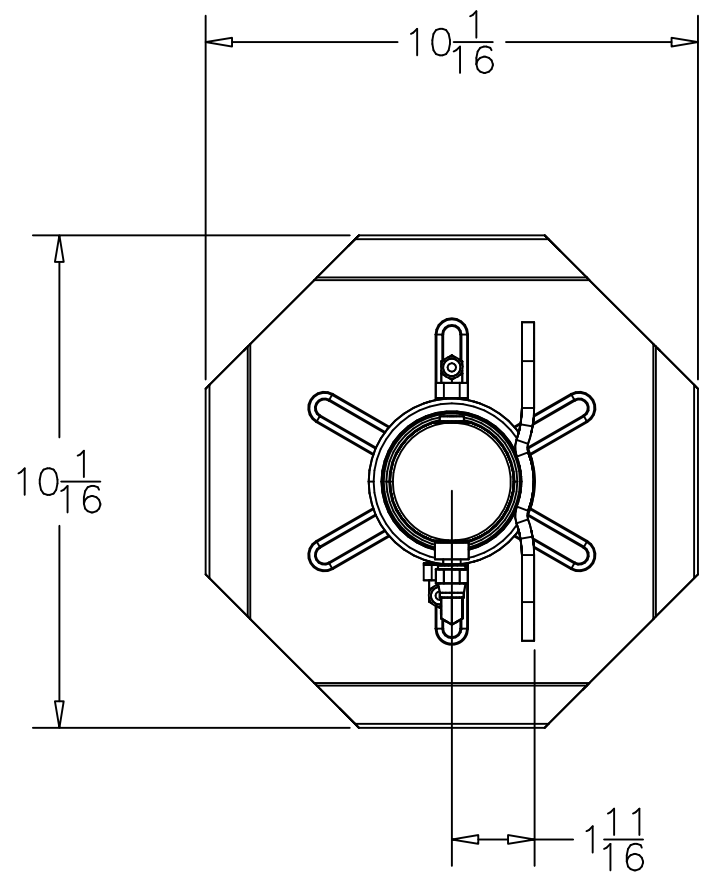
DWG NO.:

P7214

REV:

-

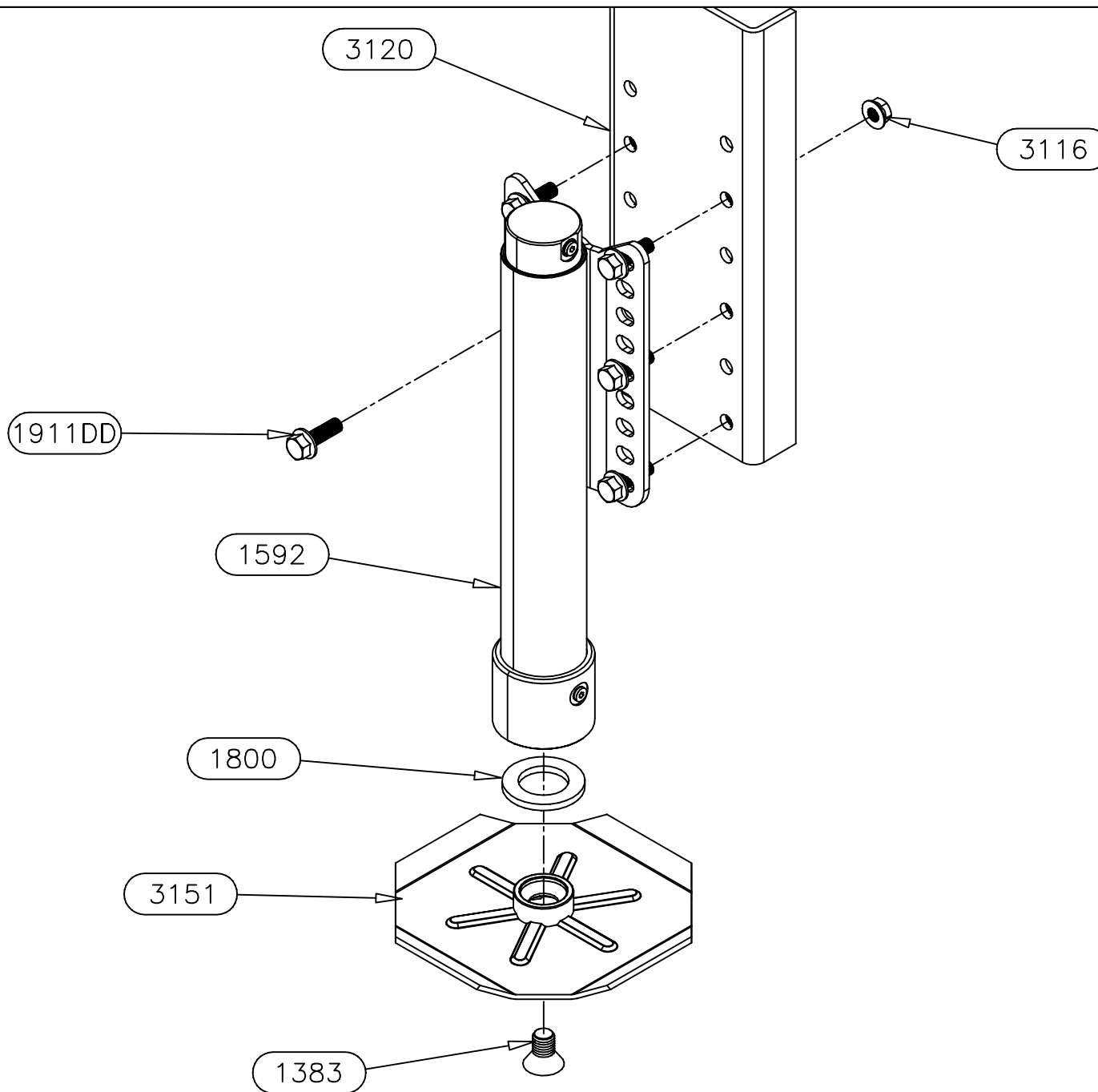
NOTICE - This drawing, including principles of design, is the property of Days Corporation, Elkhart, Indiana, with the agreement that it is not to be reproduced, copied, or loaned in any manner that may constitute a detriment directly or indirectly to Days Corporation. Acceptance of this will be construed as an agreement of the above.

REV  
—

NOTICE - This drawing, including principles of design, is the property of Days Corporation, Elkhart, Indiana, with the agreement that it is not to be reproduced, copied, or loaned in any manner that may constitute a detriment directly or indirectly to Days Corporation. Acceptance of this will be construed as an agreement of the above.







*Equalizer*

55169 COUNTY ROAD 3  
ELKHART, IN 46515

#

REVISIONS

BY:

DATE:

UNLESS OTHERWISE

SPECIFIED:

TOLERANCES:

.XXX ± 0.010

.XX ± 0.010

.X ± 0.030

ANG. ± 1/2°

REMOVE ALL BURRS AND

SHARP EDGES .015 MAX

TITLE

MH 16 SL LEG ASSEMBLY

USED ON:

RENEGADE

SIZE

A

SCALE

1: 1

MATERIAL

AS

NOTED

DRW BY:

SJ

DATE:

1/24/17

PART NAME:

SL 16 S-RENEGADE

PAGE:

2 OF 3

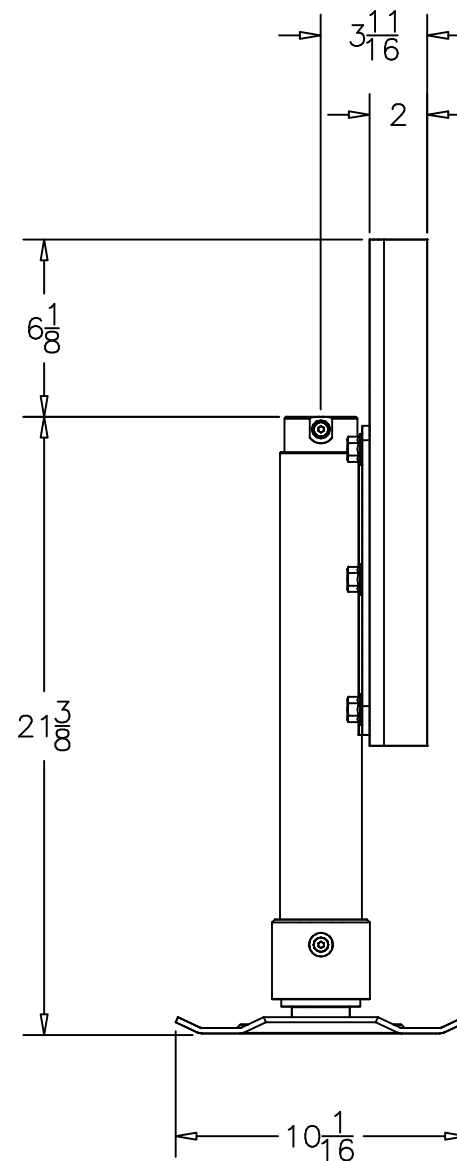
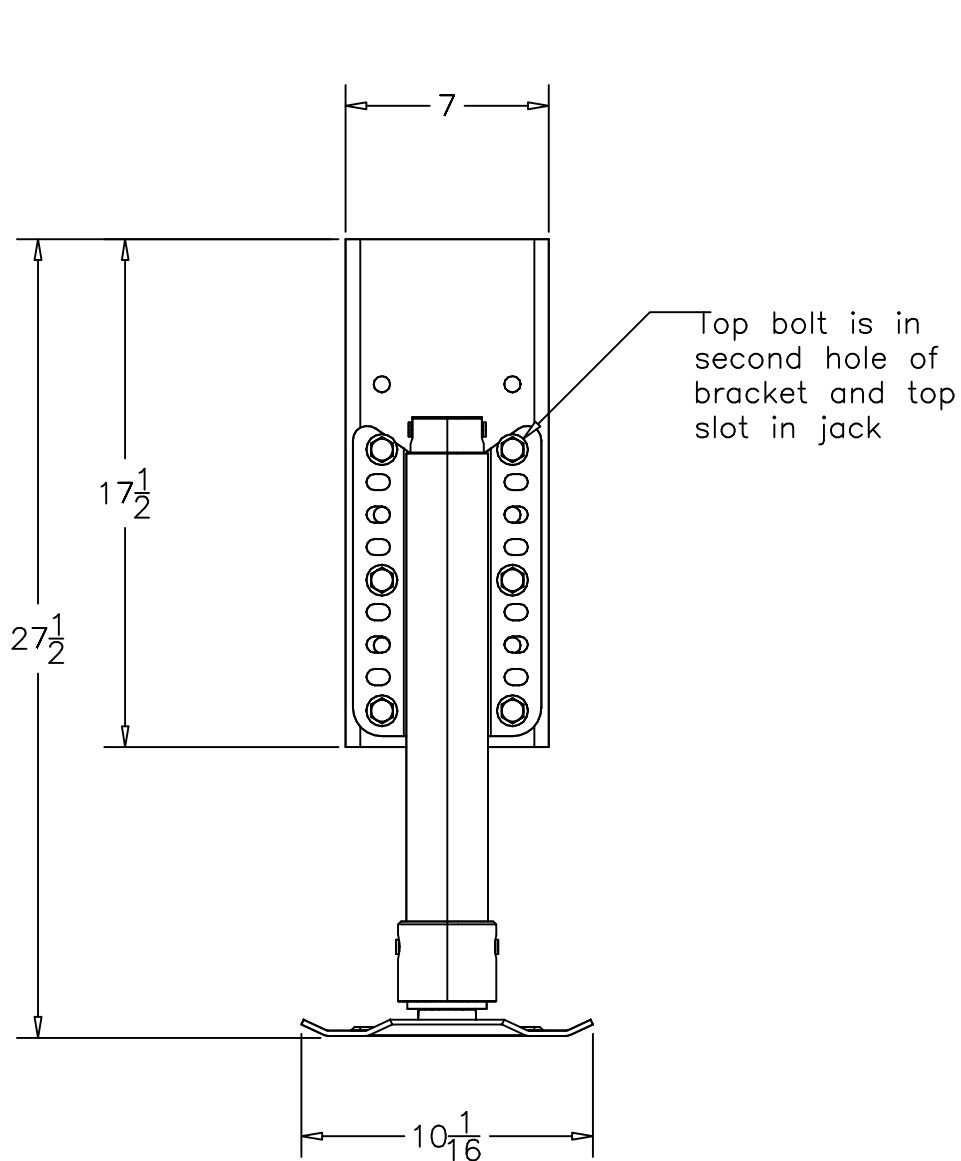
DWG NO.:

P7214REN

REV:

-

NOTICE - This drawing, including principles of design, is the property of Days Corporation, Elkhart, Indiana, with the agreement that it is not to be reproduced, copied, or loaned in any manner that may constitute a detriment directly or indirectly to Days Corporation. Acceptance of this will be construed as an agreement of the above.



**Equalizer**

55169 COUNTY ROAD 3  
ELKHART, IN 46515

#

REVISIONS

BY:

DATE:

UNLESS OTHERWISE

SPECIFIED:

TOLERANCES:

.XXX ± 0.010

.XX ± 0.010

.X ± 0.030

ANG. ± 1/2°

REMOVE ALL BURRS AND  
SHARP EDGES .015 MAX

TITLE

MH 16 SL LEG ASSEMBLY

USED ON:

RENEGADE

SIZE SCALE MATERIAL

A 1: 1 AS

NOTED

DRW BY:

SJ

DATE:

1/24/17

PART NAME:

SL 16 S-RENEGADE

PAGE:

3 OF 3

DWG NO.:

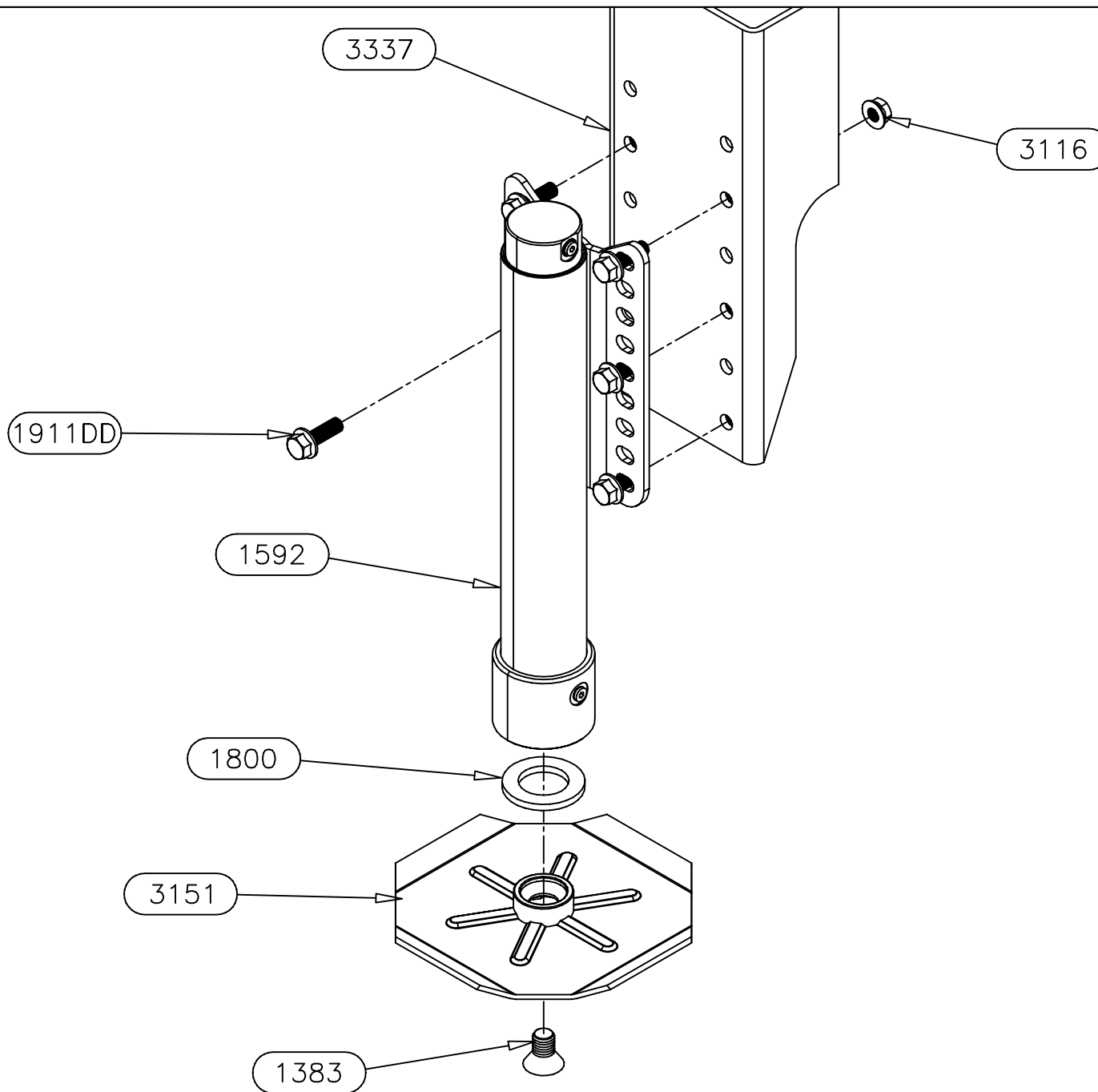
P7214REN

REV:

-

NOTICE - This drawing, including principles of design, is the property of Days Corporation, Elkhart, Indiana, with the agreement that it is not to be reproduced, copied, or loaned in any manner that may constitute a detriment directly or indirectly to Days Corporation. Acceptance of this will be construed as an agreement of the above.





*Equalizer*

55169 COUNTY ROAD 3  
ELKHART, IN 46515

#

REVISIONS

BY:

DATE:

UNLESS OTHERWISE

SPECIFIED:

TOLERANCES:

.XXX ± 0.010

.XX ± 0.010

.X ± 0.030

ANG. ± 1/2°

REMOVE ALL BURRS AND

SHARP EDGES .015 MAX

TITLE

MH 16 SL LEG ASSEMBLY

USED ON:

RENEGADE

SIZE

A

SCALE

1: 1

MATERIAL

AS

NOTED

DRW BY:

SJ

DATE:

1/24/17

PART NAME:

SL 16 S-RENEGADE-SPECIAL

APP'D BY

—

DATE:

—

PAGE:

2 OF 3

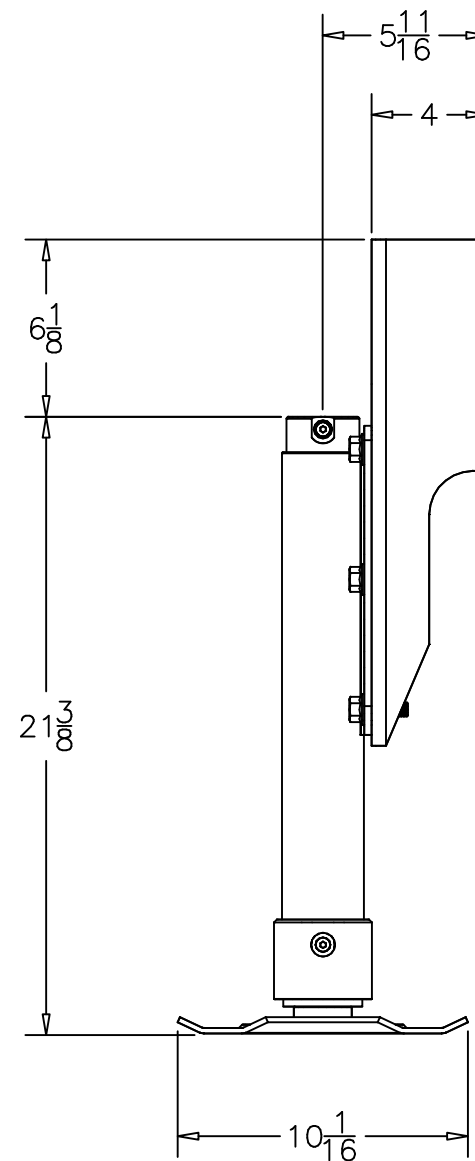
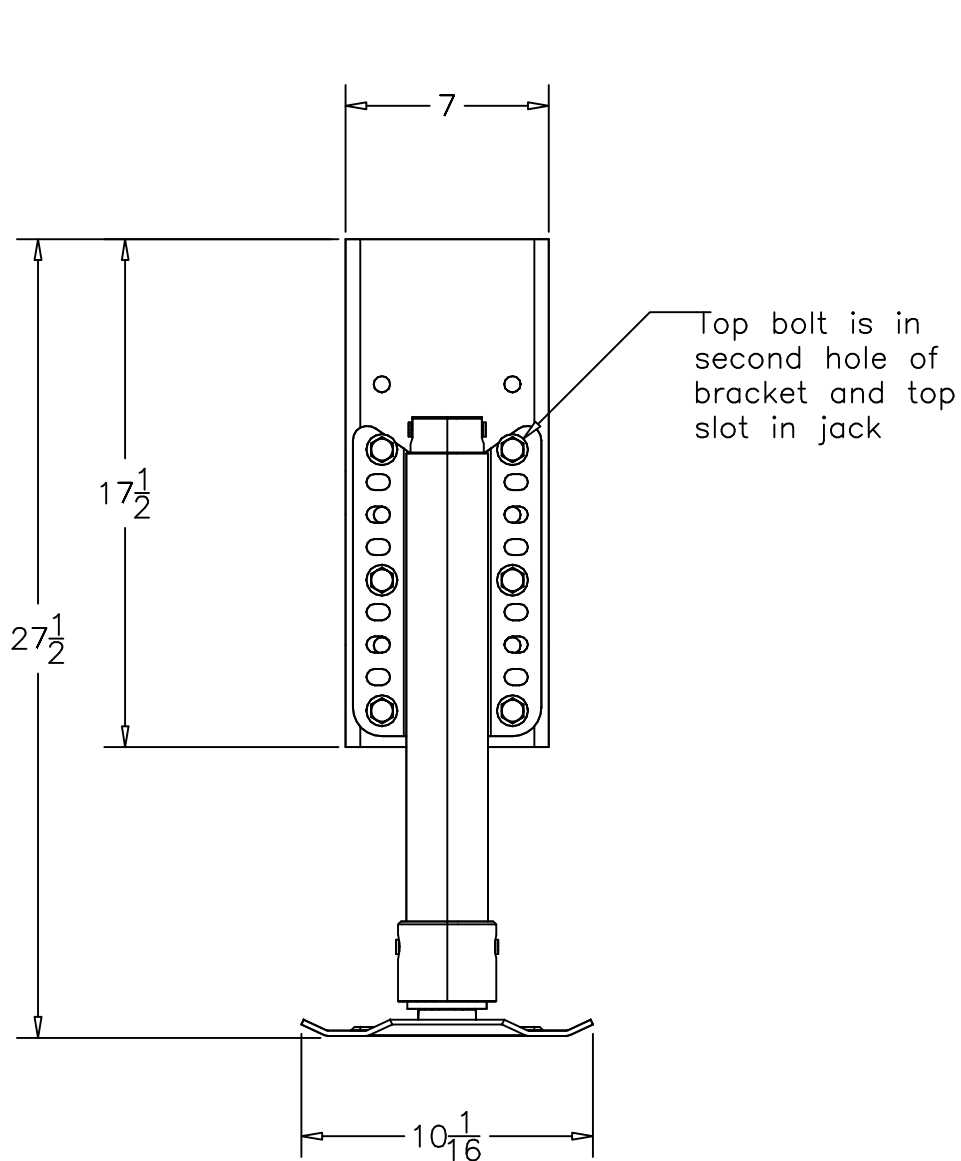
DWG NO.:

P7214RENSP

REV:

—

NOTICE - This drawing, including principles of design, is the property of Days Corporation, Elkhart, Indiana, with the agreement that it is not to be reproduced, copied, or loaned in any manner that may constitute a detriment directly or indirectly to Days Corporation. Acceptance of this will be construed as an agreement of the above.



**Equalizer**

55169 COUNTY ROAD 3  
ELKHART, IN 46515

#

REVISIONS

BY:

DATE:

UNLESS OTHERWISE  
SPECIFIED:  
TOLERANCES:  
.XXX ± 0.010  
.XX ± 0.010  
.X ± 0.030  
ANG. ± 1/2°

REMOVE ALL BURRS AND  
SHARP EDGES .015 MAX

TITLE

MH 16 SL LEG ASSEMBLY

USED ON:

RENEGADE

SIZE SCALE MATERIAL  
A 1: 1 AS

NOTED

DRW BY:  
SJ

DATE:  
1/24/17

PART NAME:

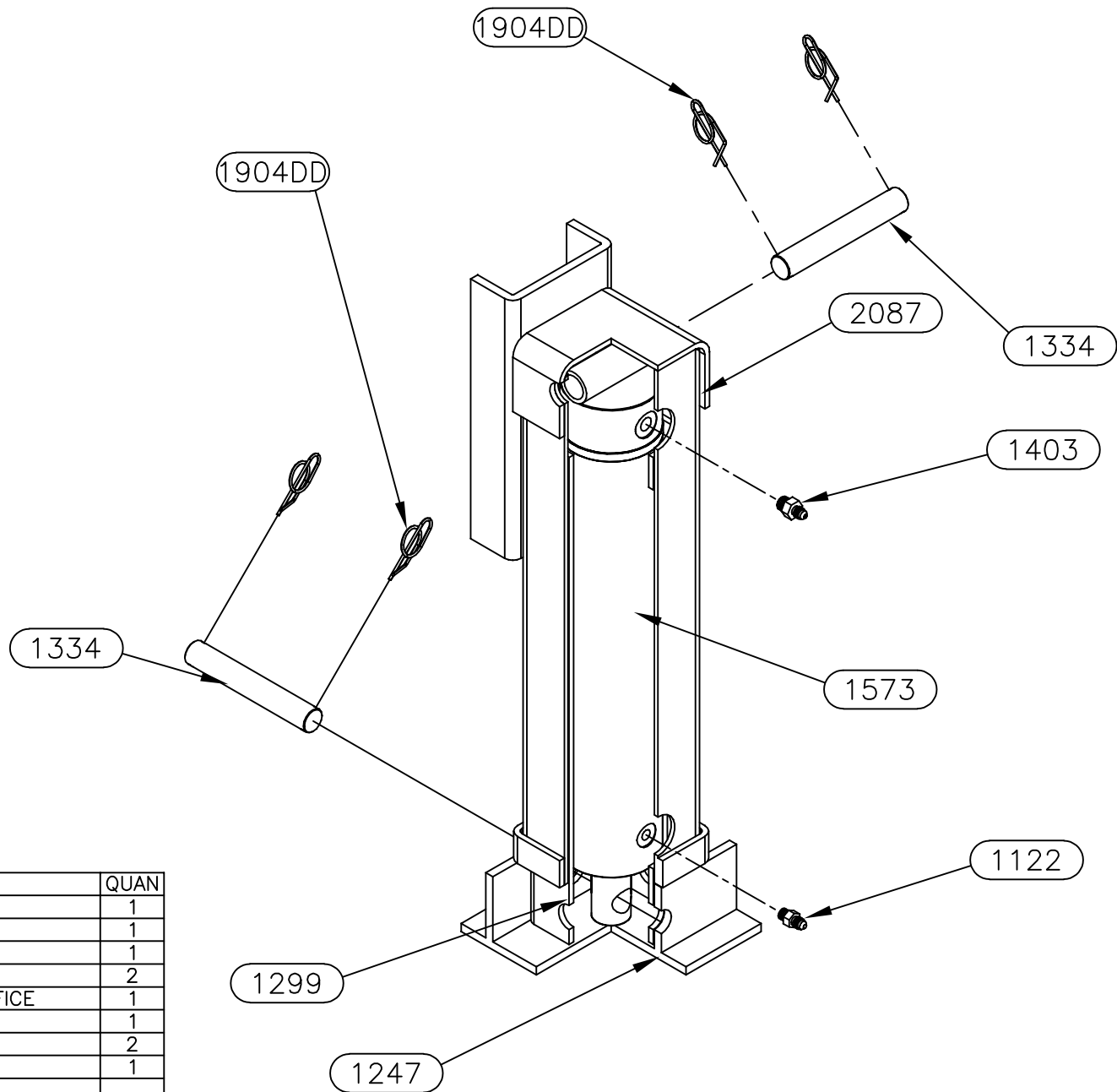
SL 16 S-RENEGADE-SPECIAL

PAGE:  
3 OF 3

DWG NO.:  
P7214RENSP

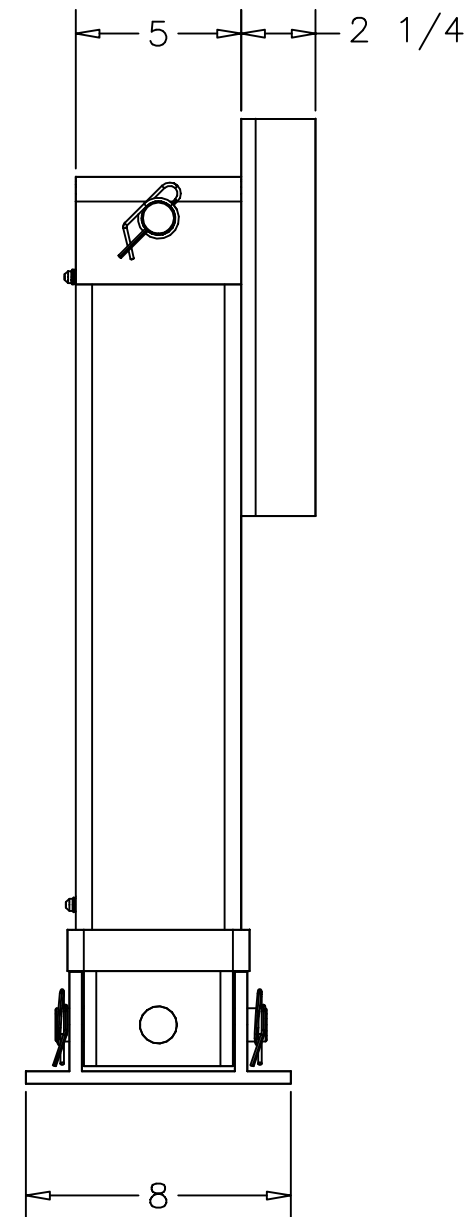
REV:  
—

NOTICE - This drawing, including principles of design, is the property of Days Corporation, Elkhart, Indiana, with the agreement that it is not to be reproduced, copied, or loaned in any manner that may constitute a detriment directly or indirectly to Days Corporation. Acceptance of this will be construed as an agreement of the above.



ITEM	DESCRIPTION	QUAN
1122	FITTING-#4 OR MALE X #4 JIC	1
1247	FOOT-8 X 8 X 3/8	1
1299	TUBE-SM 16 INNER	1
1334	PIN-1 X 6 CLEVIS	2
1403	FITTING-RESTRICTOR #6 X #4 -.042 ORIFICE	1
1573	CYLINDER-3 1/2 X 16	1
1904DD	PIN-RING CLIP-1"	2
2087	TUBE-SM 16R OUTER	1

<b>Equalizer</b> 55169 COUNTY ROAD 3 ELKHART, IN 46515	#	REVISIONS	BY:	DATE:	UNLESS OTHERWISE SPECIFIED: TOLERANCES: .XXX ± 0.010 .XX ± 0.010 .X ± 0.030 ANG. ± 1/2" REMOVE ALL BURRS AND SHARP EDGES .015 MAX	TITLE		USED ON:	
	A	CHANGED THE MOUNTING BRACKET	SJ	9/13/11		SM 16R LEG ASSEMBLY		AUTOLEVEL SYSTEMS	
	B	UPDATED THE PINS	SJ	11/2/21		SIZE	SCALE	MATERIAL	
						A	1:1	PER ITEM LIST	
NOTICE - This drawing, including principles of design, is the property of Days Corporation, Elkhart, Indiana, with the agreement that it is not to be reproduced, copied, or loaned in any manner that may constitute a detriment directly or indirectly to Days Corporation. Acceptance of this will be construed as an agreement of the above.					DRW BY: NFC APP'D BY: -	DATE:	DATE:		PART NAME:
						6/30/05	SM 16R LEG ASSEMBLY		
							PAGE:	DWG NO.:	REV:
							1 OF 2	7261	B

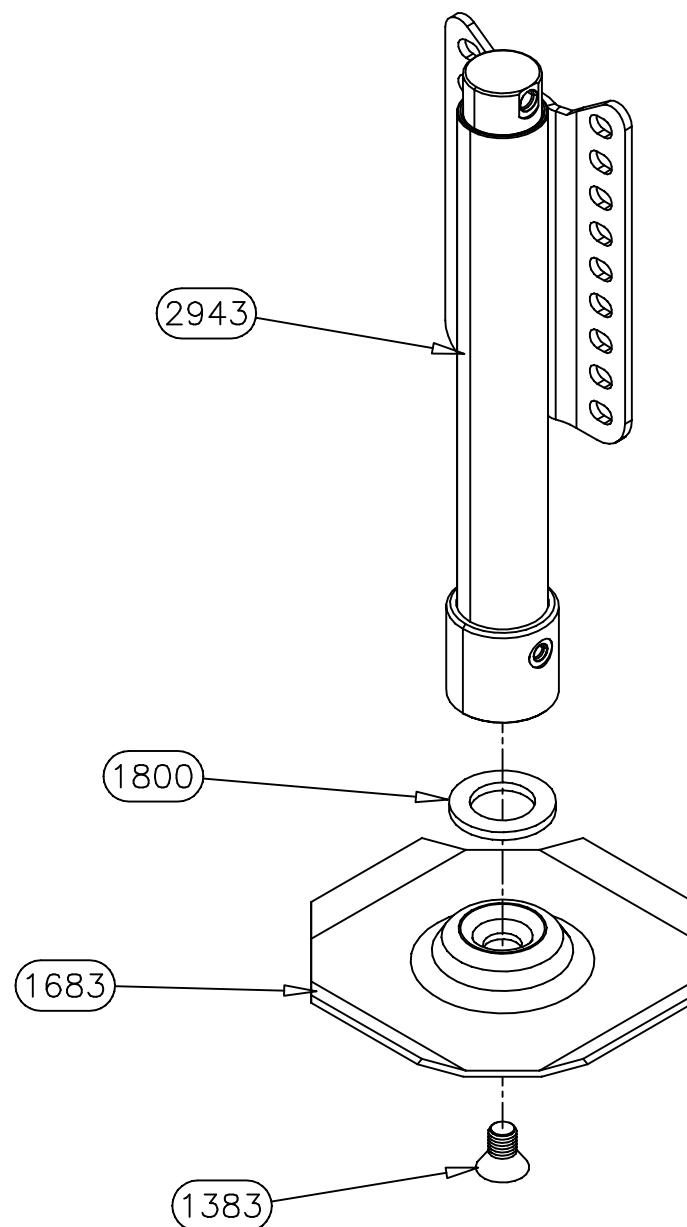
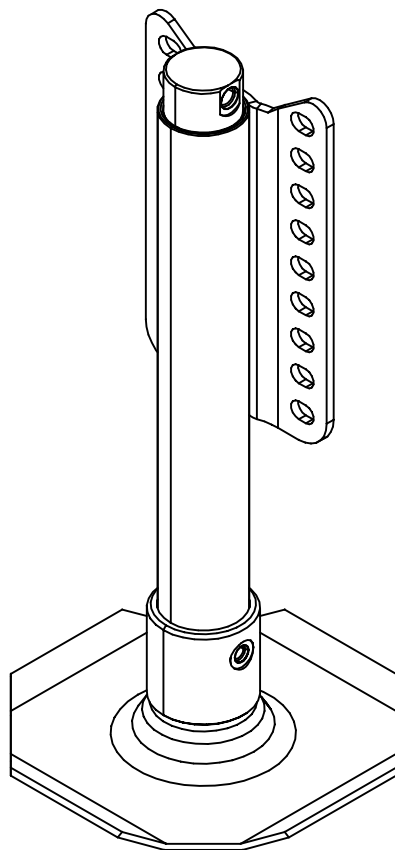


2	0	2	7	0	1	0
---	---	---	---	---	---	---

NOTICE - This drawing, including principles of design, is the property of Days Corporation, Elkhart, Indiana, with the agreement that it is not to be reproduced, copied, or loaned in any manner that may constitute a detriment directly or indirectly to Days Corporation. Acceptance of this will be construed as an agreement of the above.

## 7636 PARTS LIST

PART#	DESCRIPTION	QUAN
1383	SCREW-3/4-10 X 1 1/4 FHSCS Z	1
1683	FOOT-SL 10 X 10	1
1800	CUSHION-DAMPENING RING-SMALL/THICK	1
2943	CYLINDER-2 X 15 SL	1

*Equalizer*55169 COUNTY ROAD 3  
ELKHART, IN 46515

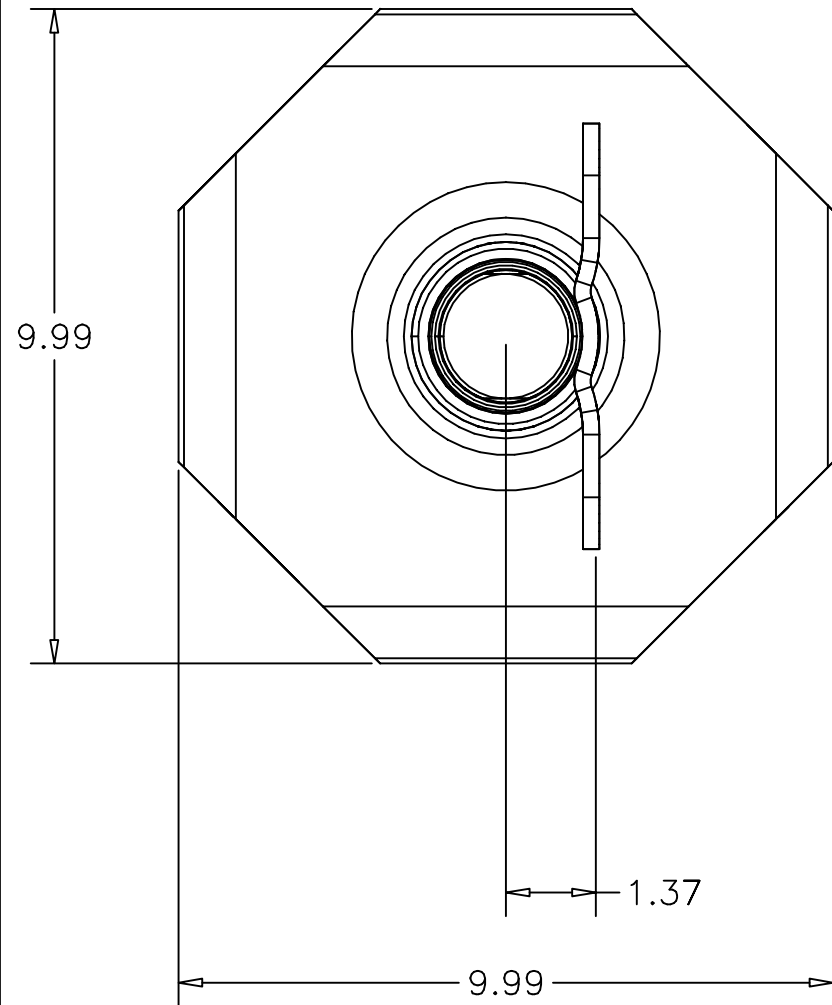
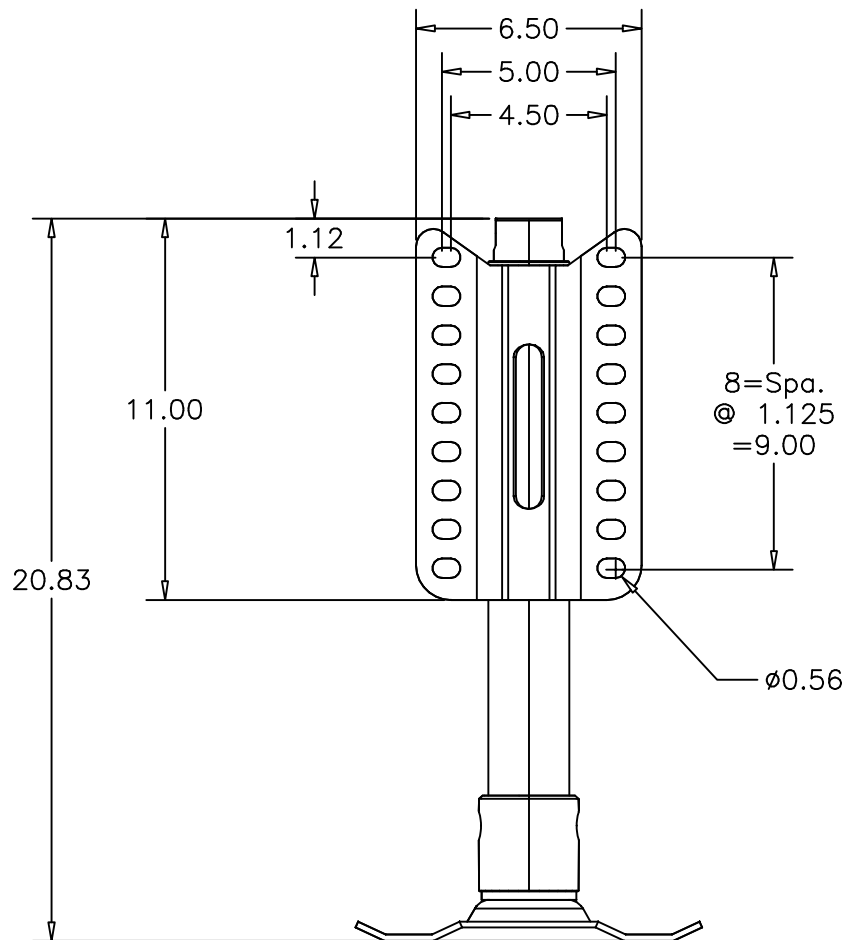
NOTICE - This drawing, including principles of design, is the property of Days Corporation, Elkhart, Indiana, with the agreement that it is not to be reproduced, copied, or loaned in any manner that may constitute a detriment directly or indirectly to Days Corporation. Acceptance of this will be construed as an agreement of the above.

#	REVISIONS	BY:	DATE:
A	ADDED NEW FOOT DESIGN	SJ	9/10/10
B	CHANGED TO MONARCH CYLIDNER	SJ	8/28/17

UNLESS OTHERWISE  
SPECIFIED:  
TOLERANCES:  
.XXX ± 0.010  
.XX ± 0.010  
.X ± 0.030  
ANG. ± 1/2"  
REMOVE ALL BURRS AND  
SHARP EDGES .015 MAX

TITLE		USED ON:	
MH 15 SL LEG ASSEMBLY		MOTOR HOME LEVELING	
SIZE	SCALE	MATERIAL	
A	1: 1	AS NOTED	
DRW BY:	DATE:	PART NAME:	
SJ	6/4/09	MH 15 SL LEG ASSEMBLY	
APP'D BY	DATE:	PAGE:	DWG NO.:
-	-	1 OF 2	7636
		REV:	B





*Equalizer*

55169 COUNTY ROAD 3  
ELKHART, IN 46515

NOTICE - This drawing, including principles of design, is the property of Days Corporation, Elkhart, Indiana, with the agreement that it is not to be reproduced, copied, or loaned in any manner that may constitute a detriment directly or indirectly to Days Corporation. Acceptance of this will be construed as an agreement of the above.

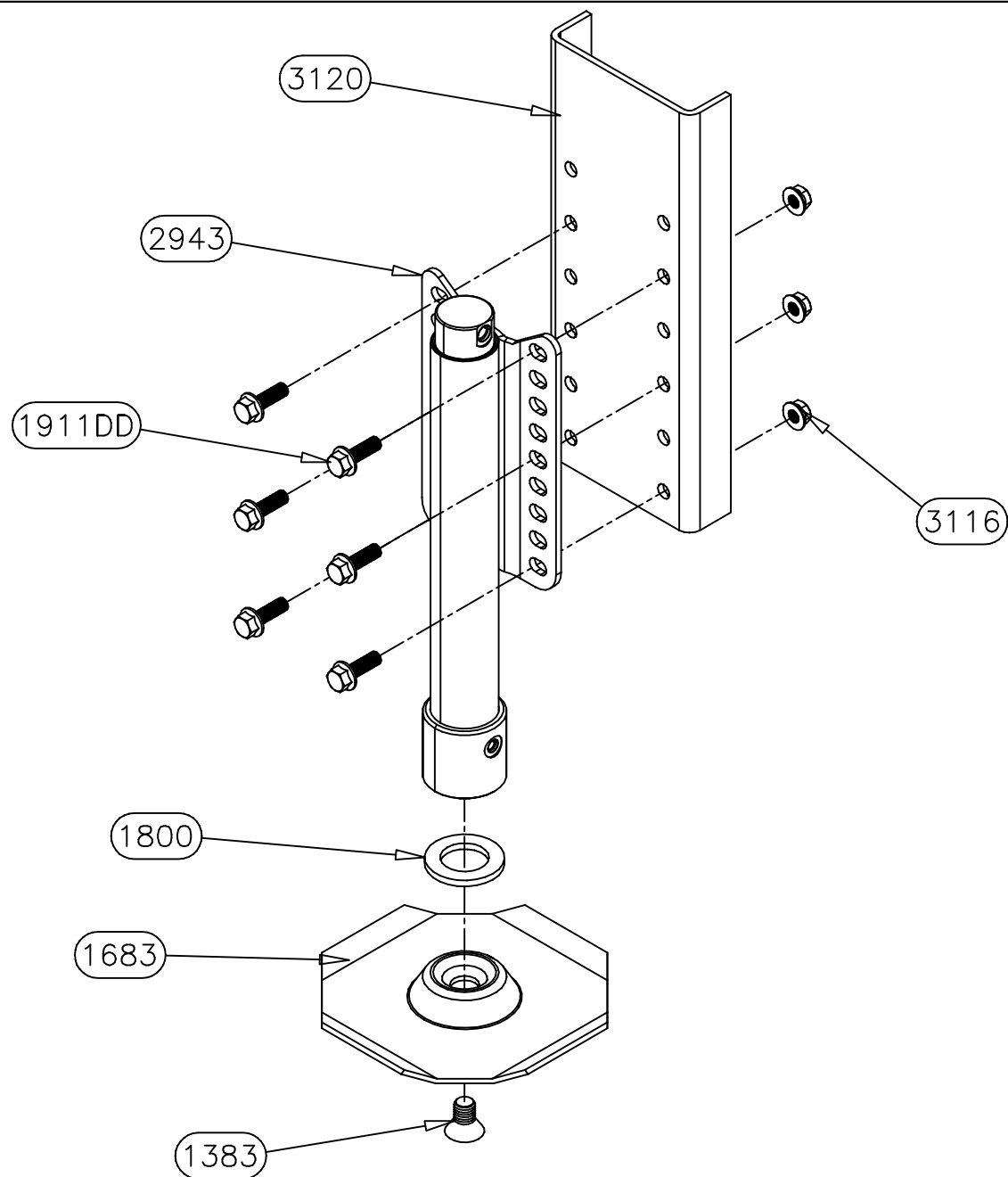
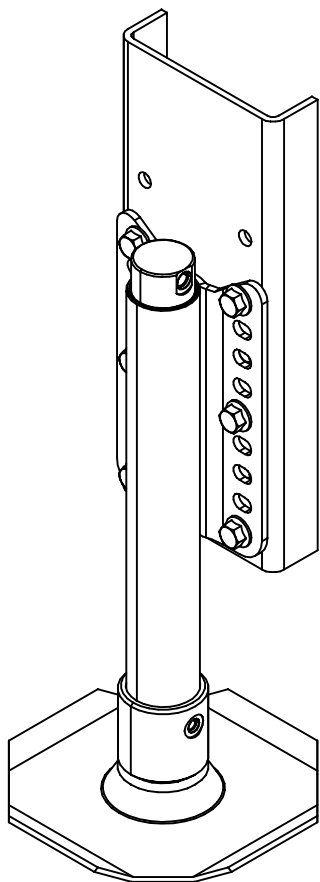
#	REVISIONS	BY:	DATE:
A	ADDED NEW FOOT DESIGN	SJ	9/10/10
B	CHANGED TO MONARCH CYLIDNER	SJ	8/28/17

UNLESS OTHERWISE  
SPECIFIED:  
TOLERANCES:  
.XXX ± 0.010  
.XX ± 0.010  
.X ± 0.030  
ANG. ± 1/2"  
REMOVE ALL BURRS AND  
SHARP EDGES .015 MAX

TITLE MH 15 SL LEG ASSEMBLY		USED ON: MOTOR HOME LEVELING	
SIZE A	SCALE 1: 1	MATERIAL AS NOTED	
DRW BY: SJ	DATE: 6/4/09	PART NAME: MH 15 SL LEG ASSEMBLY	
APP'D BY -	DATE: -	PAGE: 2 OF 2	DWG NO.: 7636
		REV: B	

## 7636REN PARTS LIST

PART#	DESCRIPTION	QUAN
1383	SCREW-3/4-10 X 1 1/4 FHSCS Z	1
1683	FOOT-SL 10 X 10	1
1800	CUSHION-DAMPENING RING-SMALL/THICK	1
1911DD	BOLT-1/2-13 X 1 1/2 HEX SER FLG BOLT GR 5	6
2943	CYLINDER-2 X 15 SL	1
3116	NUT-1/2-13 FLANGE-SERR	6
3120	PLATE-MH BOLT 2" EXT	1

*Equalizer*55169 COUNTY ROAD 3  
ELKHART, IN 46515

#

REVISIONS

BY:

DATE:

UNLESS OTHERWISE

SPECIFIED:

TOLERANCES:

.XXX ± 0.010

.XX ± 0.010

.X ± 0.030

ANG. ± 1/2"

REMOVE ALL BURRS AND  
SHARP EDGES .015 MAX

TITLE

SL 15 LEG ASSEMBLY

USED ON:

RENEGADE

SIZE

A

SCALE

1:1

MATERIAL

AS

NOTED

DRW BY:

SJ

DATE:

11/2/21

PART NAME:

SL 15 S-RENEGADE

PAGE:

1 OF 2

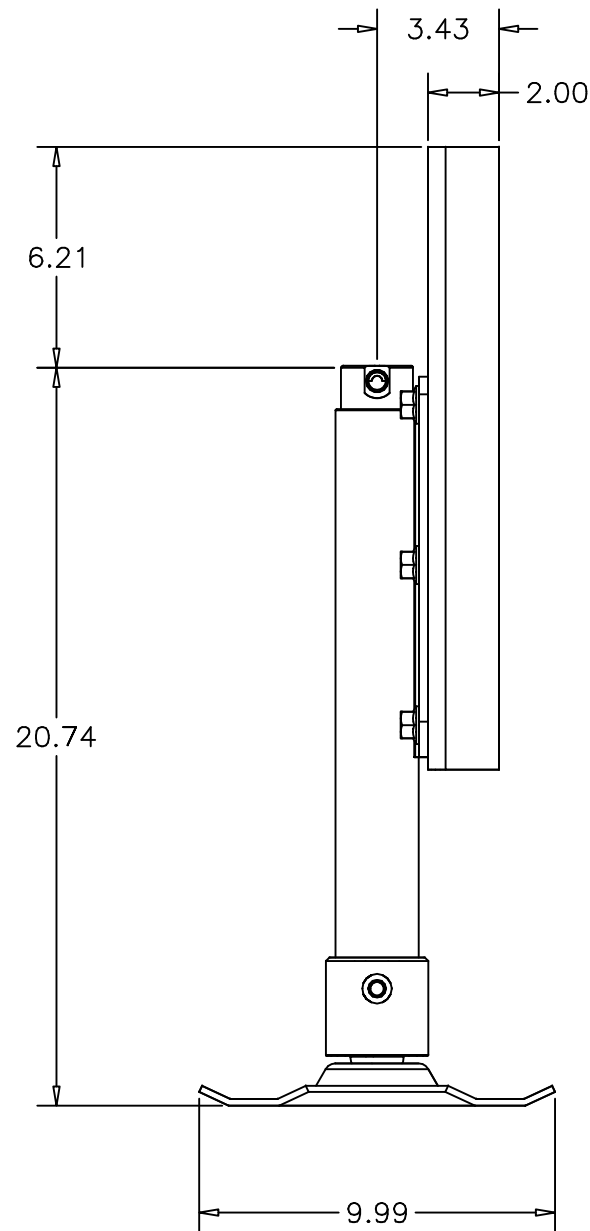
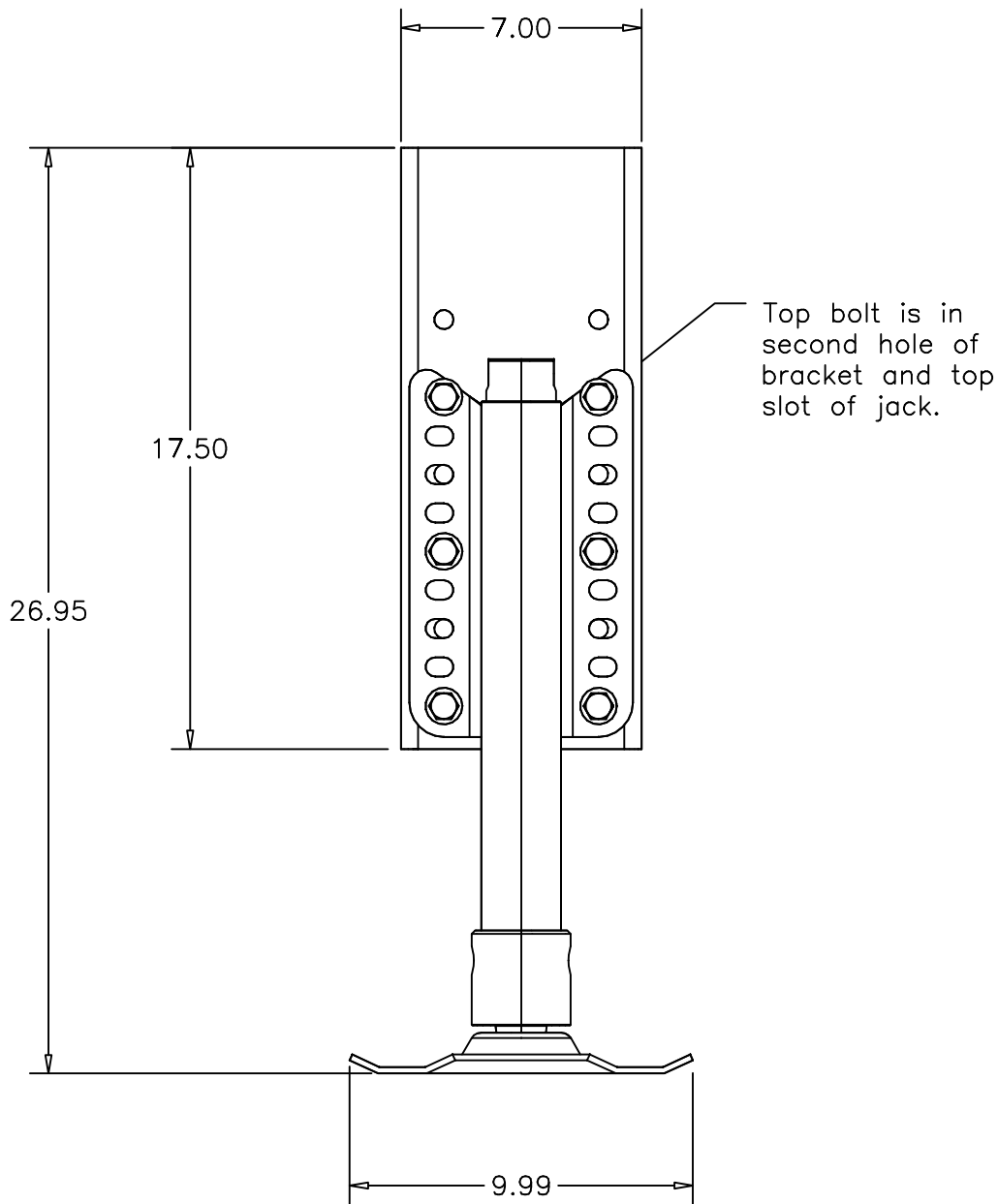
DWG NO.:

7636REN

REV:

-

NOTICE - This drawing, including principles of design, is the property of Days Corporation, Elkhart, Indiana, with the agreement that it is not to be reproduced, copied, or loaned in any manner that may constitute a detriment directly or indirectly to Days Corporation. Acceptance of this will be construed as an agreement of the above.



*Equalizer*

55169 COUNTY ROAD 3  
ELKHART, IN 46515

#

REVISIONS

BY:

DATE:

UNLESS OTHERWISE

SPECIFIED:

TOLERANCES:

.XXX ± 0.010

.XX ± 0.010

.X ± 0.030

ANG. ± 1/2°

REMOVE ALL BURRS AND  
SHARP EDGES .015 MAX

TITLE

SL 15 LEG ASSEMBLY

USED ON:

RENEGADE

SIZE

A

SCALE

1: 1

MATERIAL

AS

NOTED

DRW BY:

SJ

DATE:

11/2/21

PART NAME:

SL 15 S-RENEGADE

PAGE:

1 OF 2

DWG NO.:

7636REN

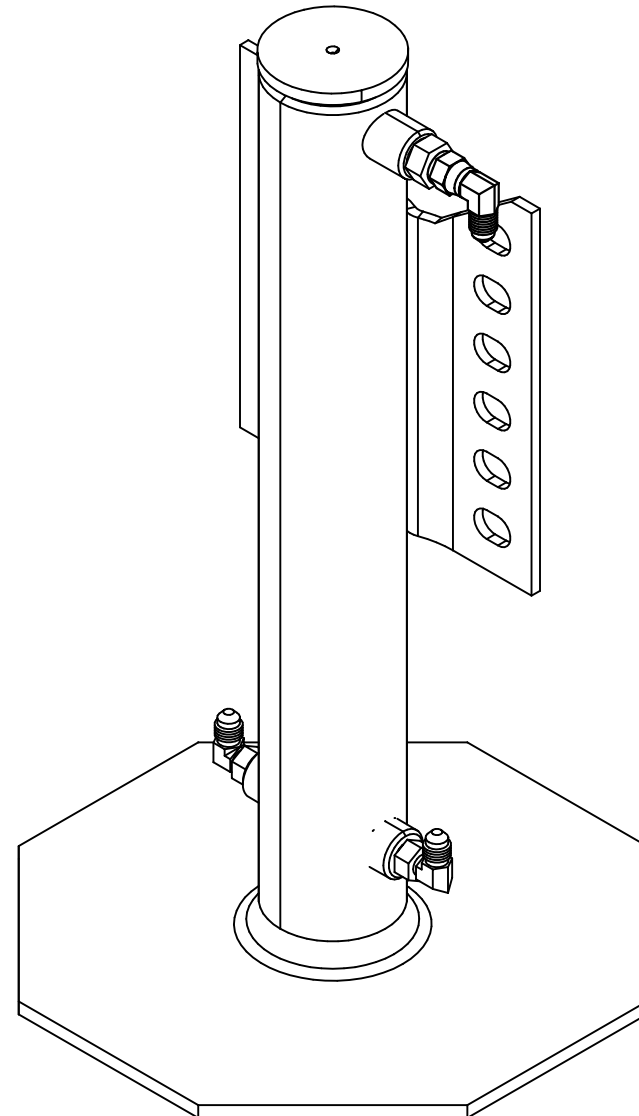
REV:

-

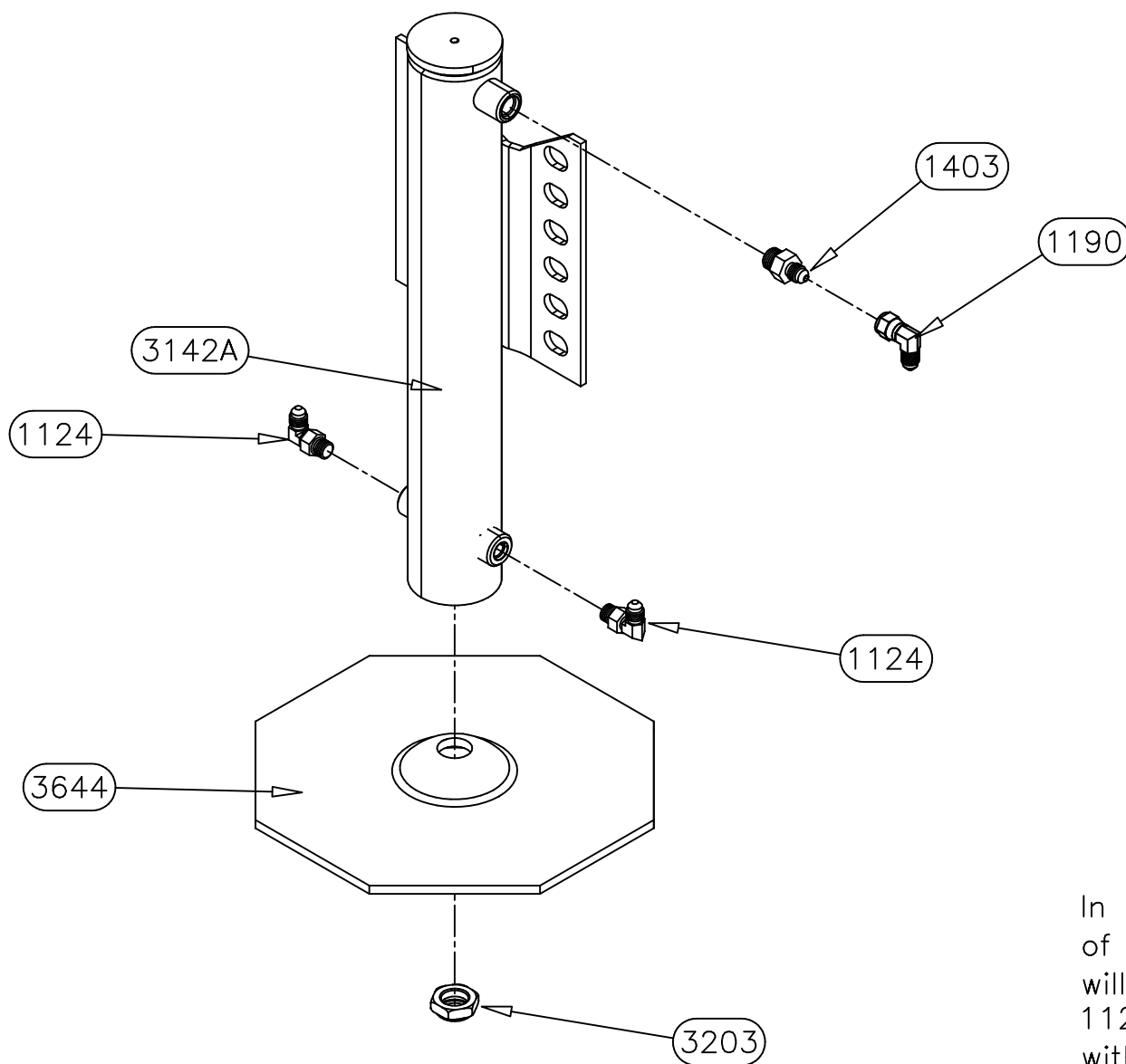
NOTICE - This drawing, including principles of design, is the property of Days Corporation, Elkhart, Indiana, with the agreement that it is not to be reproduced, copied, or loaned in any manner that may constitute a detriment directly or indirectly to Days Corporation. Acceptance of this will be construed as an agreement of the above.

7842REV PARTS LIST (ONE JACK)		
PART#	DESCRIPTION	QUAN
3142A	CYLINDER-SL 2 X 13 LP	1
3203	NUT-3/4-16 NYLOCK JAM	1
3644	FOOT-SL 10 X 10-BLACK	1

FITTINGS LIST (FOUR JACKS)		
PART#	DESCRIPTION	QUAN
1124	FITTING-#4 JIC X #4 OR MALE 90	6
1190	FITTING-#4 X #4 JIC SWIVEL 90	4
1403	FITTING-RESTRICTOR #6 X #4-042" ORIFICE	4



<b>Equalizer</b> 55169 COUNTY ROAD 3 ELKHART, IN 46515  NOTICE - This drawing, including principles of design, is the property of Days Corporation, Elkhart, Indiana, with the agreement that it is not to be reproduced, copied, or loaned in any manner that may constitute a detriment directly or indirectly to Days Corporation. Acceptance of this will be construed as an agreement of the above.	#	REVISIONS	BY:	DATE:	UNLESS OTHERWISE SPECIFIED: TOLERANCES: .XXX ± 0.010 .XX ± 0.010 .X ± 0.030 ANG. ± 1/2" REMOVE ALL BURRS AND SHARP EDGES .015 MAX	TITLE SL 13 LEG ASSEMBLIES		USED ON: RENEGADE	
						SIZE A	SCALE 1: 1	MATERIAL AS	NOTED
						DRW BY: SJ	DATE: 7/8/22	PART NAME: SL 13 LP-REV	
						APP'D BY -	DATE: -	PAGE: 1 OF 3	
								DWG NO.: P7842REV	REV: -



In this system each pair of jacks (front and rear) will have one jack with (1) 1124 fitting and one jack with (2) 1124 fittings.

*Equalizer*

55169 COUNTY ROAD 3  
ELKHART, IN 46515

#

REVISIONS

BY:

DATE:

UNLESS OTHERWISE

SPECIFIED:

TOLERANCES:

.XXX ± 0.010

.XX ± 0.010

.X ± 0.030

ANG. ± 1/2°

REMOVE ALL BURRS AND  
SHARP EDGES .015 MAX

TITLE

SL 13 LEG ASSEMBLIES

USED ON:

RENEGADE

SIZE

A

SCALE

1:1

MATERIAL

AS

NOTED

DRW BY:

SJ

DATE:

7/8/22

PART NAME:

SL 13 LP-REV

PAGE:

2 OF 3

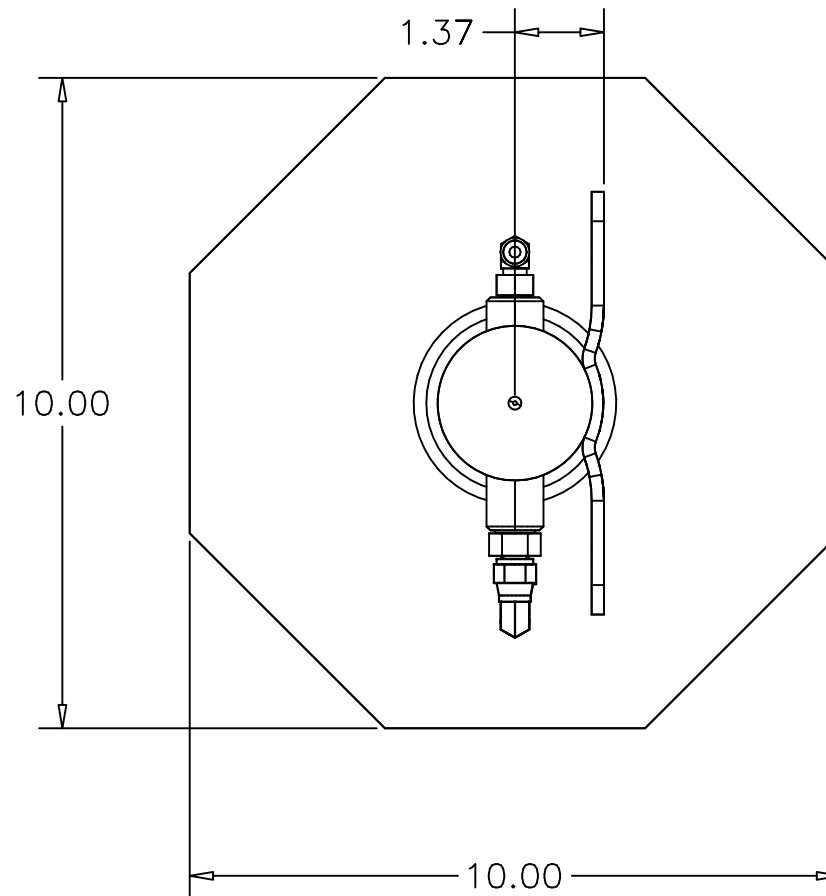
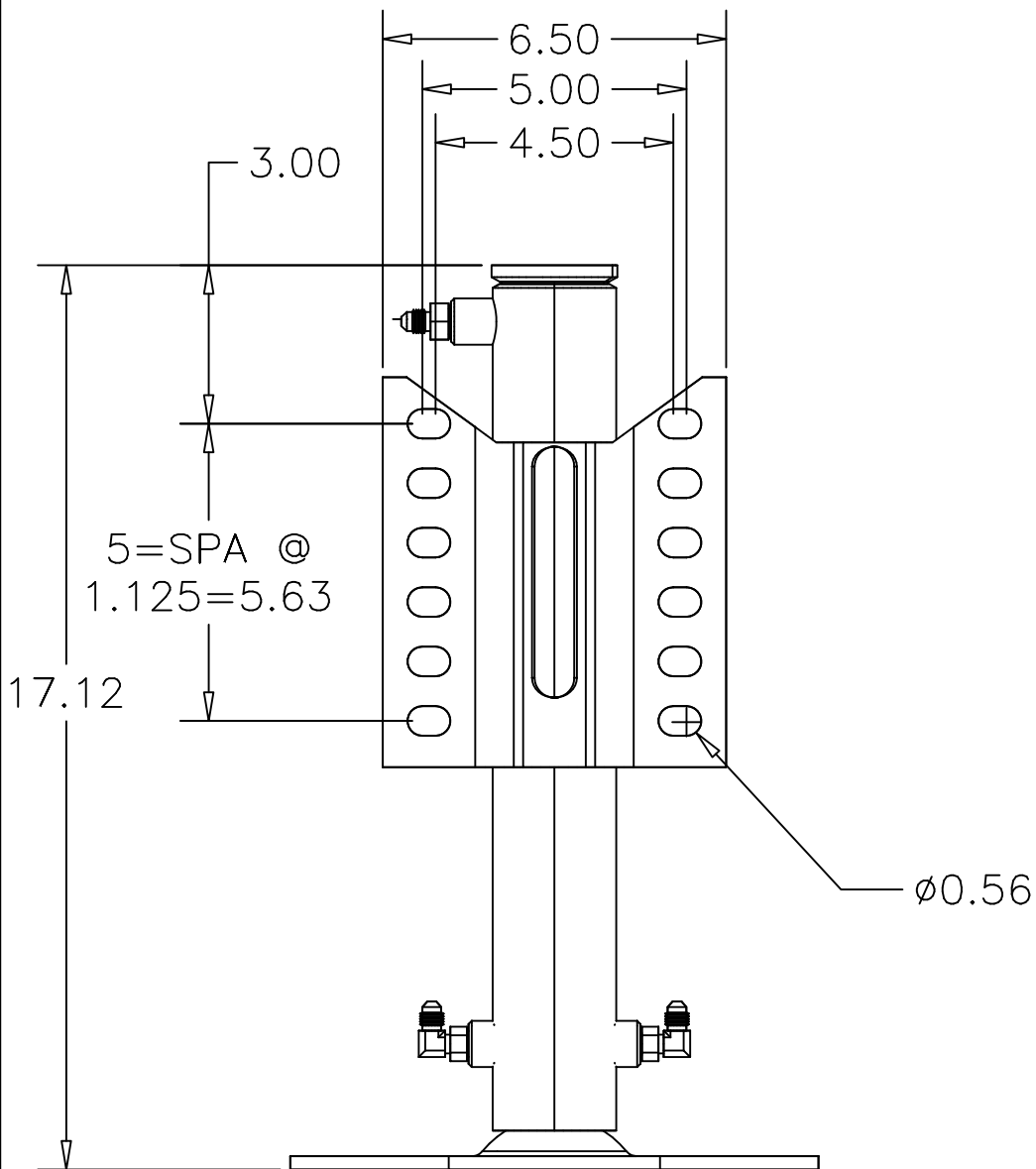
DWG NO.:

P7842REV

REV:

-

NOTICE - This drawing, including principles of design, is the property of Days Corporation, Elkhart, Indiana, with the agreement that it is not to be reproduced, copied, or loaned in any manner that may constitute a detriment directly or indirectly to Days Corporation. Acceptance of this will be construed as an agreement of the above.



**Equalizer**

55169 COUNTY ROAD 3  
ELKHART, IN 46515

#

REVISIONS

BY:

DATE:

UNLESS OTHERWISE

SPECIFIED:

TOLERANCES:

.XXX ± 0.010

.XX ± 0.010

.X ± 0.030

ANG. ± 1/2°

REMOVE ALL BURRS AND  
SHARP EDGES .015 MAX

TITLE

SL 13 LEG ASSEMBLIES

USED ON:

RENEGADE

SIZE

A

SCALE

1: 1

MATERIAL

AS

NOTED

DRW BY:

SJ

DATE:

7/8/22

PART NAME:

SL 13 LP-REV

PAGE:

3 OF 3

DWG NO.:

P7842REV

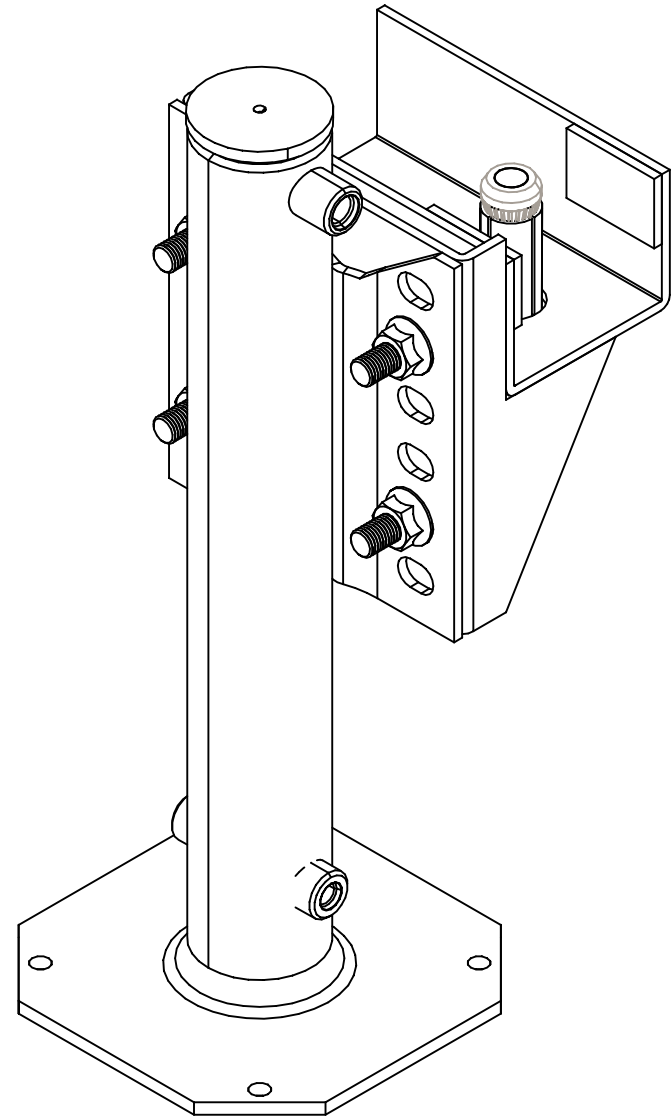
REV:

-

NOTICE - This drawing, including principles of design, is the property of Days Corporation, Elkhart, Indiana, with the agreement that it is not to be reproduced, copied, or loaned in any manner that may constitute a detriment directly or indirectly to Days Corporation. Acceptance of this will be construed as an agreement of the above.

## 70202 PARTS LIST

PART#	DESCRIPTION	QUAN
3116	NUT-1/2/13 FLANGE-SERR	4
3142A	CYLINDER-SL 2 X 13 LP	1
3202	FOOT-SL 7 X 7	1
3203	NUT-3/4-16 NYLOCK JAM	1
3723	BRACKET-DS FRONT JACK-2018 SPRINTER	1

*Equalizer*55169 COUNTY ROAD 3  
ELKHART, IN 46515

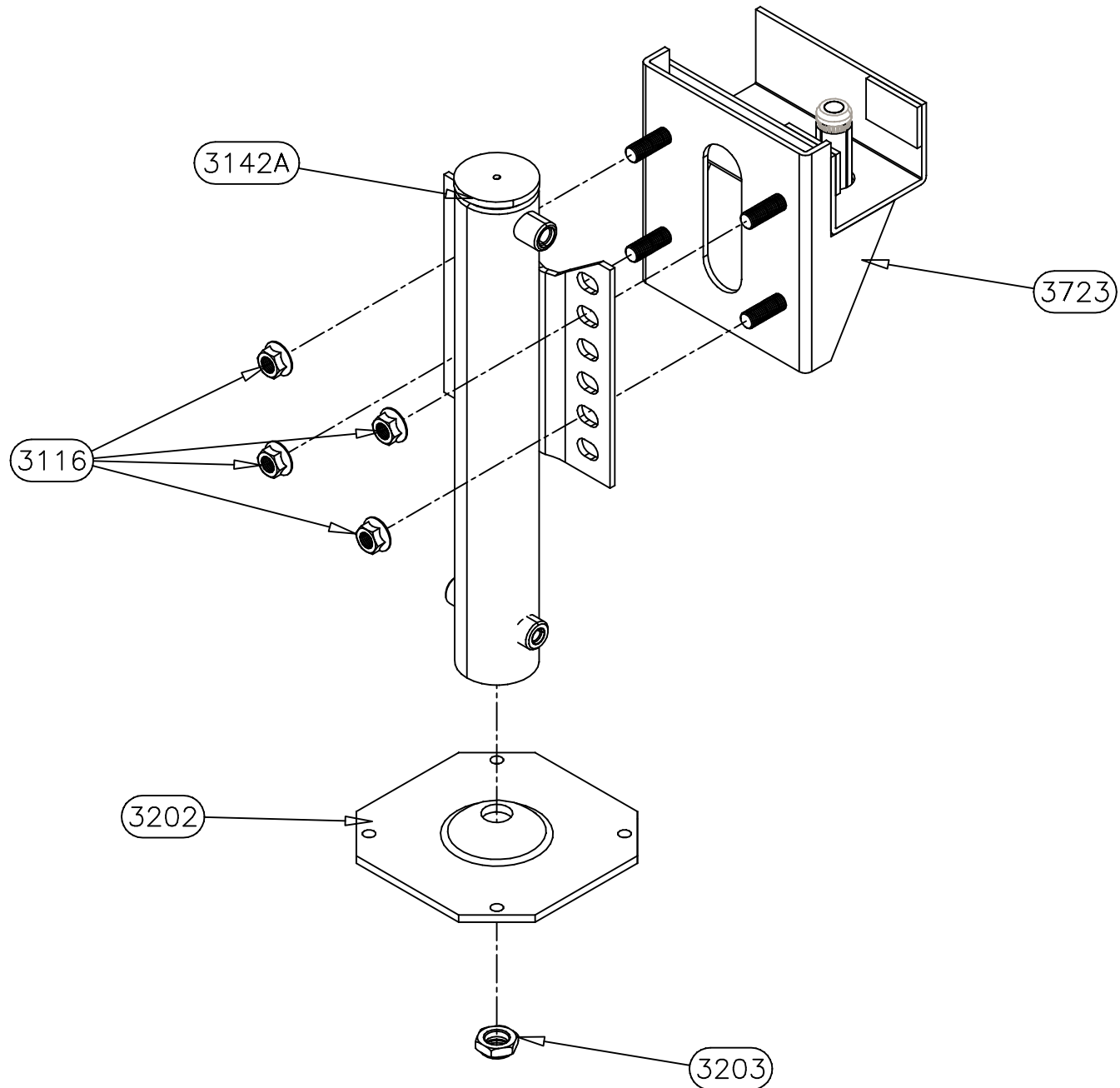
#	REVISIONS

BY:	DATE:

UNLESS OTHERWISE  
SPECIFIED:  
TOLERANCES:  
.XXX ± 0.010  
.XX ± 0.010  
.X ± 0.030  
ANG. ± 1/2"  
REMOVE ALL BURRS AND  
SHARP EDGES .015 MAX

TITLE			USED ON:	
SL 13 LEG ASSEMBLIES			SPRINTER SYSTEMS	
SIZE	SCALE	MATERIAL		
A	1: 1	AS NOTED		
DRW BY:	DATE:	PART NAME:		
SJ	1/22/19	SL 13 LP-2018 SPRINTER DS		
APP'D BY	DATE:	PAGE:	DWG NO.:	REV:
—	—	1 OF 3	P70202	—

NOTICE - This drawing, including principles of design, is the property of Days Corporation, Elkhart, Indiana, with the agreement that it is not to be reproduced, copied, or loaned in any manner that may constitute a detriment directly or indirectly to Days Corporation. Acceptance of this will be construed as an agreement of the above.



*Equalizer*

55169 COUNTY ROAD 3  
ELKHART, IN 46515

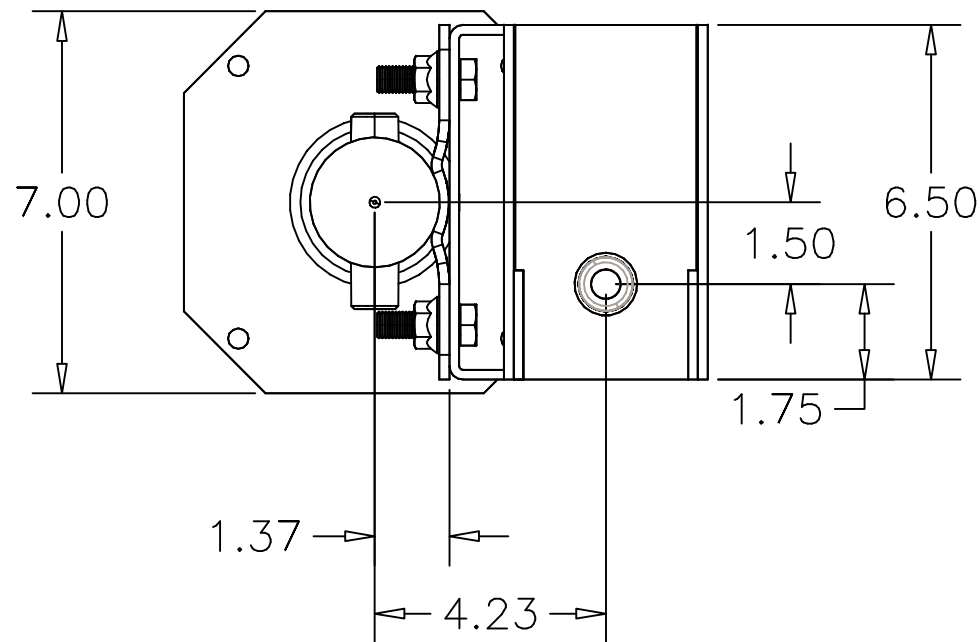
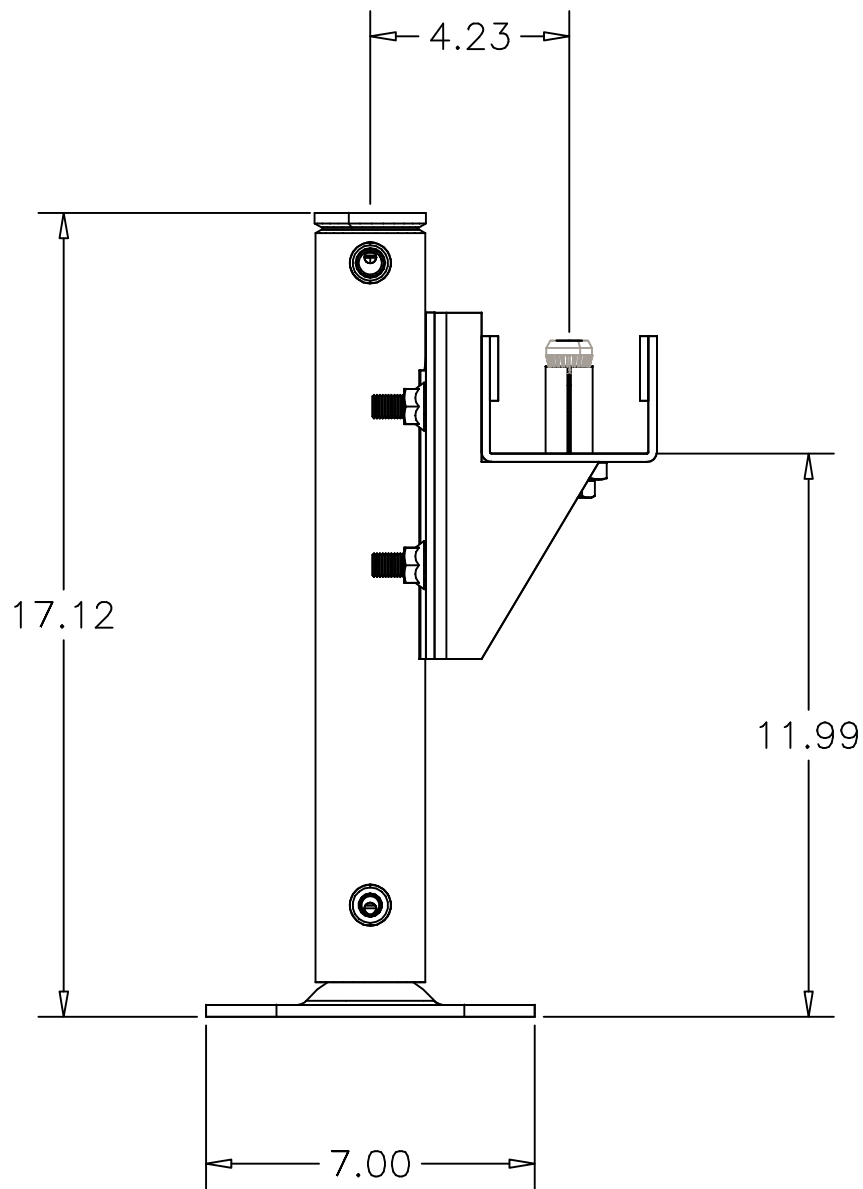
NOTICE - This drawing, including principles of design, is the property of Days Corporation, Elkhart, Indiana, with the agreement that it is not to be reproduced, copied, or loaned in any manner that may constitute a detriment directly or indirectly to Days Corporation. Acceptance of this will be construed as an agreement of the above.

#	REVISIONS	BY:	DATE:

UNLESS OTHERWISE  
SPECIFIED:  
TOLERANCES:  
.XXX ± 0.010  
.XX ± 0.010  
.X ± 0.030  
ANG. ± 1/2"  
REMOVE ALL BURRS AND  
SHARP EDGES .015 MAX

TITLE SL 13 LEG ASSEMBLIES			USED ON: RENEGADE		
SIZE A	SCALE 1: 1	MATERIAL AS NOTED			
DRW BY: SJ	DATE: 1/22/19	PART NAME: SL 13 LP-2018 SPRINTER DS			
APP'D BY —	DATE: —	PAGE: 2 OF 3	DWG NO.: P70202	REV: —	





*Equalizer*

55169 COUNTY ROAD 3  
ELKHART, IN 46515

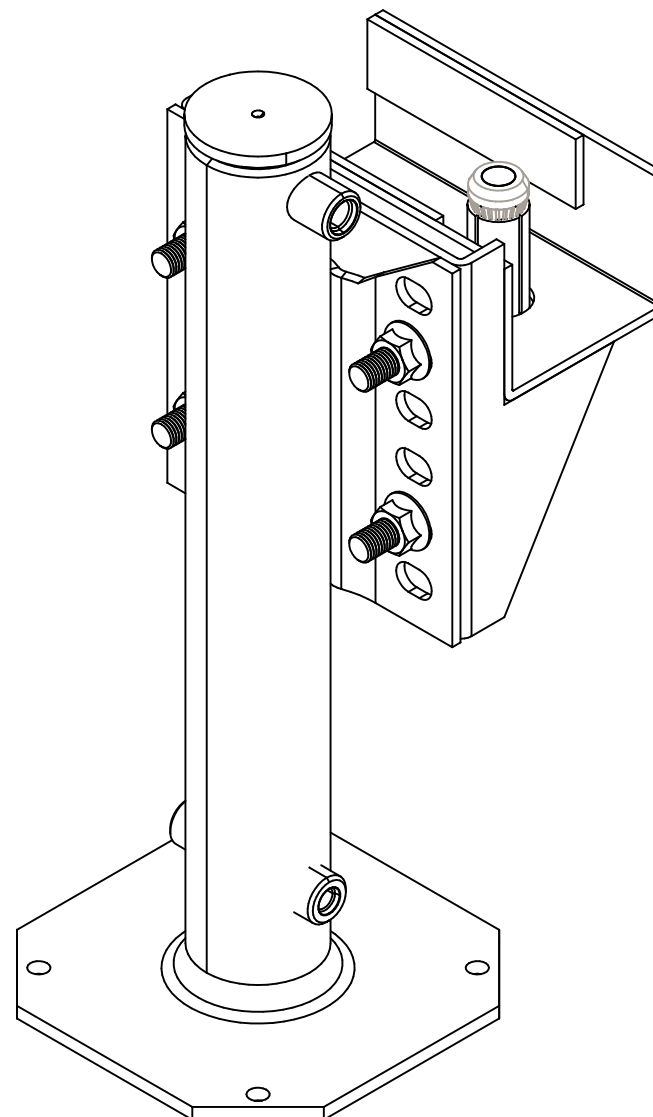
NOTICE - This drawing, including principles of design, is the property of Days Corporation, Elkhart, Indiana, with the agreement that it is not to be reproduced, copied, or loaned in any manner that may constitute a detriment directly or indirectly to Days Corporation. Acceptance of this will be construed as an agreement of the above.

#	REVISIONS	BY:	DATE:

UNLESS OTHERWISE SPECIFIED:		TITLE		USED ON:	
TOLERANCES:		SL 13 LEG ASSEMBLIES		RENEGADE	
.XXX ± 0.010		SIZE	SCALE	MATERIAL	
.XX ± 0.010		A	1: 1		
.X ± 0.030		AS NOTED			
ANG. ± 1/2"		DRW BY:	DATE:	PART NAME:	
REMOVE ALL BURRS AND SHARP EDGES .015 MAX		SJ	1/22/19	SL 13 LP-2018 SPRINTER DS	
		APP'D BY	DATE:	PAGE:	DWG NO.:
		—	—	3 OF 3	P70202
				REV:	—

## 70203 PARTS LIST

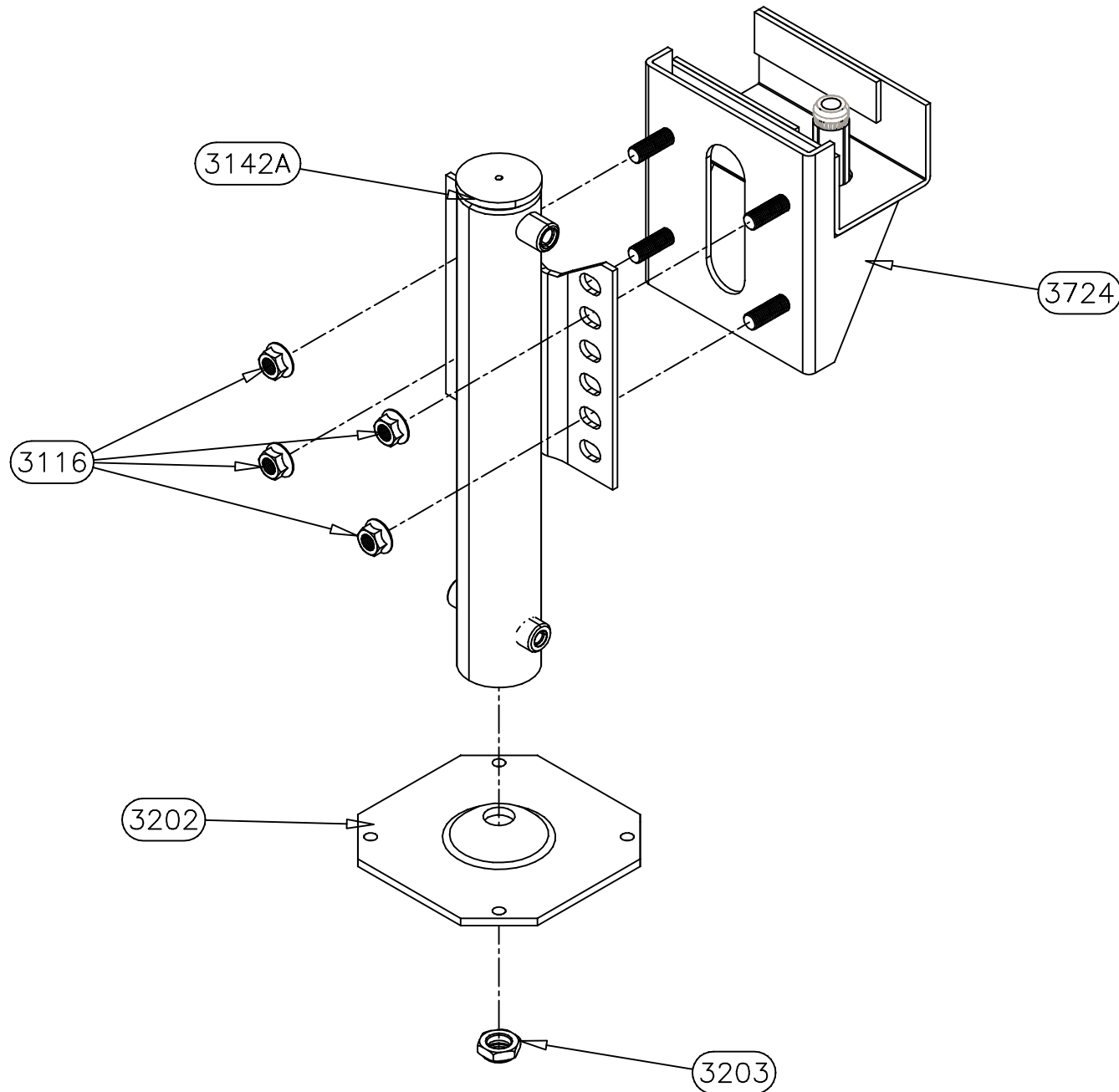
PART#	DESCRIPTION	QUAN
3116	NUT-1/2/13 FLANGE-SERR	4
3142A	CYLINDER-SL 2 X 13 LP	1
3202	FOOT-SL 7 X 7	1
3203	NUT-3/4-16 NYLOCK JAM	1
3724	BRACKET-PS FRONT JACK-2019 SPRINTER	1

*Equalizer*55169 COUNTY ROAD 3  
ELKHART, IN 46515

#	REVISIONS

NOTICE - This drawing, including principles of design, is the property of Days Corporation, Elkhart, Indiana, with the agreement that it is not to be reproduced, copied, or loaned in any manner that may constitute a detriment directly or indirectly to Days Corporation. Acceptance of this will be construed as an agreement of the above.

BY:	DATE:	UNLESS OTHERWISE SPECIFIED: TOLERANCES: .XXX ± 0.010 .XX ± 0.010 .X ± 0.030 ANG. ± 1/2"	TITLE SL 13 LEG ASSEMBLIES	USED ON: SPRINTER CHASSIS
DRW BY:	DATE:	REMOVE ALL BURRS AND SHARP EDGES .015 MAX	SIZE SCALE MATERIAL A 1: 1 AS	NOTED
APP'D BY	DATE:		SL 13 LP-2019 SPRINTER PS	
—	—		PAGE: 1 OF 3	DWG NO.: P70203
				REV: —



*Equalizer*

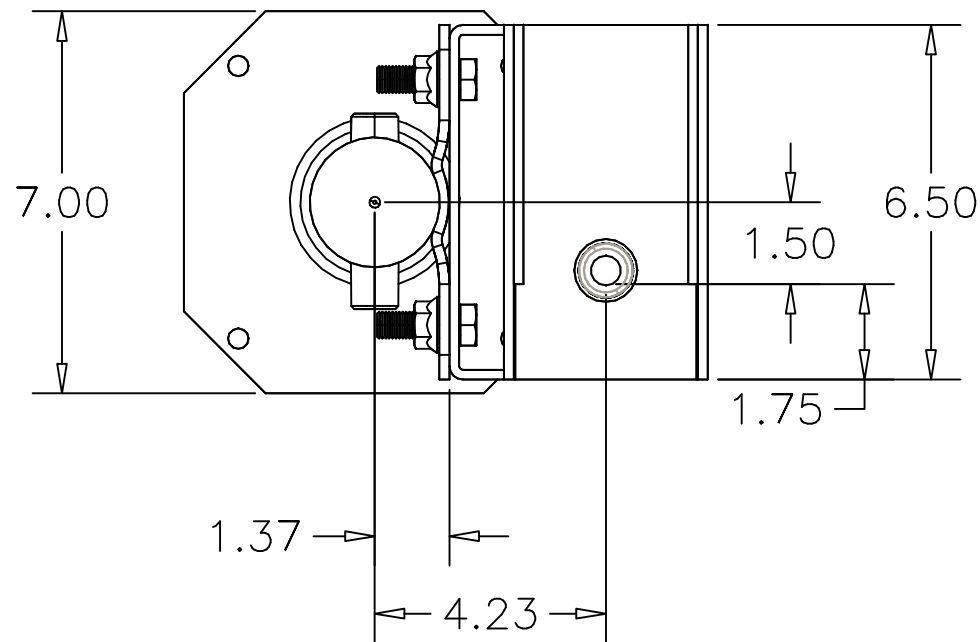
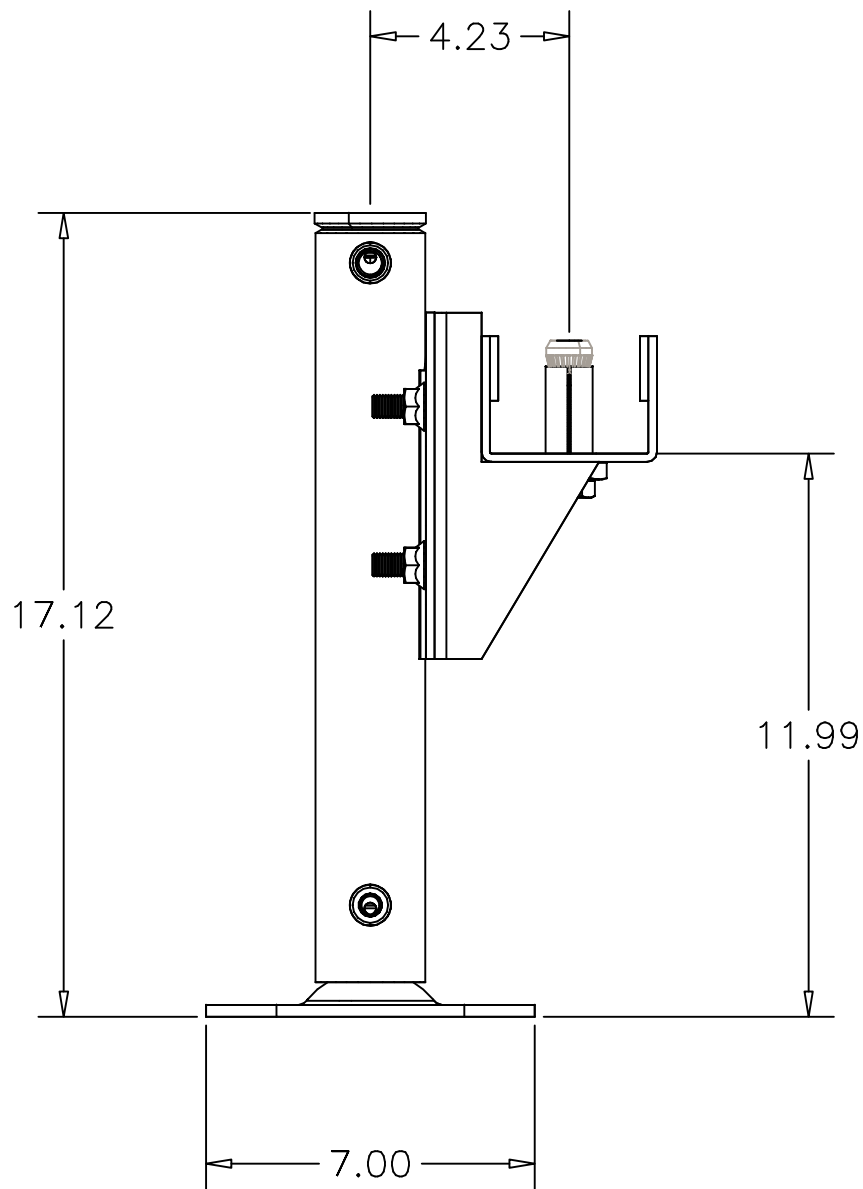
55169 COUNTY ROAD 3  
ELKHART, IN 46515

NOTICE - This drawing, including principles of design, is the property of Days Corporation, Elkhart, Indiana, with the agreement that it is not to be reproduced, copied, or loaned in any manner that may constitute a detriment directly or indirectly to Days Corporation. Acceptance of this will be construed as an agreement of the above.

#	REVISIONS	BY:	DATE:

UNLESS OTHERWISE  
SPECIFIED:  
TOLERANCES:  
.XXX ± 0.010  
.XX ± 0.010  
.X ± 0.030  
ANG. ± 1/2"  
REMOVE ALL BURRS AND  
SHARP EDGES .015 MAX

TITLE SL 13 LEG ASSEMBLIES		USED ON: SPRINTER CHASSIS	
SIZE A	SCALE 1: 1	MATERIAL AS NOTED	
DRW BY: SJ	DATE: 1/22/19	PART NAME: SL 13 LP-2019 SPRINTER PS	
APP'D BY -	DATE: -	PAGE: 2 OF 3	DWG NO.: P70203
			REV: -



*Equalizer*

55169 COUNTY ROAD 3  
ELKHART, IN 46515

#	REVISIONS	BY:	DATE:

NOTICE - This drawing, including principles of design, is the property of Days Corporation, Elkhart, Indiana, with the agreement that it is not to be reproduced, copied, or loaned in any manner that may constitute a detriment directly or indirectly to Days Corporation. Acceptance of this will be construed as an agreement of the above.

UNLESS OTHERWISE  
SPECIFIED:  
TOLERANCES:  
.XXX ± 0.010  
.XX ± 0.010  
.X ± 0.030  
ANG. ± 1/2"  
REMOVE ALL BURRS AND  
SHARP EDGES .015 MAX

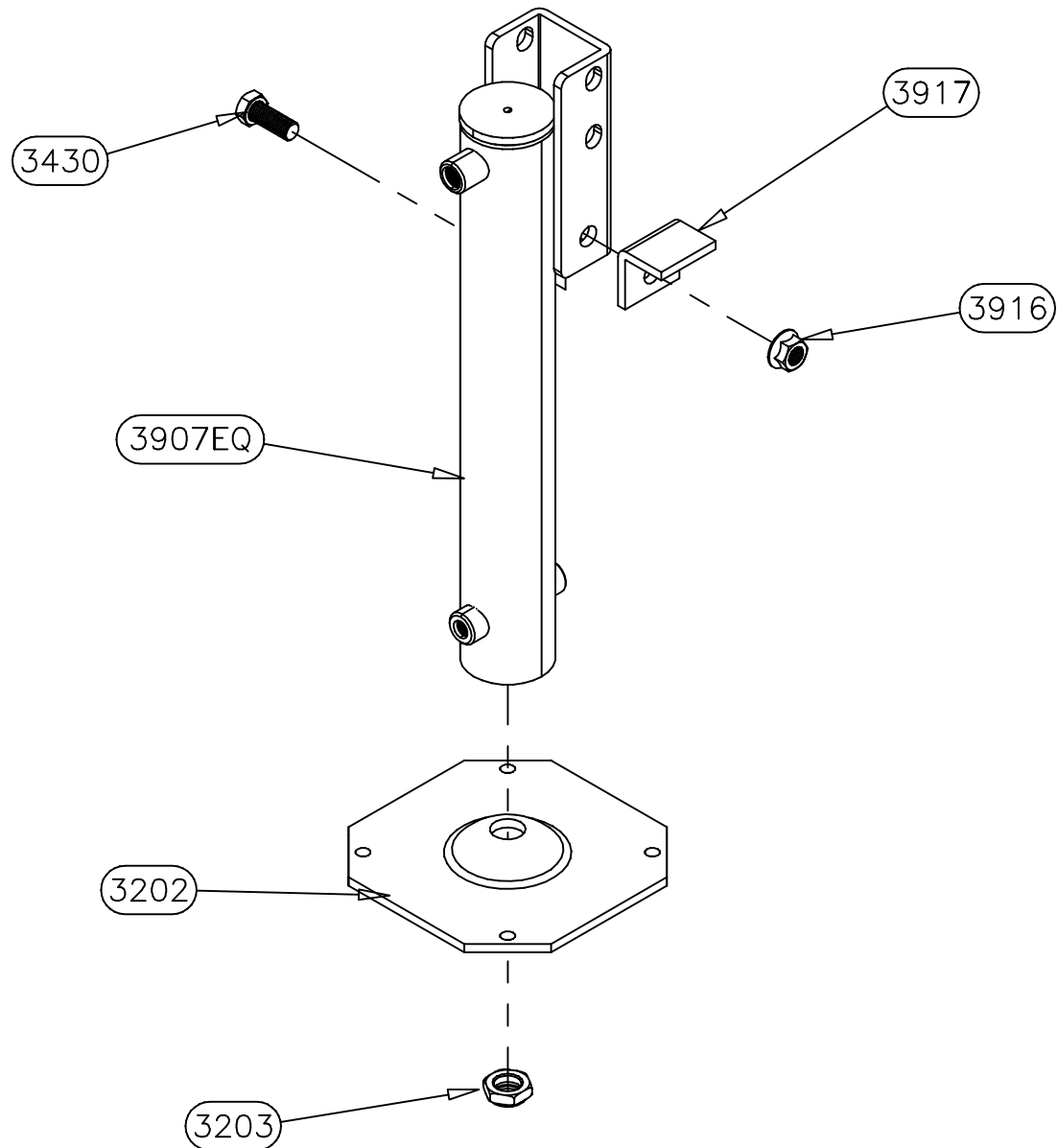
TITLE			USED ON:		
SL 13 LEG ASSEMBLIES			SPRINTER CHASSIS		
SIZE	SCALE	MATERIAL	NOTED		
A	1: 1	AS			
DRW BY:	DATE:	PART NAME:			
SJ	1/22/19	SL 13 LP-2019 SPRINTER PS			
APP'D BY	DATE:	PAGE:	DWG NO.:	REV:	
—	—	3 OF 3	PZ0203	—	

## 70269 PARTS LIST

PART#	DESCRIPTION	QUAN
3202	FOOT-SL 7 X 7	1
3203	NUT-3/4-16 NYLOCK JAM	1
3430	BOLT-1/2-13 X 1 1/4 HHCS GR 5	1
3907EQ	CYLINDER-SL 2 X 13 SP-EQ	1
3916	NUT-1/2-13 SERR FLANGE-GR 8	1
3917	BRACKET-ANGLE 1.5 X 1.75	1

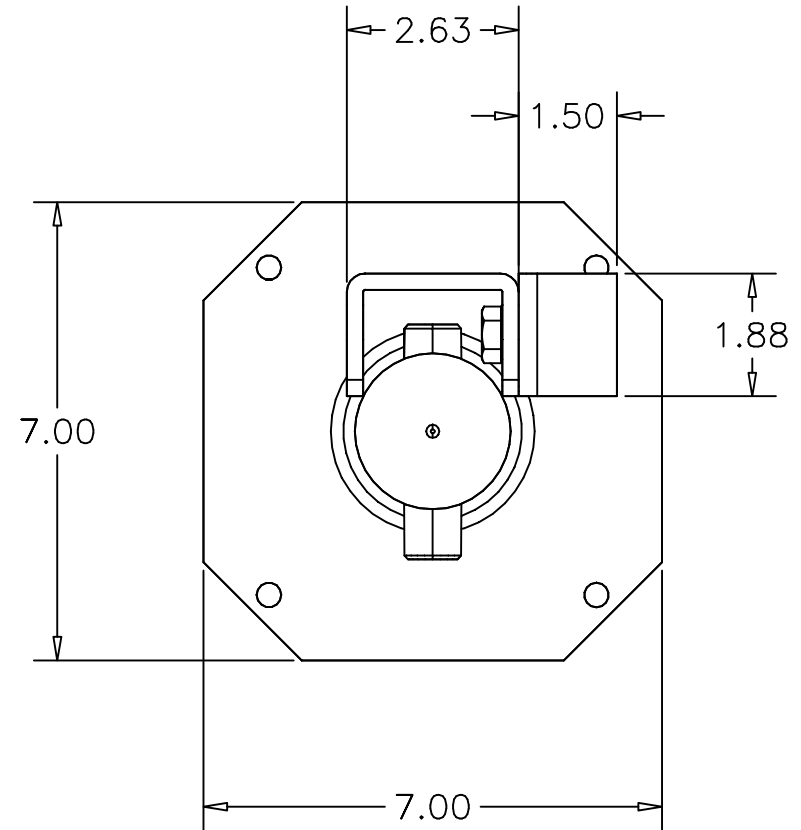
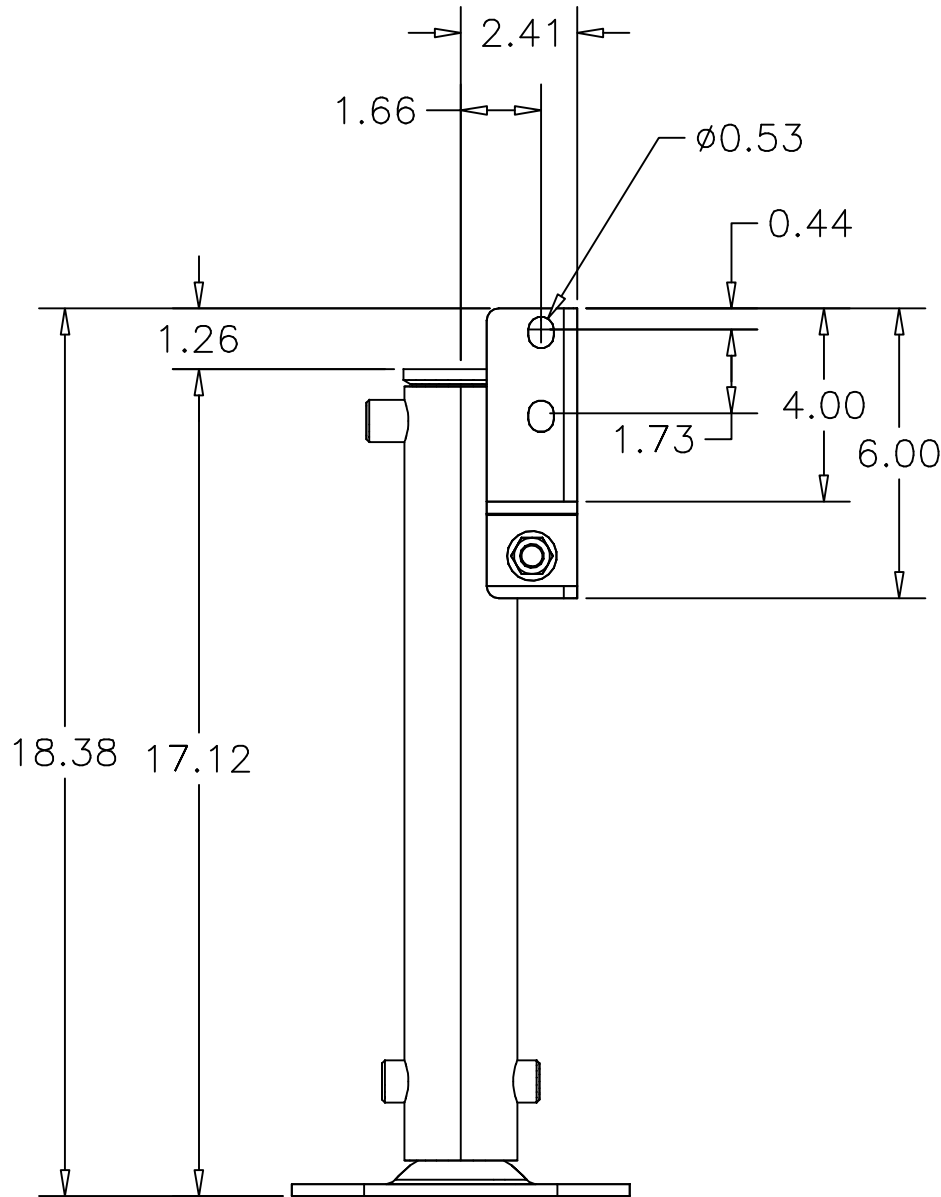
## PARTS SHIPPING LOOSE

PART#	DESCRIPTION	QUAN
3914	BOLT-1/2-13 X 7 1/2 HHCS GR 8	2
3915	WASHER-1/2 SAE GR 8	2
3916	NUT-1/2-13 SERR FLANGE-GR 8	2

*Equalizer*55169 COUNTY ROAD 3  
ELKHART, IN 46515

NOTICE - This drawing, including principles of design, is the property of Days Corporation, Elkhart, Indiana, with the agreement that it is not to be reproduced, copied, or loaned in any manner that may constitute a detriment directly or indirectly to Days Corporation. Acceptance of this will be construed as an agreement of the above.

#	REVISIONS	BY:	DATE:	UNLESS OTHERWISE SPECIFIED:	TITLE	USED ON:
A	Changed 2498 bolt to 3430	SJ	4/14/21	TOLERANCES: .XXX ± 0.010 .XX ± 0.010 .X ± 0.030 ANG. ± 1/2"	SL 13 LEG ASSEMBLY	SPRINTER CHASSIS
				REMOVE ALL BURRS AND SHARP EDGES .015 MAX	SIZE SCALE MATERIAL A 1:1 AS	NOTED
					DRW BY: DATE: SJ 2/14/20	PART NAME: SL 13 SP-DS ASSBLY
					APP'D BY: DATE: - -	PAGE: 1 OF 2 DWG NO.: 70269 REV: A



*Equalizer*

55169 COUNTY ROAD 3  
ELKHART, IN 46515

NOTICE - This drawing, including principles of design, is the property of Days Corporation, Elkhart, Indiana, with the agreement that it is not to be reproduced, copied, or loaned in any manner that may constitute a detriment directly or indirectly to Days Corporation. Acceptance of this will be construed as an agreement of the above.

#	REVISIONS	BY:	DATE:
A	Changed 2498 bolt to 3430	SJ	4/14/21

UNLESS OTHERWISE  
SPECIFIED:  
TOLERANCES:  
.XXX  $\pm$  0.010  
.XX  $\pm$  0.010  
.X  $\pm$  0.030  
ANG.  $\pm$  1/2"  
REMOVE ALL BURRS AND  
SHARP EDGES .015 MAX

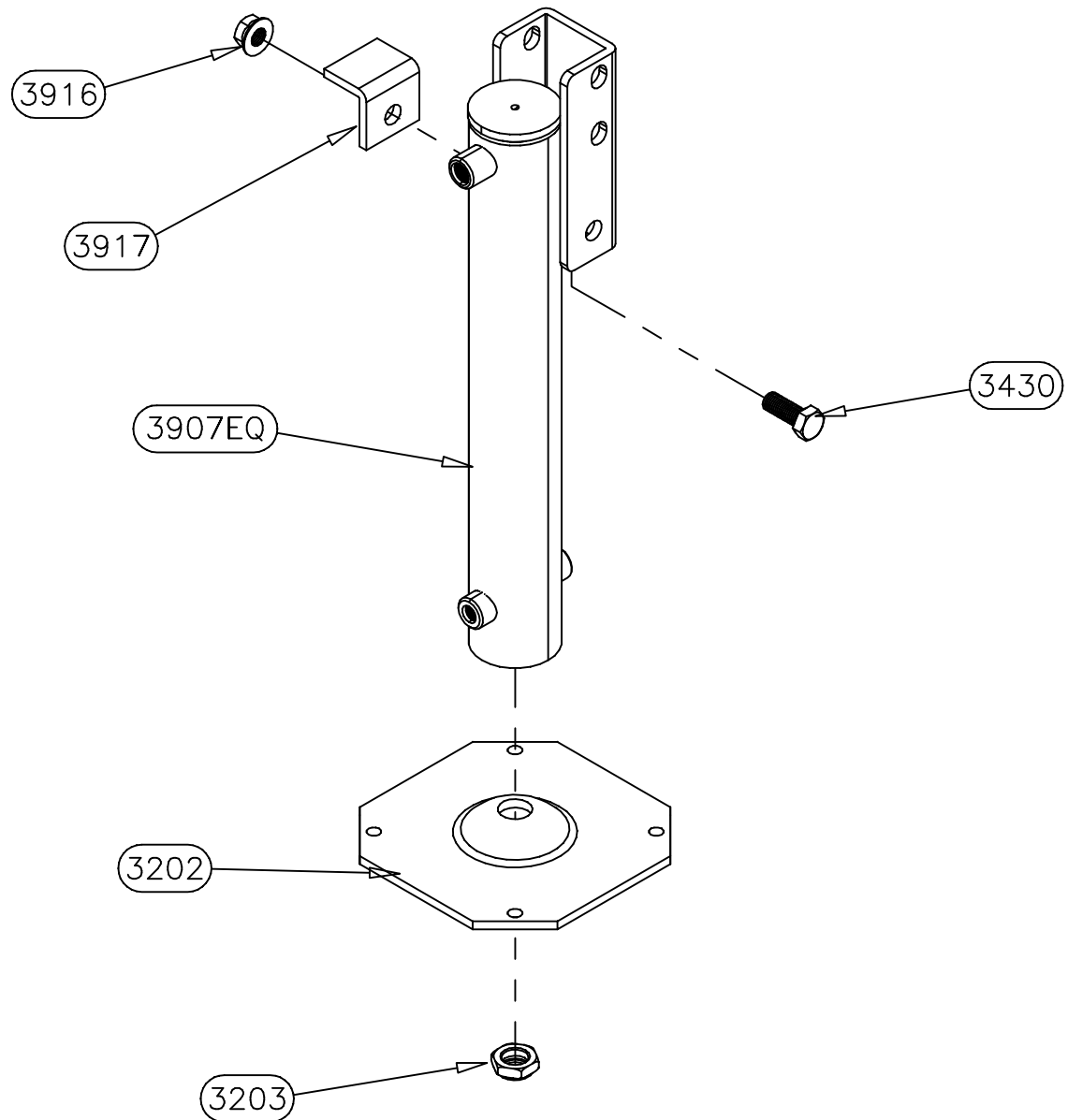
TITLE SL 13 LEG ASSEMBLY			USED ON: SPRINTER CHASSIS		
SIZE A	SCALE 1: 1	MATERIAL AS NOTED			
DRW BY: SJ	DATE: 2/14/20		PART NAME: SL 13 SP-DS ASSBLY		
APP'D BY —	DATE: —		PAGE: 2 OF 2	DWG NO.: 70269	REV: A

## 70270 PARTS LIST

PART#	DESCRIPTION	QUAN
3202	FOOT-SL 7 X 7	1
3203	NUT-3/4-16 NYLOCK JAM	1
3430	BOLT-1/2-13 X 1 1/4 HHCS GR 5	1
3907EQ	CYLINDER-SL 2 X 13 SP-EQ	1
3915	WASHER-1/2 SAE GR 8	1
3917	BRACKET-ANGLE 1.5 X 1.75	1

## PARTS SHIPPING LOOSE

PART#	DESCRIPTION	QUAN
3914	BOLT-1/2-13 X 7 1/2 HHCS GR 8	2
3915	WASHER-1/2 SAE GR 8	2
3916	NUT-1/2-13 SERR FLANGE-GR 8	2

*Equalizer*55169 COUNTY ROAD 3  
ELKHART, IN 46515#  
A

## REVISIONS

Changed 2498 bolt to 3430

BY:  
SJDATE:  
4/14/21

## UNLESS OTHERWISE

SPECIFIED:  
TOLERANCES:  
.XXX ± 0.010  
.XX ± 0.010  
.X ± 0.030  
ANG. ± 1/2"REMOVE ALL BURRS AND  
SHARP EDGES .015 MAX

## TITLE

SL 13 LEG ASSEMBLY

## USED ON:

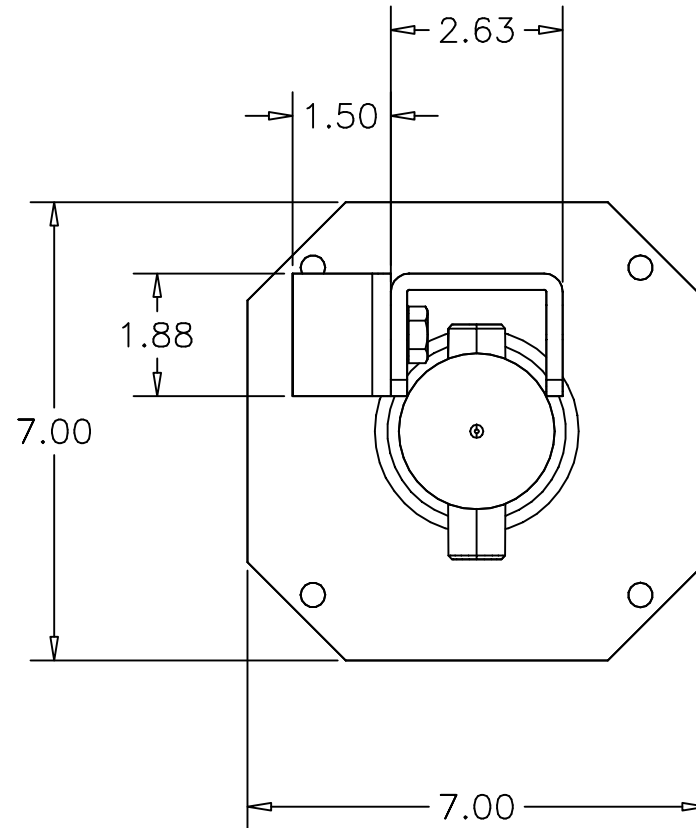
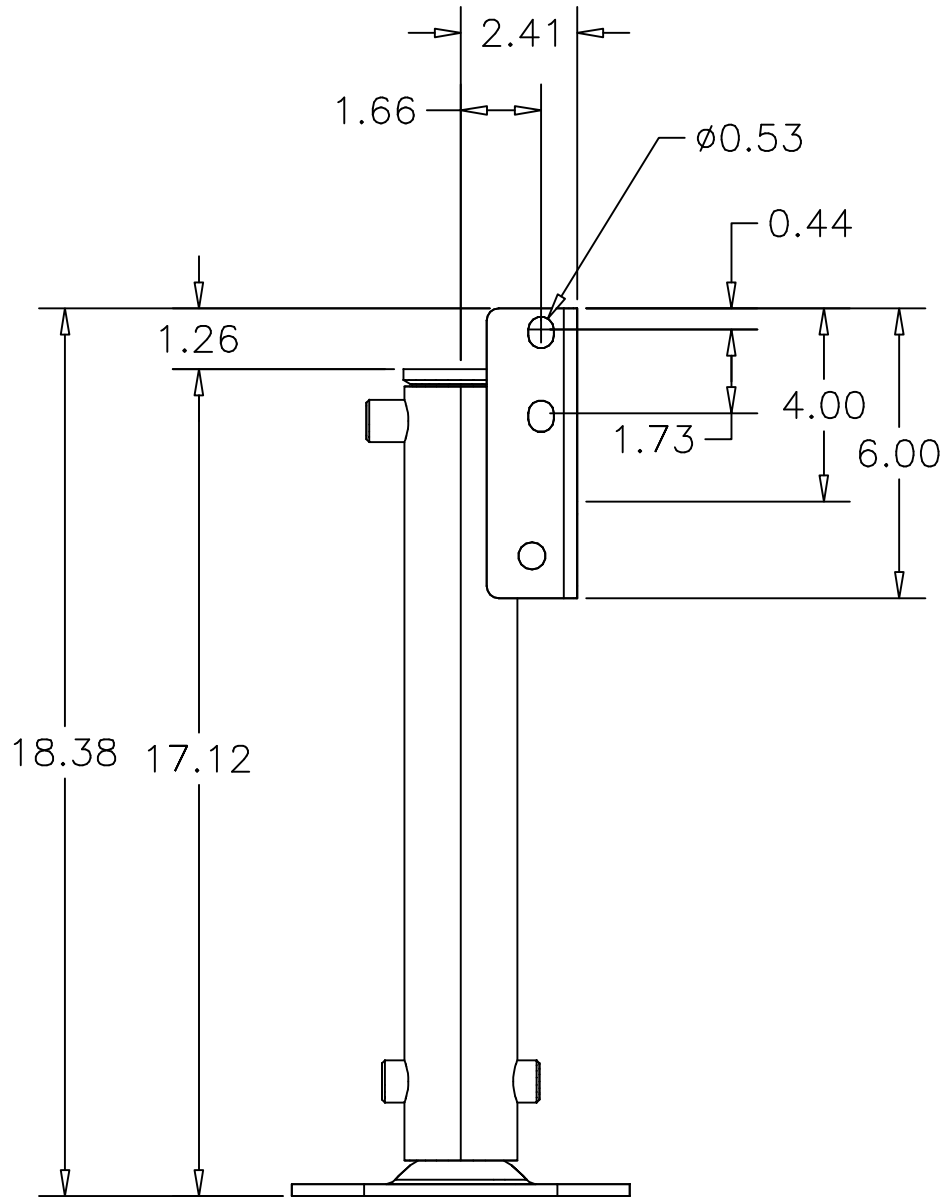
SPRINTER CHASSIS

SIZE SCALE MATERIAL  
A 1:1 AS

NOTED

DRW BY: DATE:  
SJ 2/14/20PART NAME:  
SL 13 SP-PS ASSBLYAPP'D BY DATE:  
- -PAGE: DWG NO.:  
1 OF 2 70270REV:  
A

NOTICE - This drawing, including principles of design, is the property of Days Corporation, Elkhart, Indiana, with the agreement that it is not to be reproduced, copied, or loaned in any manner that may constitute a detriment directly or indirectly to Days Corporation. Acceptance of this will be construed as an agreement of the above.



*Equalizer*

55169 COUNTY ROAD 3  
ELKHART, IN 46515

NOTICE - This drawing, including principles of design, is the property of Days Corporation, Elkhart, Indiana, with the agreement that it is not to be reproduced, copied, or loaned in any manner that may constitute a detriment directly or indirectly to Days Corporation. Acceptance of this will be construed as an agreement of the above.

#	REVISIONS	BY:	DATE:
A	Changed 2498 bolt to 3430	SJ	4/14/21

UNLESS OTHERWISE  
SPECIFIED:  
TOLERANCES:  
.XXX  $\pm 0.010$   
.XX  $\pm 0.010$   
.X  $\pm 0.030$   
ANG.  $\pm 1/2^\circ$   
REMOVE ALL BURRS AND  
SHARP EDGES .015 MAX

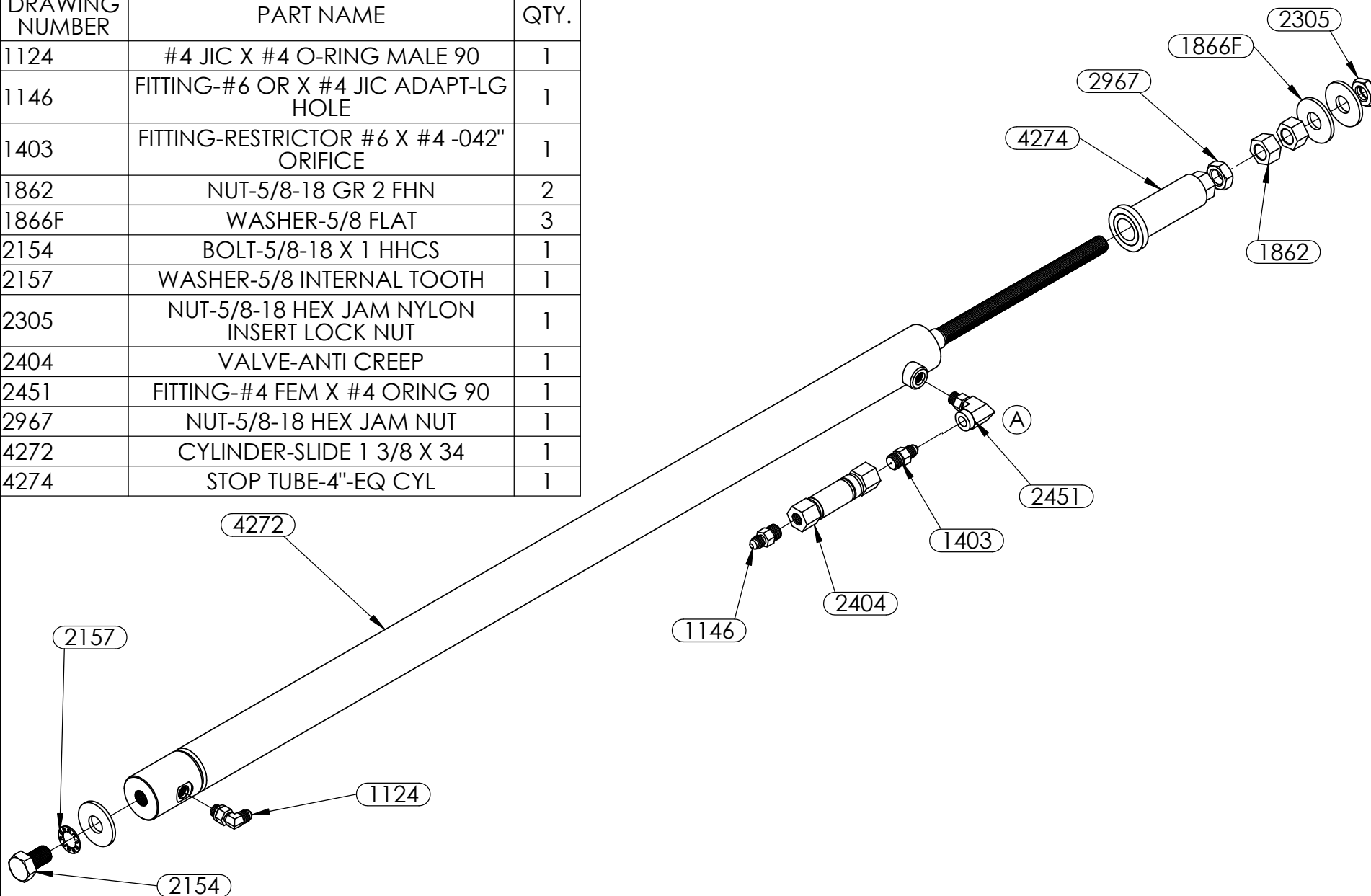
TITLE			USED ON:		
SL 13 LEG ASSEMBLY			SPRINTER CHASSIS		
SIZE	SCALE	MATERIAL			
A	1: 1	AS NOTED			
DRW BY:	DATE:	PART NAME:			
SJ	2/14/20	SL 13 SP-PS ASSBLY			
APP'D BY	DATE:	PAGE:	DWG NO.:		REV:
-	-	2 OF 2	70270		A



2

1

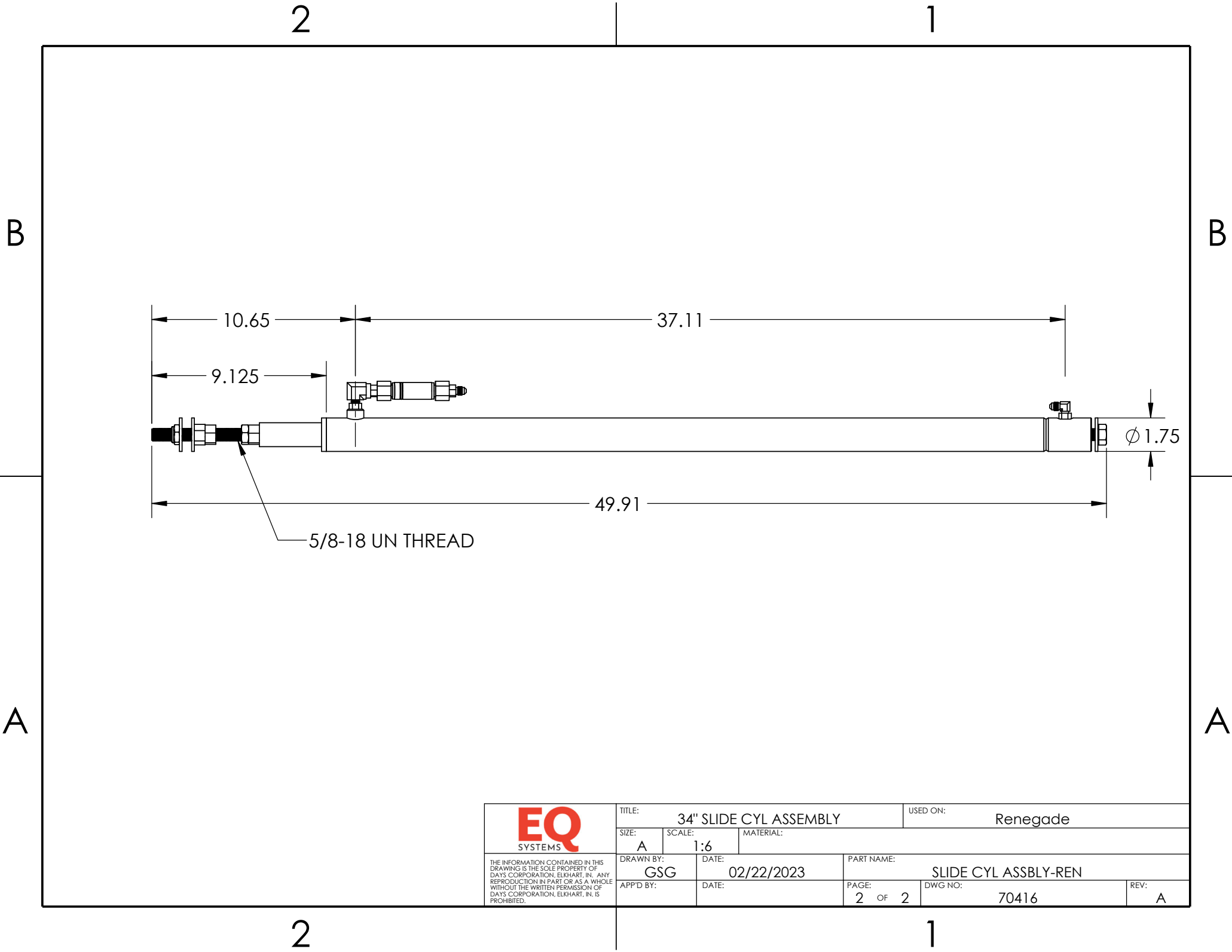
DRAWING NUMBER	PART NAME	QTY.
1124	#4 JIC X #4 O-RING MALE 90	1
1146	FITTING-#6 OR X #4 JIC ADAPT-LG HOLE	1
1403	FITTING-RESTRICTOR #6 X #4 -.042" ORIFICE	1
1862	NUT-5/8-18 GR 2 FHN	2
1866F	WASHER-5/8 FLAT	3
2154	BOLT-5/8-18 X 1 HHCS	1
2157	WASHER-5/8 INTERNAL TOOTH	1
2305	NUT-5/8-18 HEX JAM NYLON INSERT LOCK NUT	1
2404	VALVE-ANTI CREEP	1
2451	FITTING-#4 FEM X #4 ORING 90	1
2967	NUT-5/8-18 HEX JAM NUT	1
4272	CYLINDER-SLIDE 1 3/8 X 34	1
4274	STOP TUBE-4"-EQ CYL	1



REV.	DESCRIPTION	DATE	BY	EQ SYSTEMS	TITLE:	USED ON:
A	ADDED ANTI-CREEP VALVE TO RETRACT SIDE. CHANGED RESTRICTOR FITTING TO 90 ON EXTEND	4/24/2023	GSG		34" SLIDE CYL ASSEMBLY	Renegade
				THE INFORMATION CONTAINED IN THIS DRAWING IS THE SOLE PROPERTY OF DAYS CORPORATION, ELKHART, IN. ANY REPRODUCTION IN PART OR AS A WHOLE WITHOUT THE WRITTEN PERMISSION OF DAYS CORPORATION, ELKHART, IN. IS PROHIBITED.		
				SIZE:	SCALE:	MATERIAL:
				A	1:5	
				DRAWN BY:	DATE:	PART NAME:
				GSG	02/22/2023	SLIDE CYL ASSBLY-REN
				APP'D BY:	DATE:	PAGE:
						1 OF 2
				DWG NO:		REV:
				70416		A

2

1



<div>EQ</div> <div>SYSTEMS</div> <div><small>THE INFORMATION CONTAINED IN THIS DRAWING IS THE SOLE PROPERTY OF DAYS CORPORATION, ELKHART, IN. ANY REPRODUCTION IN PART OR AS A WHOLE WITHOUT THE WRITTEN PERMISSION OF DAYS CORPORATION, ELKHART, IN. IS PROHIBITED.</small></div>	TITLE: 34" SLIDE CYL ASSEMBLY		USED ON: Renegade	
	SIZE: A	SCALE: 1:6	MATERIAL:	
	DRAWN BY: GSG	DATE: 02/22/2023	PART NAME: SLIDE CYL ASSBLY-REN	
	APP'D BY:	DATE:	PAGE: 2 OF 2	DWG NO: 70416
			REV: A	

2

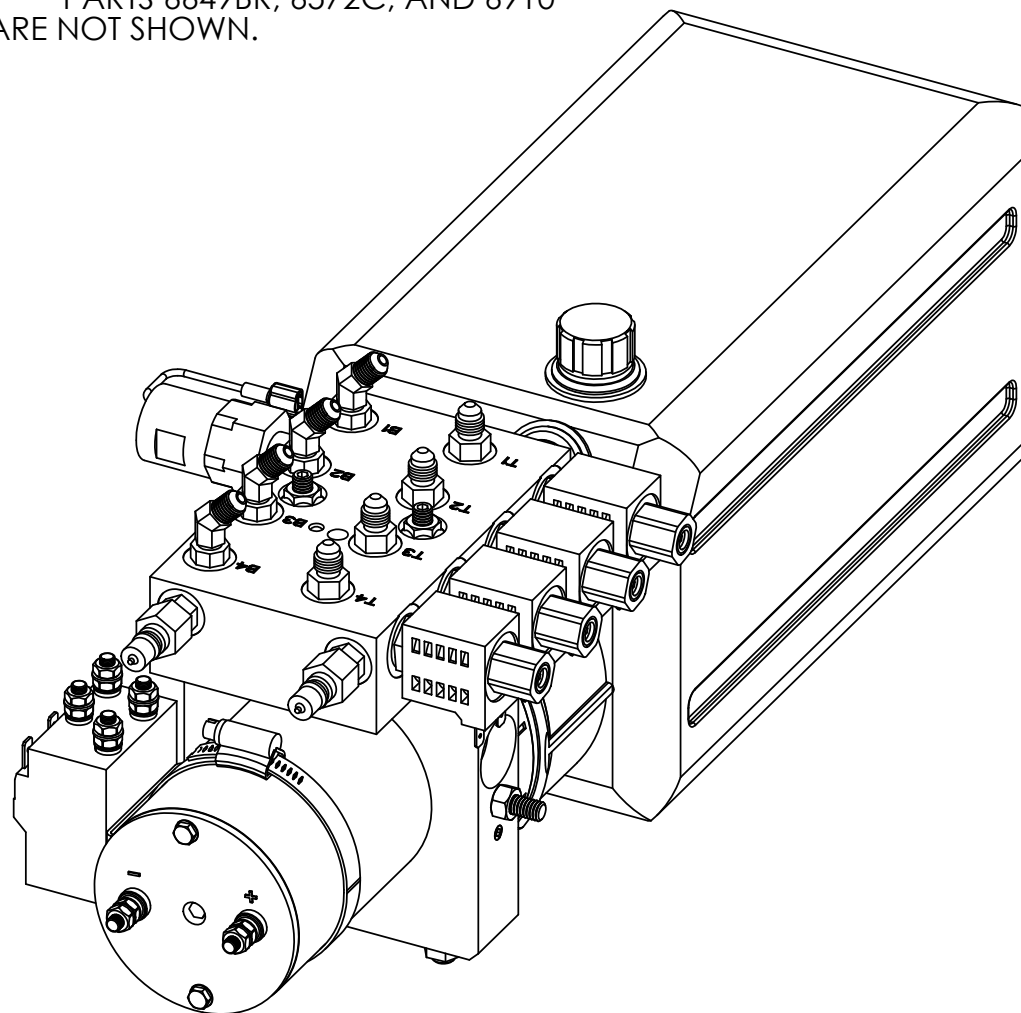
1

DRAWING NUMBER	PART NAME	QTY.
1122	FITTING- #4 OR MALE X #4 JIC	4
1187	SCREW-3/8-16 X 1 1/4 CUP PT SSS	2
1278	NUT-3/8 FLANGE	2
1724	FITTING-#4 JIC X #4 O-RING X 45	4
1735	FITTING-DF04-1/4 DIAG. TIP	2
1900DD	NUT-5/16"-18 FLANGE LOCK	2
1988	SCREW-5/16-18 X 2 3/4 SSS CUP POINT	2
2042	NUT-5/16-18 HEX ZINC	1
2047	SWITCH-PRESSURE SWITCH 1200 PSI-use 2047K	1
2128	PLUG-#4 SOCKET HEAD ORING	2
2417	PLUG-#8 SOCKET HEAD O-RING	1
2542KS	PUMP-BIROT 8 QT-KS	1
2723	MANIFOLD-BIROT 4 FUNC COMPACT-MODEL ONLY	1
3073	VALVE-DELTROL	4
3074	COIL-DELTROL	4
6649BR	HARNESS, 5 FUNC PUMP GROUND LEAD BIROT	1
6572C	HARNES-10" POWER & GROUND FEED CONTACTOR	1
6910	HARNESS, 4 FUNC BIROT 3IN/CONTACTOR	1
2542K	RESERVOIR KIT-2542KS	1
2994	CONTACTOR-REVERSING	1
3330	CAP-FILL-3195KS-3200KS-3201KS	1
3713	MOTOR-2542KS	1

NOTE:

PARTS 2542K, 2994, 3330, & 3713 ARE INCLUDED IN PART 2542KS AS AN ASSEMBLY.

PARTS 6649BR, 6572C, AND 6910 ARE NOT SHOWN.

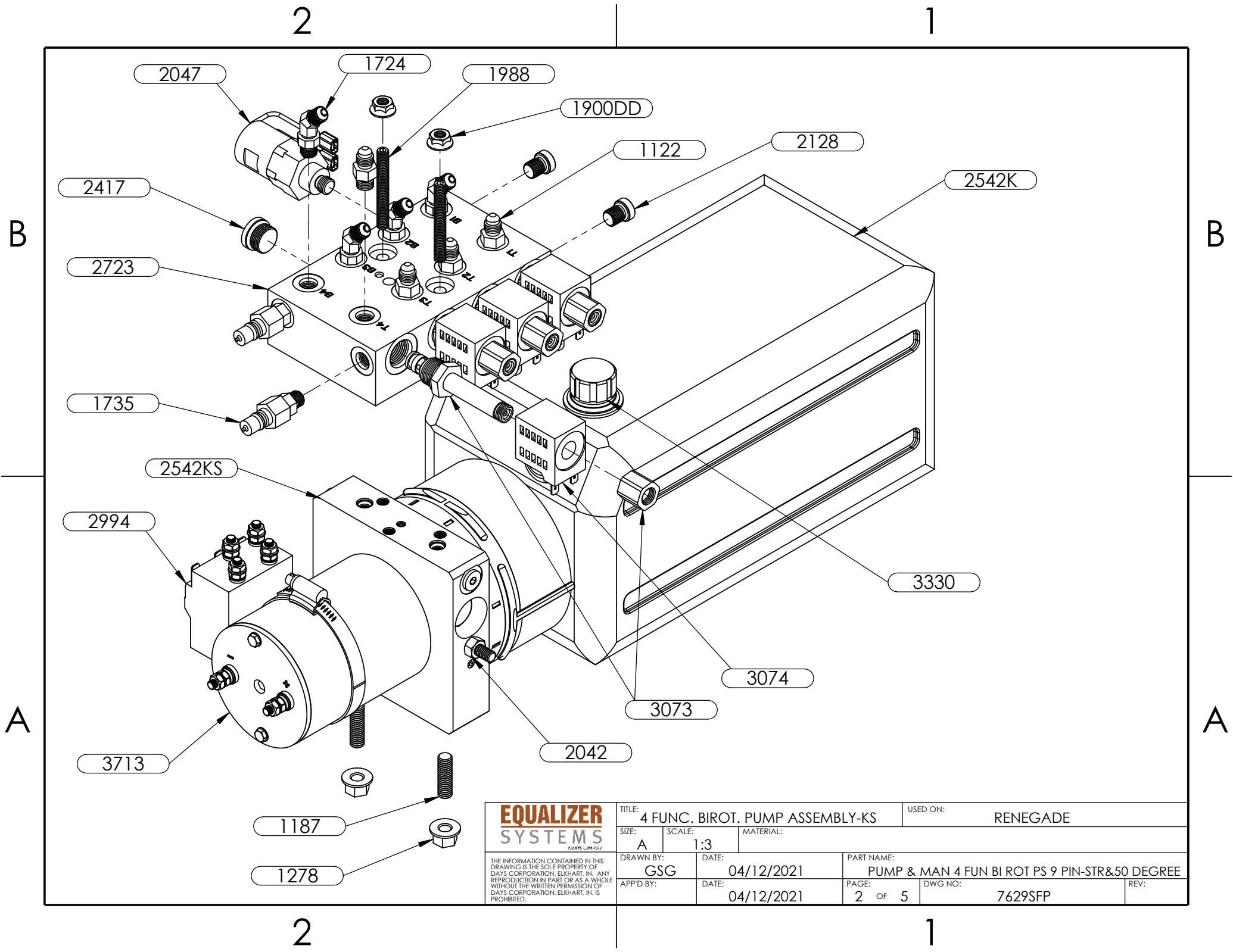


**Warranty authorization must come directly from Equalizer Systems. (800) 846-9659.**

REV.	REVISIONS	DATE:	BY:	<b>EQUALIZER SYSTEMS</b> <small>FLOW CONTROL</small> <small>THE INFORMATION CONTAINED IN THIS DRAWING IS THE SOLE PROPERTY OF DAYS CORPORATION, ELKHART, IN. ANY REPRODUCTION IN PART OR AS A WHOLE WITHOUT THE WRITTEN PERMISSION OF DAYS CORPORATION, ELKHART, IN. IS PROHIBITED.</small>	TITLE: 4 FUNC. BIROT. PUMP ASSEMBLY-KS		USED ON: RENEGADE		
					SIZE: A	SCALE: 1:3	MATERIAL:		
				DRAWN BY: GSG	DATE: 04/12/2021	PART NAME: PUMP & MAN 4 FUN BI ROT PS 9 PIN-STR&50 DEGREE			
				APP'D BY:	DATE: 04/12/2021	PAGE: 1 OF 5	DWG NO: 7629SFP	REV:	

2

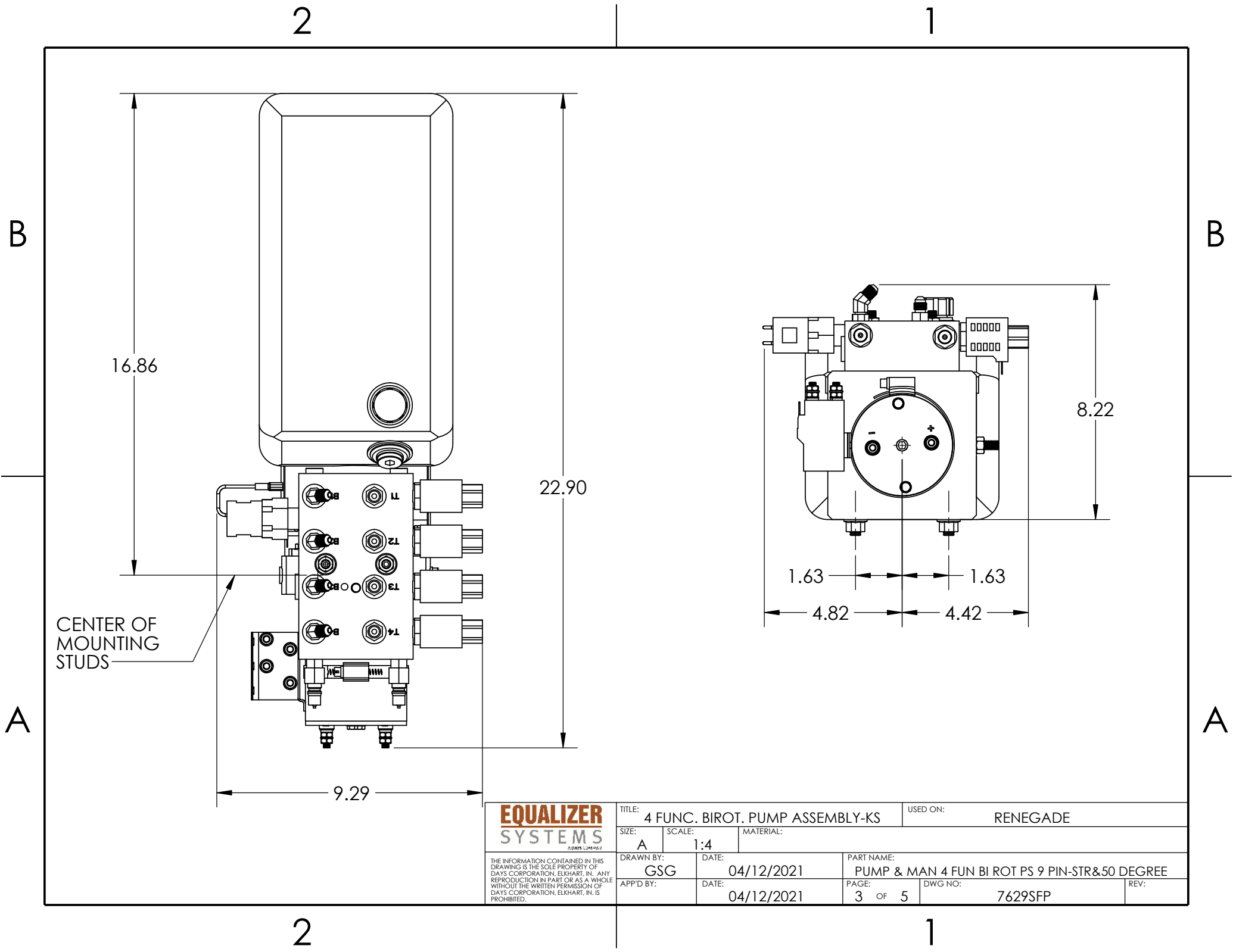
1



**EQUALIZER**  
SYSTEMS  
FLOW CONTROL

THE INFORMATION CONTAINED IN THIS DRAWING IS THE SOLE PROPERTY OF DAYS CORPORATION, ELKHART, IN. ANY REPRODUCTION IN PART OR AS A WHOLE WITHOUT THE WRITTEN PERMISSION OF DAYS CORPORATION, ELKHART, IN. IS PROHIBITED.

TITLE: 4 FUNC. BIROT. PUMP ASSEMBLY-KS			USED ON: RENEGADE		
SIZE: A	SCALE: 1:3	MATERIAL:			
DRAWN BY: GSG		DATE: 04/12/2021		PART NAME: PUMP & MAN 4 FUN BI ROT PS 9 PIN-STR&50 DEGREE	
APP'D BY:		DATE: 04/12/2021		PAGE: 2 OF 5 DWG NO: 7629SFP REV:	



2

1

# HYDRAULIC HOSE CONNECTIONS 7629SFP PUMP

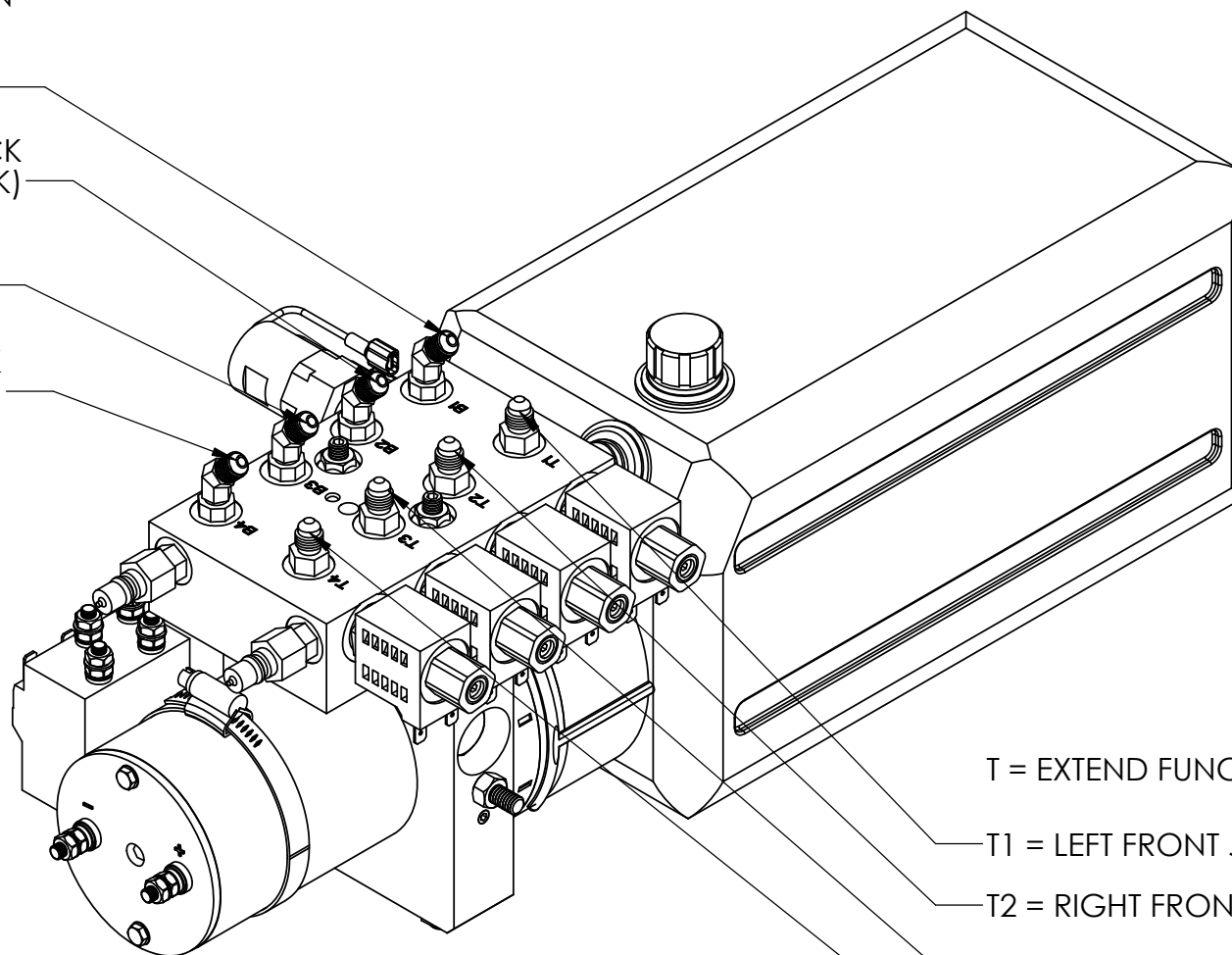
B = RETRACT FUNCTION

B1 = LEFT FRONT JACK  
(BROWN/BLACK)

B2 = RIGHT FRONT JACK  
(WHITE/BLACK)

B3 = LEFT REAR JACK  
(ORANGE/BLACK)

B4 = RIGHT REAR JACK  
(YELLOW/BLACK)



T = EXTEND FUNCTION

T1 = LEFT FRONT JACK (BROWN)

T2 = RIGHT FRONT JACK (WHITE)

T3 = LEFT REAR JACK (ORANGE)

T4 = RIGHT REAR JACK (YELLOW)

**EQUALIZER**  
SYSTEMS  
FLOW CONTROL

THE INFORMATION CONTAINED IN THIS  
DRAWING IS THE SOLE PROPERTY OF  
DAYS CORPORATION, ELKHART, IN. ANY  
REPRODUCTION IN PART OR AS A WHOLE  
WITHOUT THE WRITTEN PERMISSION OF  
DAYS CORPORATION, ELKHART, IN, IS  
PROHIBITED.

TITLE:  
4 FUNC. BIROT. PUMP ASSEMBLY-KS

USED ON:  
RENEGADE

SIZE:  
A

SCALE:  
1:3

MATERIAL:

DRAWN BY:  
GSG

DATE:  
04/12/2021

PART NAME:  
PUMP & MAN 4 FUN BI ROT PS 9 PIN-STR&50 DEGREE

APP'D BY:

DATE:  
04/12/2021

PAGE:  
4 OF 5

DWG NO:  
7629SFP

REV:

2

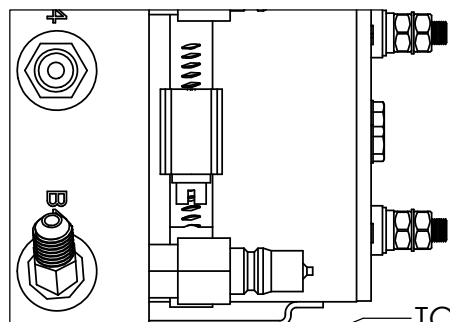
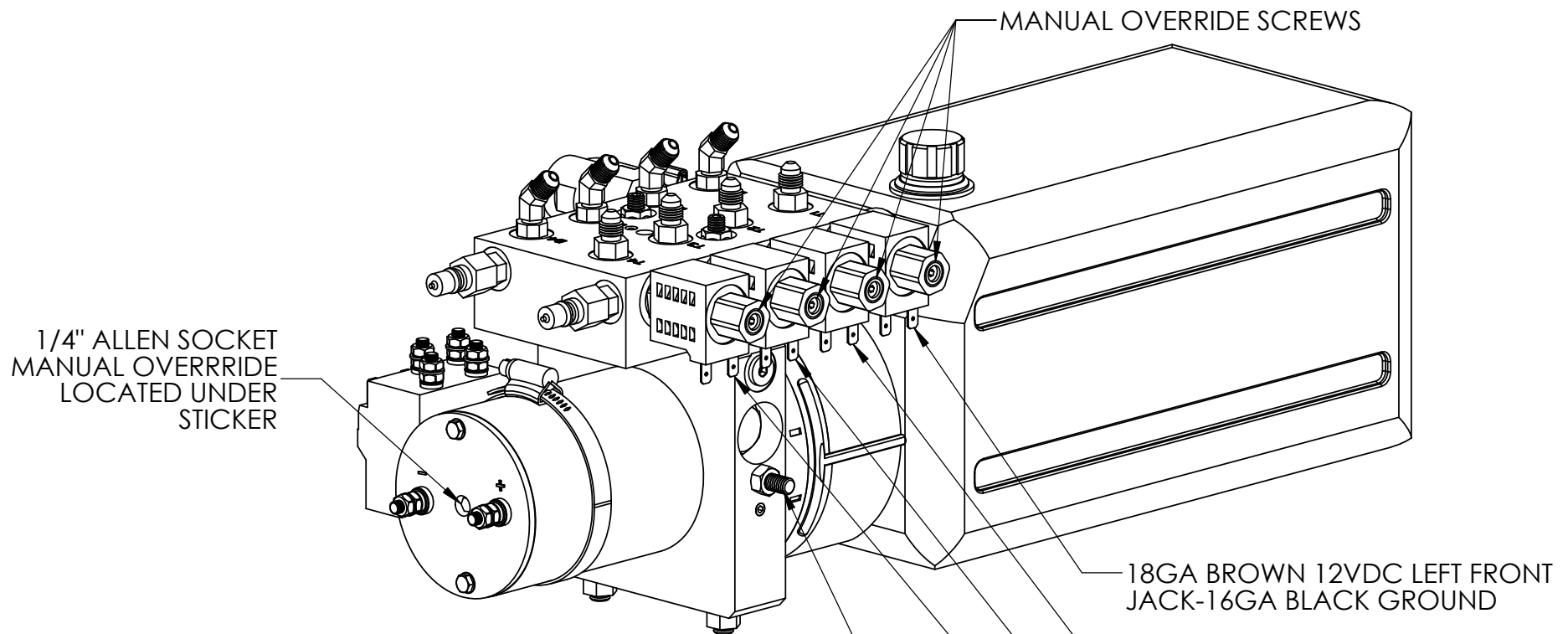
1

2

1

B

B



TO GROUND STUD ON PUMP

12VDC + FROM BATTERY

16 GA BLUE 12VDC EXTEND

16 GA BLACK GROUND

16 GA GREEN 12VDC RETRACT

18GA BROWN 12VDC LEFT FRONT  
JACK-16GA BLACK GROUND18GA WHITE 12VDC RIGHT FRONT  
JACK-16GA BLACK GROUND18GA ORANGE 12VDC LEFT REAR  
JACK-16GA BLACK GROUND18GA YELLOW 12VDC RIGHT REAR  
JACK-16GA BLACK GROUND

GROUND STUD FOR PUMP ASSEMBLY

A

**EQUALIZER**  
**SYSTEMS**  
ALWAYS CONSULT

THE INFORMATION CONTAINED IN THIS  
DRAWING IS THE SOLE PROPERTY OF  
DAYS CORPORATION, ELKHART, IN. ANY  
REPRODUCTION IN PART OR AS A WHOLE  
WITHOUT THE WRITTEN PERMISSION OF  
DAYS CORPORATION, ELKHART, IN. IS  
PROHIBITED.

TITLE: 4 FUNC. BIROT. PUMP ASSEMBLY-KS			USED ON: RENEGADE		
SIZE: A	SCALE: 1:3	MATERIAL:			
DRAWN BY: GSG		DATE: 04/12/2021	PART NAME: PUMP & MAN 4 FUN BI ROT PS 9 PIN-STR&50 DEGREE		
APP'D BY:	DATE: 04/12/2021	PAGE: 5 OF 5	DWG NO: 7629SEP		REV:

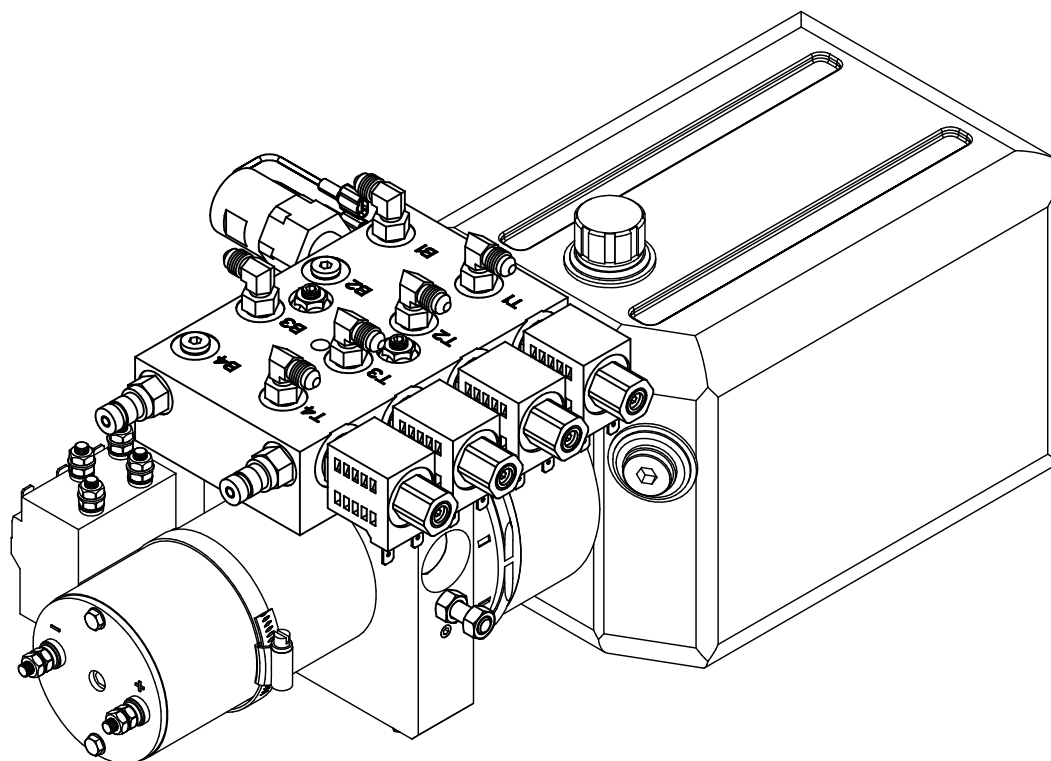
2

1

7948KS PARTS LIST		
PART#	DESCRIPTION	QUAN
1124	FITTING-#4 JIC X #4 OR MALE 90	6
1278	NUT-3/8 FLANGE	2
1735	FITTING-DF04-1/4 DIAG. TIP	2
1900DD	NUT-5/16-18 FLANGE LK REG Z	2
1988	SCREW-5/16-18 X 2 3/4 SOC SET C/P	2
2042	NUT-5/16-18 HEX ZINC	1
2047	SWITCH-PRESSURE SWITCH 1200 PSI	1
2128	PLUG-#4 SOCKET HEAD O-RING	4
2417	PLUG-#8 SOCKET HEAD O-RING	1
2589	SCREW-3/8-16 X 1 1/2 CUP PT SSS	2
2723	MANIFOLD-BIROT 4 FUNC.	1
3073	VALVE-DELTROL	4
3074	COIL-DELTROL	4
3195KS	PUMP-BR-3" -MOTOR-5 QT-KS	1
6572C	HARNESS, 10" POWER AND GROUND FEED CONTACTOR	1
6649BR	HARNESS, 5 FUNC PUMP GROUND LEAD BIROT	1
6910	HARNESS, 4 FUNC BIROT 3IN/CONTACTOR	1
2994	CONTACTOR-REVERSING	1
3329K	RESERVOIR-KIT-3195KS	1
3330	CAP-FILL-3195KS-3200KS-3201KS	1
3332	MOTOR-3195KS-3200KS-3201KS	1

NOTE:

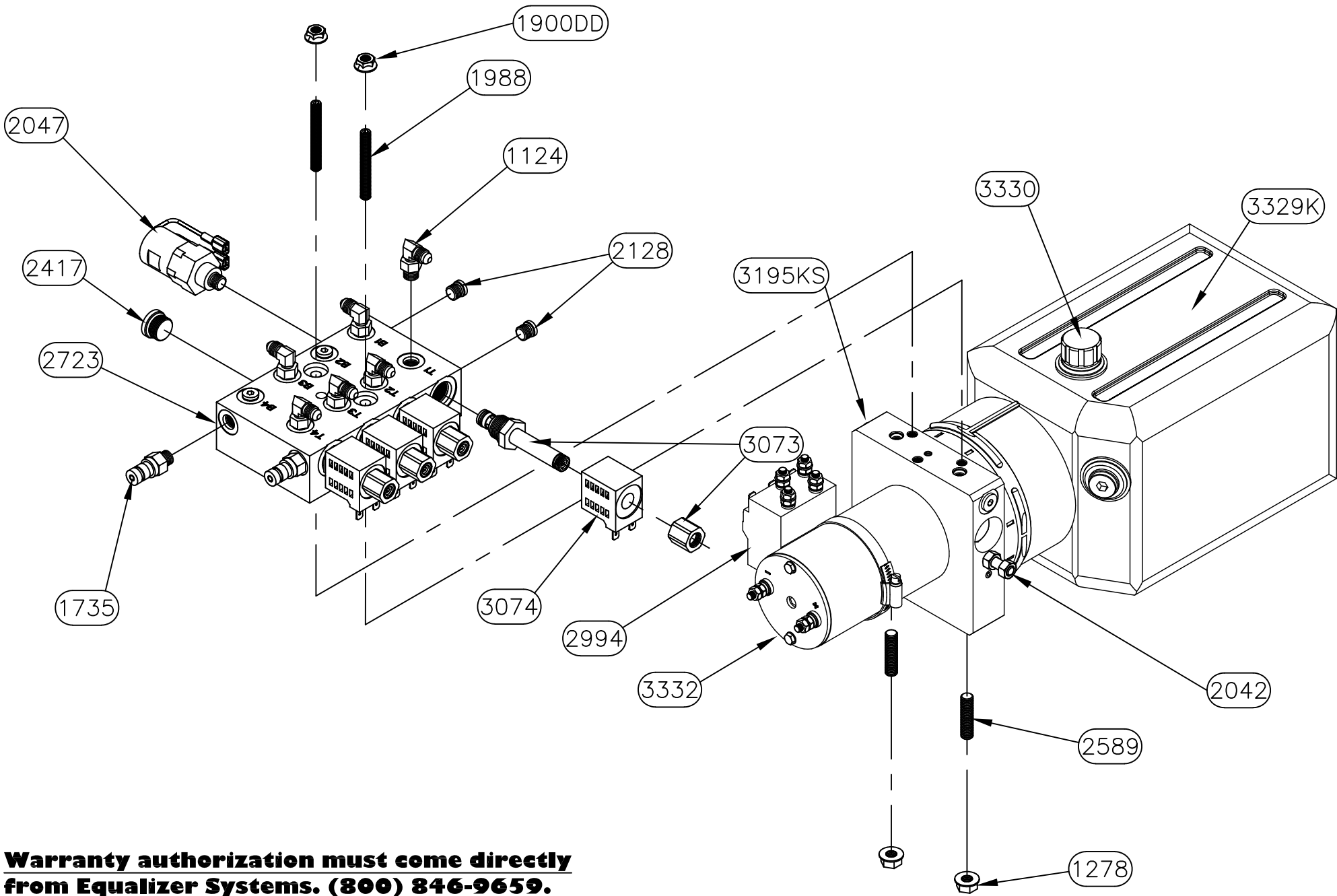
PARTS 2994, 3329K, 3330, & 3332 ARE INCLUDED IN PART 3195KS AS AN ASSEMBLY. THESE NUMBERS WOULD BE USED TO ORDER REPLACEMENT PARTS.  
HARNESSES 6572C, 6649BR, AND 6910 ARE NOT SHOWN.



**Warranty authorization must come directly from Equalizer Systems. (800) 846-9659.**

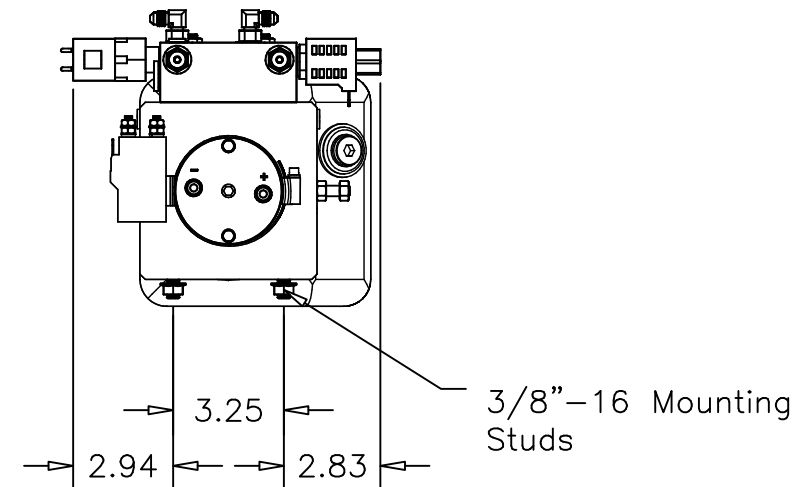
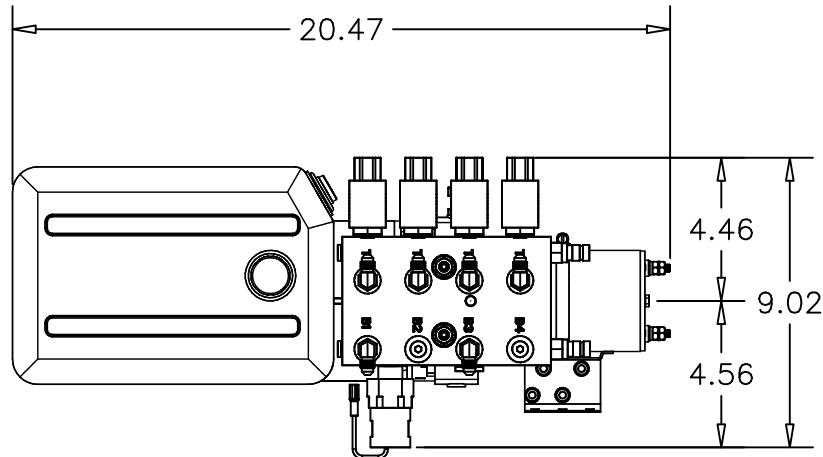
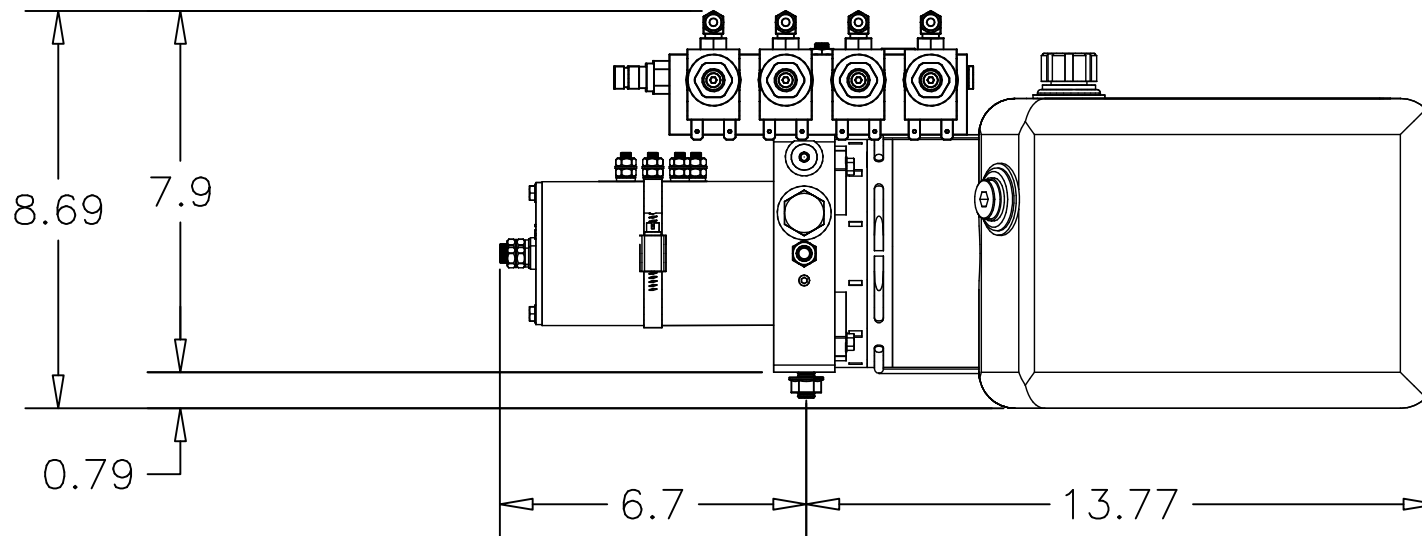
<b>Equalizer</b> 55169 COUNTY ROAD 3 ELKHART, IN 46515	#	REVISIONS	BY:	DATE:	UNLESS OTHERWISE SPECIFIED: TOLERANCES: .XXX ± 0.010 .XX ± 0.010 .X ± 0.030 ANG. ± 1/2" REMOVE ALL BURRS AND SHARP EDGES .015 MAX	TITLE 4 FUNCTION PUMP			USED ON: RENEGADE				
	NOTICE - This drawing, including principles of design, is the property of Days Corporation, Elkhart, Indiana, with the agreement that it is not to be reproduced, copied, or loaned in any manner that may constitute a detriment directly or indirectly to Days Corporation. Acceptance of this will be construed as an agreement of the above.						SIZE A	SCALE 1: 1	MATERIAL 	DRW BY: SJ	DATE: 7/7/22	PART NAME: PUMP & MAN 4 FUNC BIROT-KS	PAGE: 1 OF 3





**Warranty authorization must come directly from Equalizer Systems. (800) 846-9659.**

<i>Equalizer</i> 55169 COUNTY ROAD 3 ELKHART, IN 46515	#	REVISIONS	BY:	DATE:	UNLESS OTHERWISE SPECIFIED: TOLERANCES: .XXX ± 0.010 .XX ± 0.010 .X ± 0.030 ANG. ± 1/2" REMOVE ALL BURRS AND SHARP EDGES .015 MAX	TITLE 4 FUNCTION PUMP		USED ON: RENEGADE			
						SIZE	SCALE	MATERIAL			
						A	1: 1				
						DRW BY:	DATE:	PART NAME:			
						SJ	7/7/22	PUMP & MAN 4 FUNC BIROT-KS			
NOTICE — This drawing, including principles of design, is the property of Days Corporation, Elkhart, Indiana, with the agreement that it is not to be reproduced, copied, or loaned in any manner that may constitute a detriment directly or indirectly to Days Corporation. Acceptance of this will be construed as an agreement of the above.						APP'D BY	DATE:	PAGE:	DWG NO.:	REV:	
						—	—	2 OF 3	P7948KS	—	



**Equalizer**

55169 COUNTY ROAD 3  
ELKHART, IN 46515

#

REVISIONS

BY:

DATE:

UNLESS OTHERWISE

SPECIFIED:

TOLERANCES:

.XXX ± 0.010

.XX ± 0.010

.X ± 0.030

ANG. ± 1/2"

REMOVE ALL BURRS AND  
SHARP EDGES .015 MAX

TITLE

4 FUNCTION PUMP

USED ON:

RENEGADE

SIZE

A

SCALE

1: 1

MATERIAL

DRW BY:

SJ

DATE:

7/7/22

PART NAME:

PUMP & MAN 4 FUNC BIROT-KS

PAGE:

3 OF 3

DWG NO.:

P7948KS

REV:

-

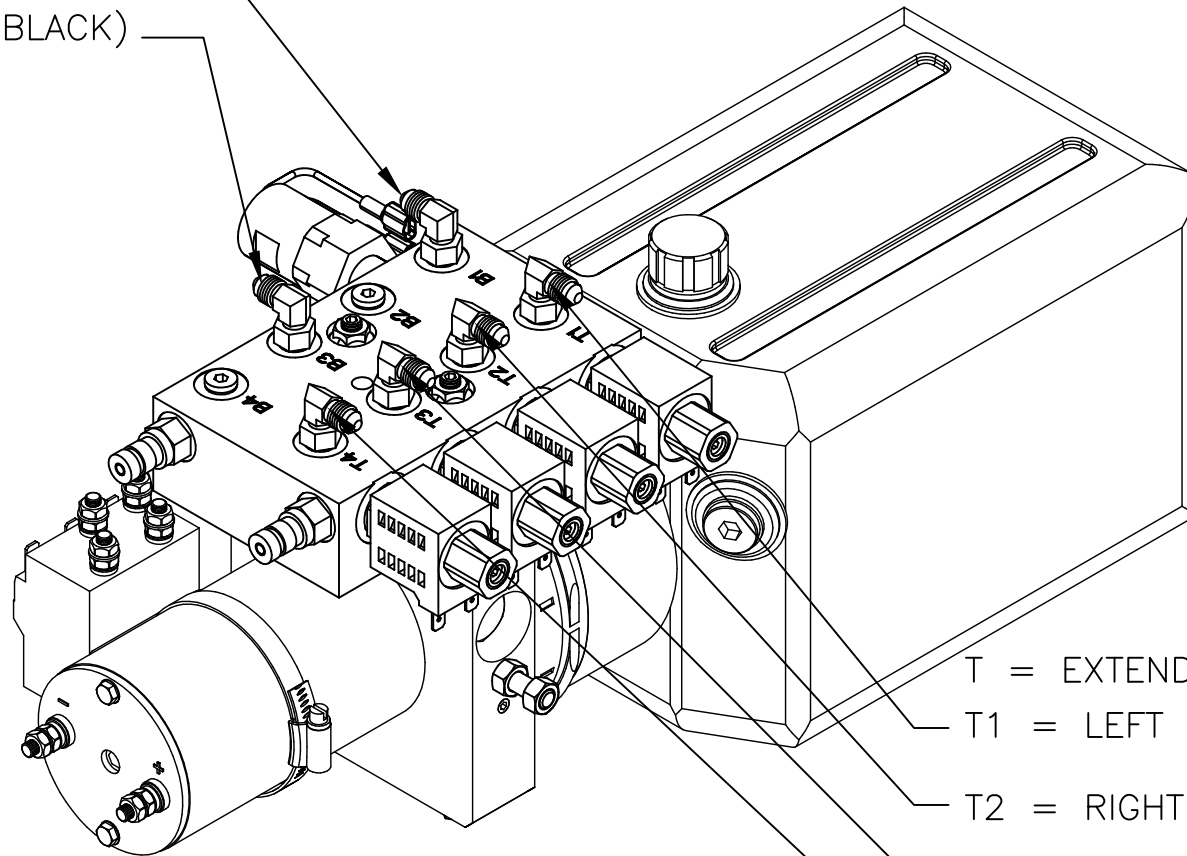
NOTICE - This drawing, including principles of design, is the property of Days Corporation, Elkhart, Indiana, with the agreement that it is not to be reproduced, copied, or loaned in any manner that may constitute a detriment directly or indirectly to Days Corporation. Acceptance of this will be construed as an agreement of the above.

# HYDRAULIC HOSE CONNECTIONS 7948KS PUMP

B = RETRACT FUNCTION

B1 = LEFT FRONT JACK  
(BROWN/BLACK)

B3 = LEFT REAR JACK  
(ORANGE/BLACK)



T = EXTEND FUNCTION

T1 = LEFT FRONT JACK (BROWN)

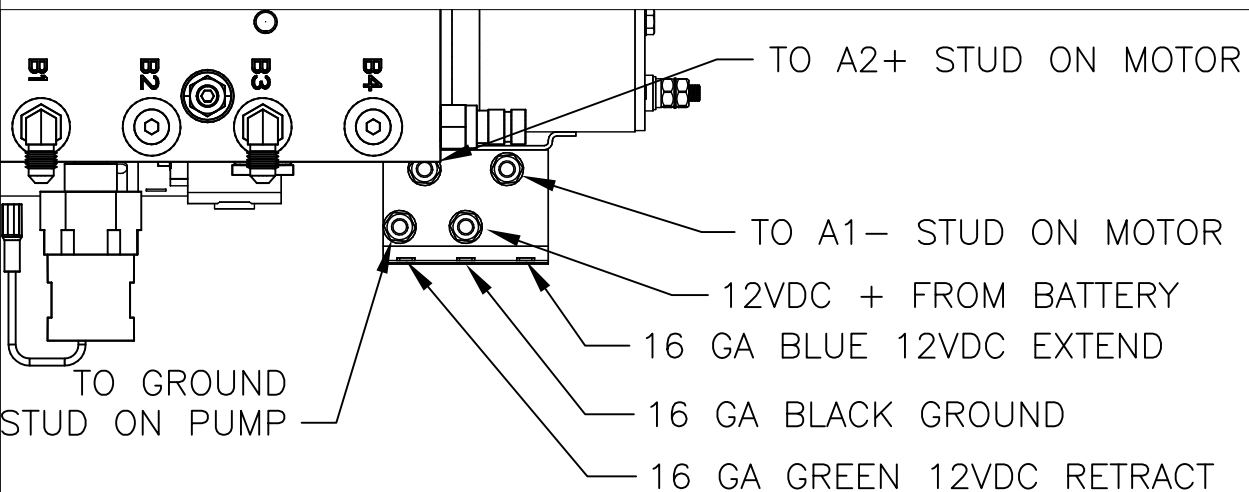
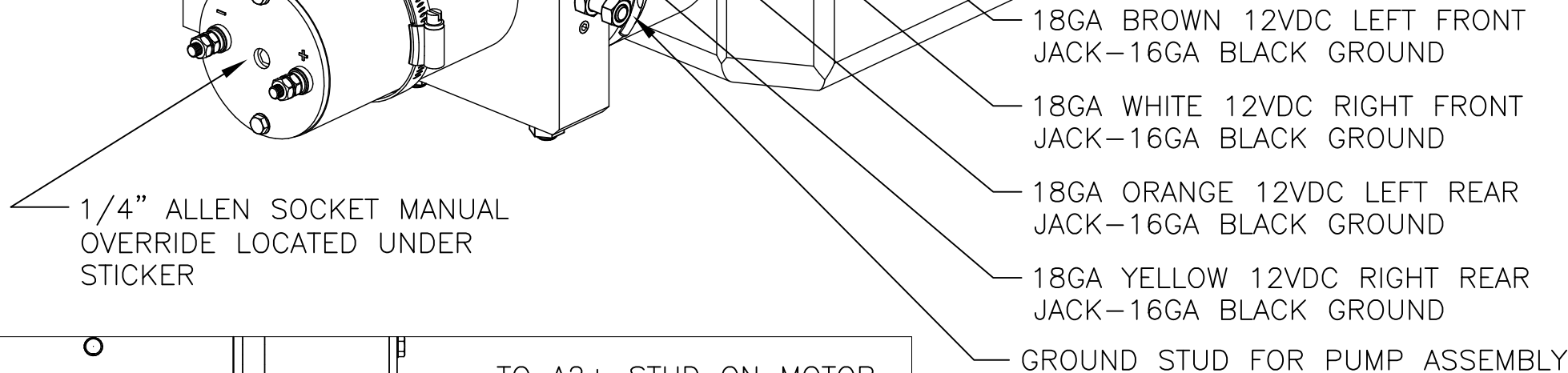
T2 = RIGHT FRONT JACK (WHITE)

T3 = LEFT REAR JACK (ORANGE)

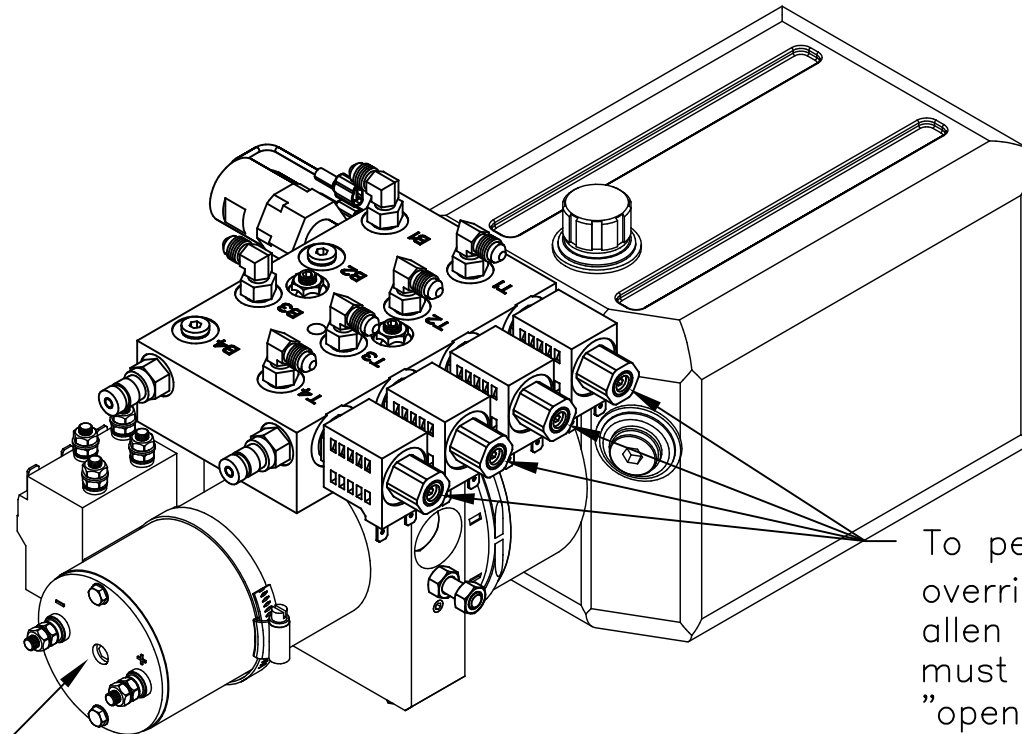
T4 = RIGHT REAR JACK (YELLOW)

# 7948KS PUMP WIRING

MANUAL OVERRIDE SCREWS



## Small Bi-Rotational Pump Assembly



Manual override screw, 1/4" allen head, is under this sticker. Using a 2000 rpm minimum drill, retract jacks by turning counter clockwise. To extend, turn screw clockwise.

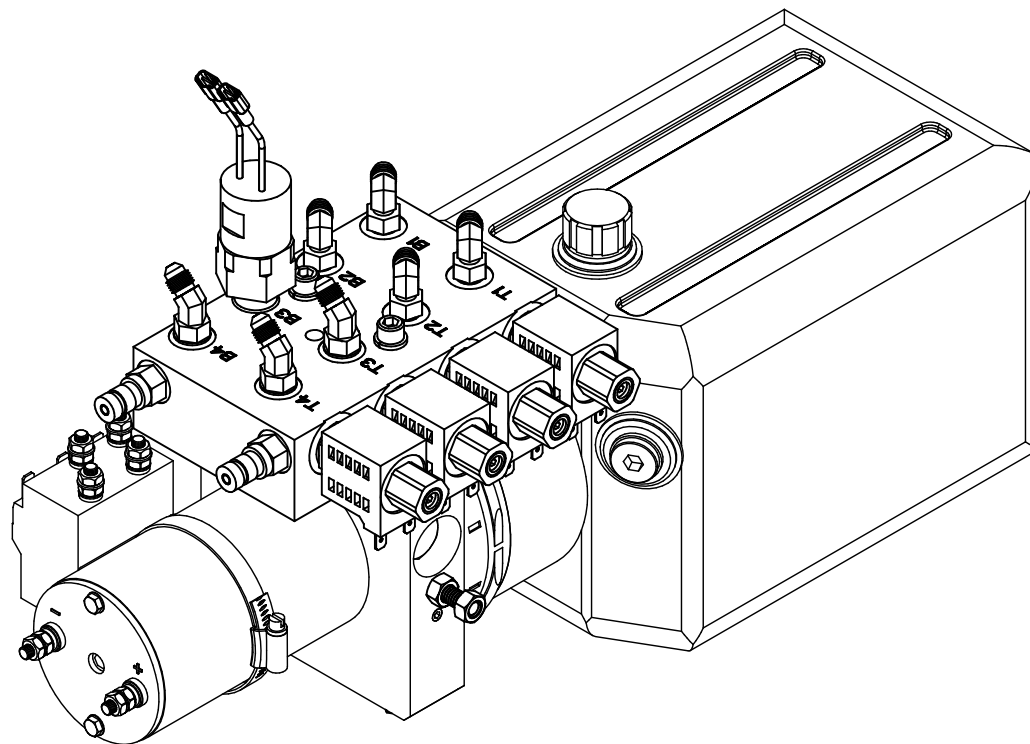
To perform the manual override procedure, using a  $\frac{1}{8}$ " allen wrench, all set screws must be turned clockwise "open" until they are snug. Once all levelers are retracted, turn all valve screws counter clockwise "closed" until snug.

## 7982KS PARTS LIST

PART#	DESCRIPTION	QUAN
1124	FITTING-#4 JIC X #4 OR MALE 90	4
1187	SCREW-3/8-16 X 1 1/4 CUP PT SSS	2
1278	NUT-3/8 FLANGE	2
1724	FITTING-#4 JIC X #4 OR MALE 45	3
1735	FITTING-DF04-1/4 DIAG. TIP	2
2042	NUT-5/16-18 HEX ZINC	1
2047	SWITCH-PRESSURE SWITCH 1200 PSI	1
2108	WASHER-5/16 LOCK	2
2128	PLUG-#4 SOCKET HEAD O-RING	3
2417	PLUG-#8 SOCKET HEAD O-RING	1
2723	MANIFOLD-BIROT 4 FUNC.	1
3073	VALVE-DELTROL	4
3074	COIL-DELTROL	4
3195KS	PUMP-BR-3" MOTOR-5 QT-KS	1
3268	BOLT-5/16-18 X 2 1/4 SHCS Z	2
6572C	HARNESS, 10" POWER AND GROUND FEED CONTACTOR	1
6649BR	HARNESS, 5 FUNC PUMP GROUND LEAD BIROT	1
6910	HARNESS, 4 FUNC BIROT 3IN/CONTACTOR	1
2994	CONTACTOR-REVERSING	1
3329K	RESERVOIR KIT-3195KS	1
3330	CAP-FILL-3195KS-3200KS-3201KS	1
3332	MOTOR-3195KS-3200KS-3201KS	1

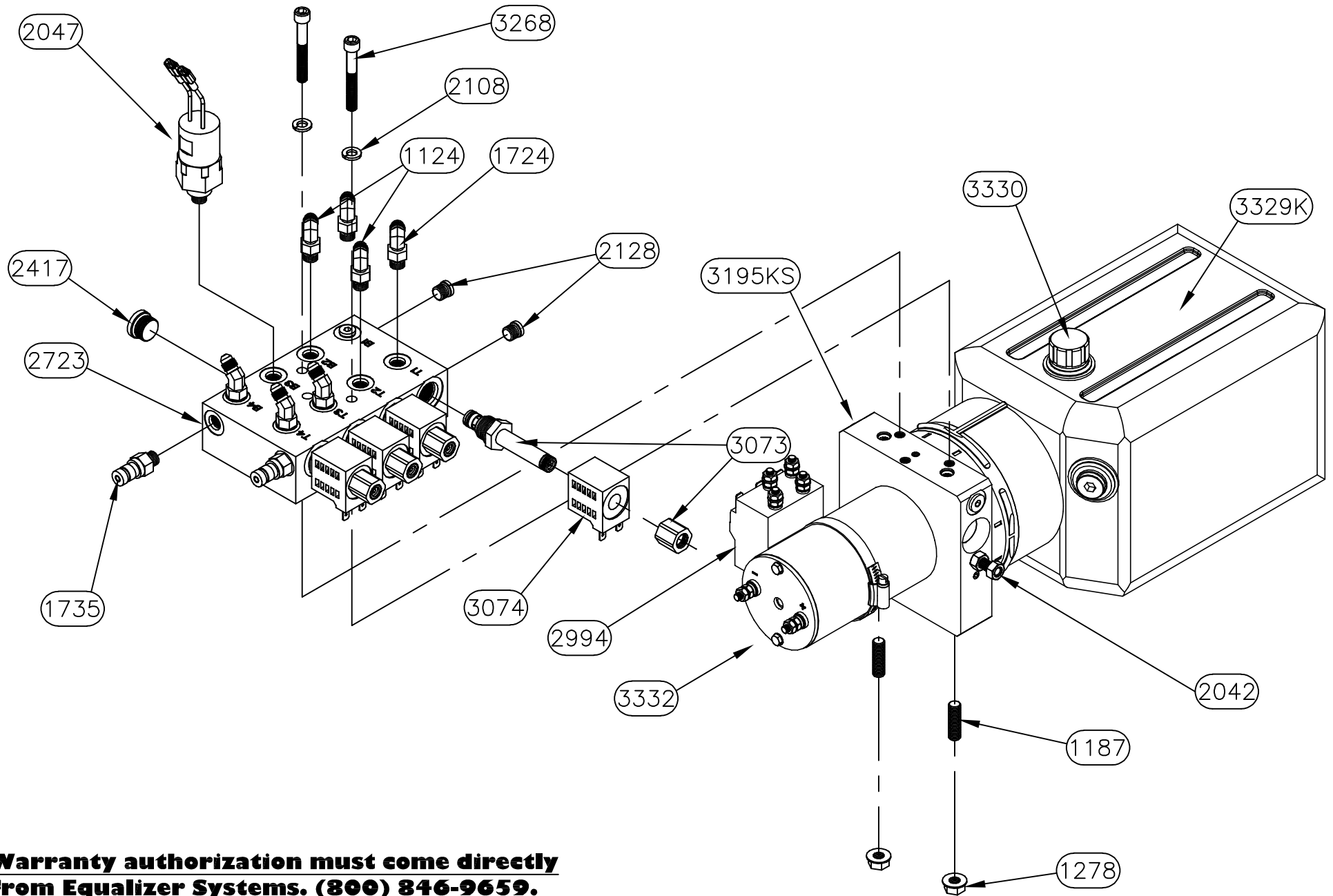
## NOTE:

PARTS 2994, 3329K, 3330, & 3332 ARE INCLUDED IN PART 3195KS AS AN ASSEMBLY & THESE NUMBERS WOULD BE USED TO ORDER REPLACEMENT PARTS. PARTS 6572C, 6649BR, & 6910 ARE NOT SHOWN



**Warranty authorization must come directly from Equalizer Systems. (800) 846-9659.**

<b>Equalizer</b> 55169 COUNTY ROAD 3 ELKHART, IN 46515  NOTICE - This drawing, including principles of design, is the property of Days Corporation, Elkhart, Indiana, with the agreement that it is not to be reproduced, copied, or loaned in any manner that may constitute a detriment directly or indirectly to Days Corporation. Acceptance of this will be construed as an agreement of the above.	#	REVISIONS	BY:	DATE:	UNLESS OTHERWISE SPECIFIED: TOLERANCES: .XXX ± 0.010 .XX ± 0.010 .X ± 0.030 ANG. ± 1/2" REMOVE ALL BURRS AND SHARP EDGES .015 MAX	TITLE 4 FUNCTION PUMP	USED ON: SPRINTER
					SIZE A	SCALE 1:1	MATERIAL
					DRW BY: SJ	DATE: 1/4/18	PART NAME: PUMP & MAN 4 FUNC BIROT 3 IN
					APP'D BY -	DATE: -	PAGE: 1 OF 2
							DWG NO.: P7982KS
							REV: -



**Warranty authorization must come directly from Equalizer Systems. (800) 846-9659.**

*Equalizer*

55169 COUNTY ROAD 3  
ELKHART, IN 46515

NOTICE - This drawing, including principles of design, is the property of Days Corporation, Elkhart, Indiana, with the agreement that it is not to be reproduced, copied, or loaned in any manner that may constitute a detriment directly or indirectly to Days Corporation. Acceptance of this will be construed as an agreement of the above.

#	REVISIONS	BY:	DATE:

UNLESS OTHERWISE SPECIFIED: TOLERANCES: .XXX ± 0.010 .XX ± 0.010 .X ± 0.030 ANG. ± 1/2"			TITLE 4 FUNCTION PUMP		USED ON: SPRINTER	
REMOVE ALL BURRS AND SHARP EDGES .015 MAX			SIZE A	SCALE 1:1	MATERIAL	
DRW BY: SJ			DATE: 1/4/18		PART NAME: PUMP & MAN 4 FUNC BIROT 3 IN	
APP'D BY -			DATE: -		PAGE: 2 OF 2	DWG NO.: P7982KS
					REV:	-

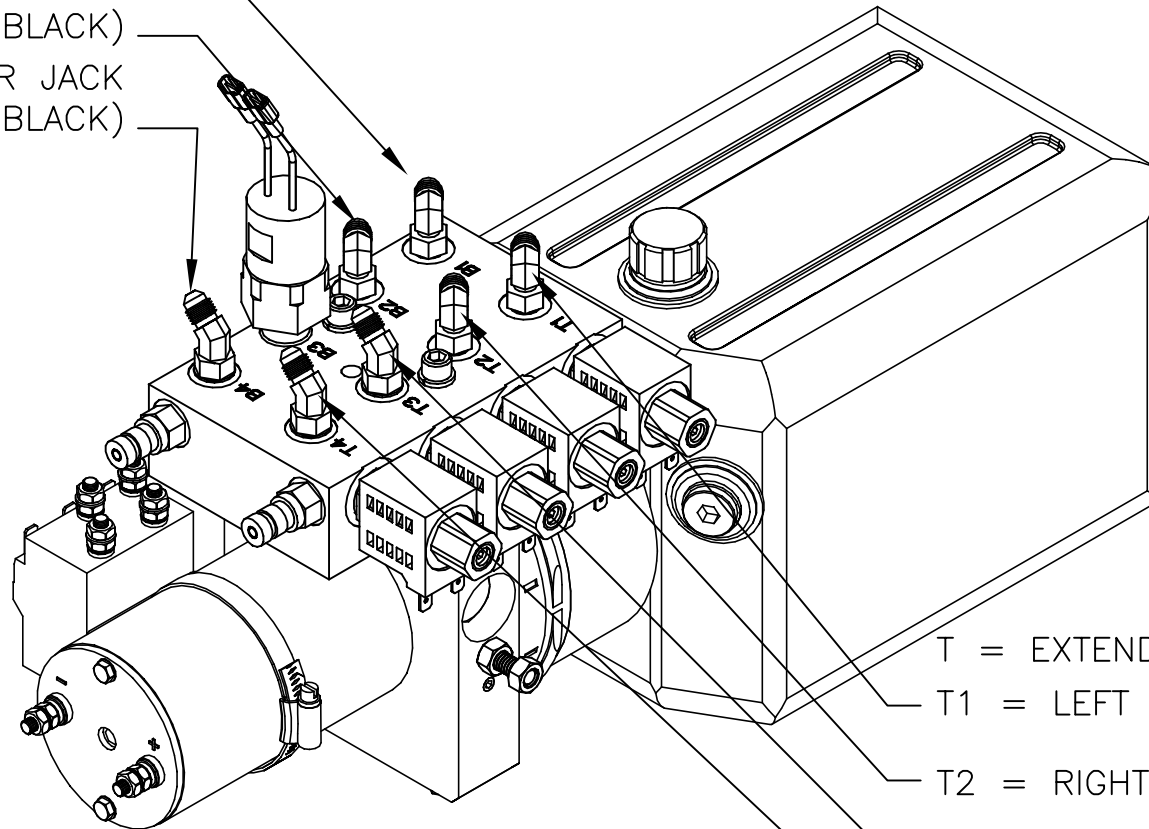
# HYDRAULIC HOSE CONNECTIONS 7982KS PUMP

B = RETRACT FUNCTION

B1 = LEFT FRONT JACK  
(BROWN/BLACK)

B2 = RIGHT FRONT JACK  
(WHITE/BLACK)

B4 = RIGHT REAR JACK  
(YELLOW/BLACK)



T = EXTEND FUNCTION

T1 = LEFT FRONT JACK (BROWN)

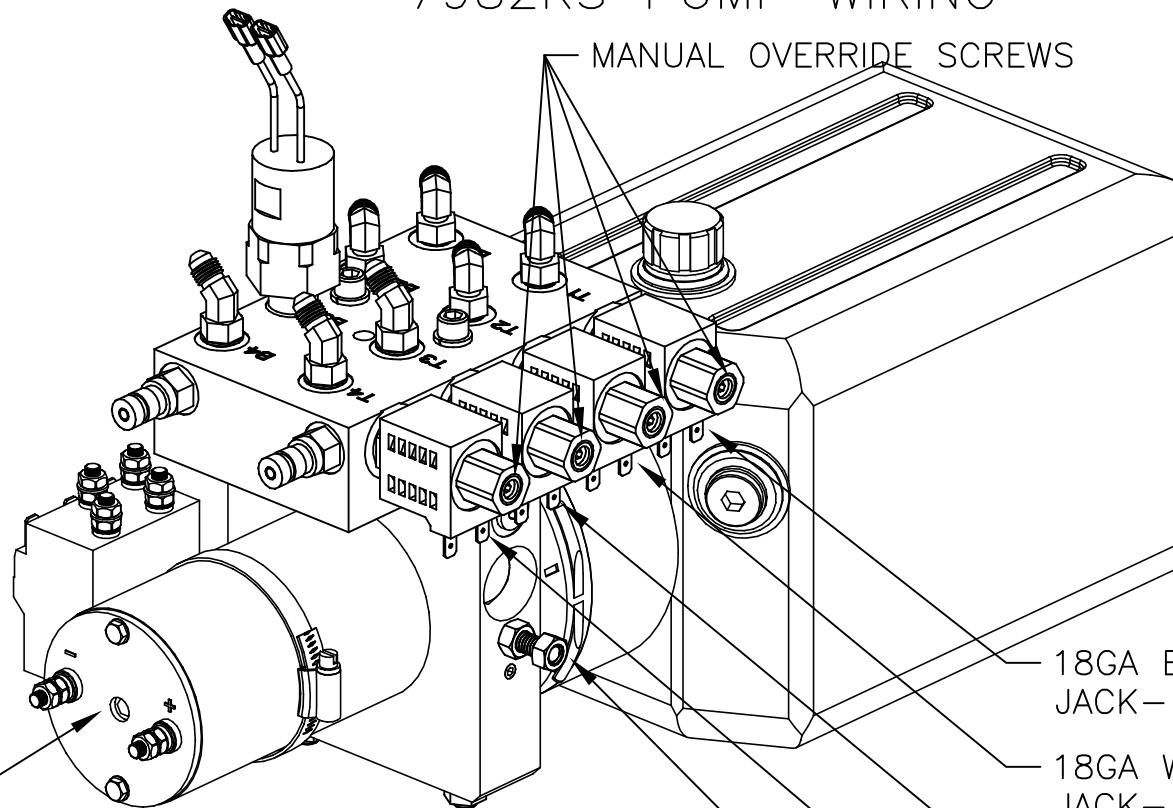
T2 = RIGHT FRONT JACK (WHITE)

T3 = LEFT REAR JACK (ORANGE)

T4 = RIGHT REAR JACK (YELLOW)



# 7982KS PUMP WIRING



1/4" ALLEN SOCKET MANUAL  
OVERRIDE LOCATED UNDER  
STICKER

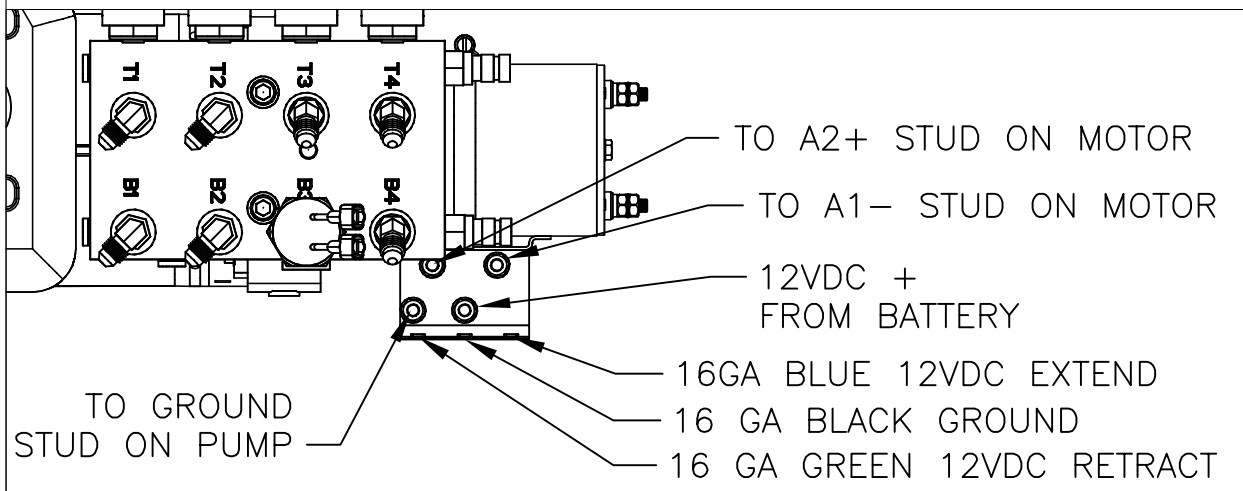
18GA BROWN 12VDC LEFT FRONT  
JACK-16GA BLACK GROUND

18GA WHITE 12VDC RIGHT FRONT  
JACK-16GA BLACK GROUND

18GA ORANGE 12VDC LEFT REAR  
JACK-16GA BLACK GROUND

18GA YELLOW 12VDC RIGHT REAR  
JACK-16GA BLACK GROUND

GROUND STUD FOR PUMP ASSEMBLY



2

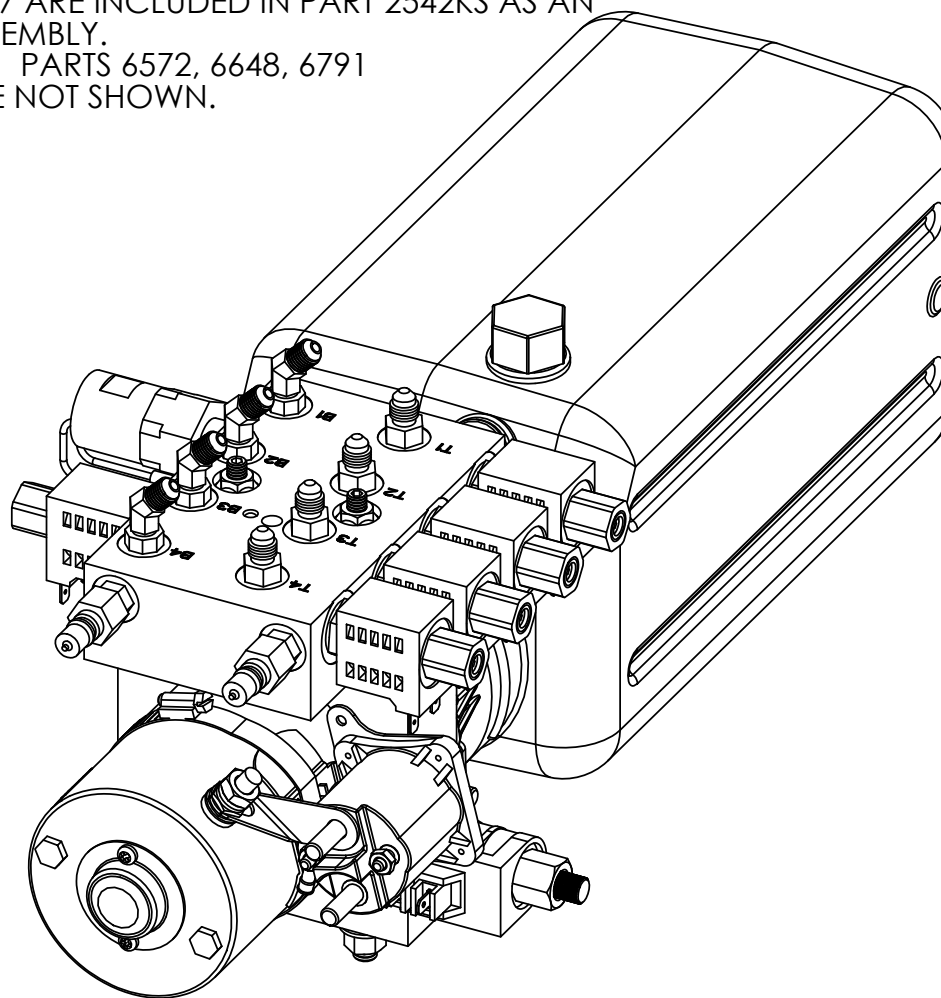
1

DRAWING NUMBER	PART NAME	QTY.
1122	FITTING- #4 OR MALE X #4 JIC	4
1187	SCREW-3/8-16 X 1 1/4 CUP PT SSS	2
1278	NUT-3/8 FLANGE	2
1444	SOLENOID-HD PLTD	1
1713	PLUG-HP CAVITY	1
1717	VALVE-DIRECTIONAL VALVE #8 MANUAL OVERRIDE	1
1724	FITTING-#4 JIC X #4 O-RING X 45	4
1735	FITTING-DF04-1/4 DIAG. TIP	2
1746	COIL-#8 10V	1
1900DD	NUT-5/16"-18 FLANGE LOCK	2
1988	SCREW-5/16-18 X 2 3/4 SSS CUP POINT	2
2007	CAP-MTE BREATHER	1
2042	NUT-5/16-18 HEX ZINC	1
2047	SWITCH-PRESSURE SWITCH 1200 PSI- use 2047K	1
2128	PLUG-#4 SOCKET HEAD ORING	2
2307K	RESERVOIR-KIT-MTE 8 QT-2017, 2542, 1551	1
2427	MOTOR-MTE 3.7 UNI	1
2723	MANIFOLD-BIROT 4 FUNC COMPACT- MODEL ONLY	1
3073	VALVE-DELTROL	5
3074	COIL-DELTROL	5
3218	PUMP-MTE 3.7 UNI G-7	1
6572	HARNESS-10" POWER & GROUND FEED	1
6648	HARNESS, 4 FUNC PUMP GROUND LEAD	1
6791	HARNESS, PUMP 4 FUNCTION 9 PIN W/DIODE	1

## NOTE:

PARTS 1717, 1444, 1746, 2007, 2307K, &  
2427 ARE INCLUDED IN PART 2542KS AS AN  
ASSEMBLY.

PARTS 6572, 6648, 6791  
ARE NOT SHOWN.



REV.	REVISIONS	DATE:	BY:
------	-----------	-------	-----

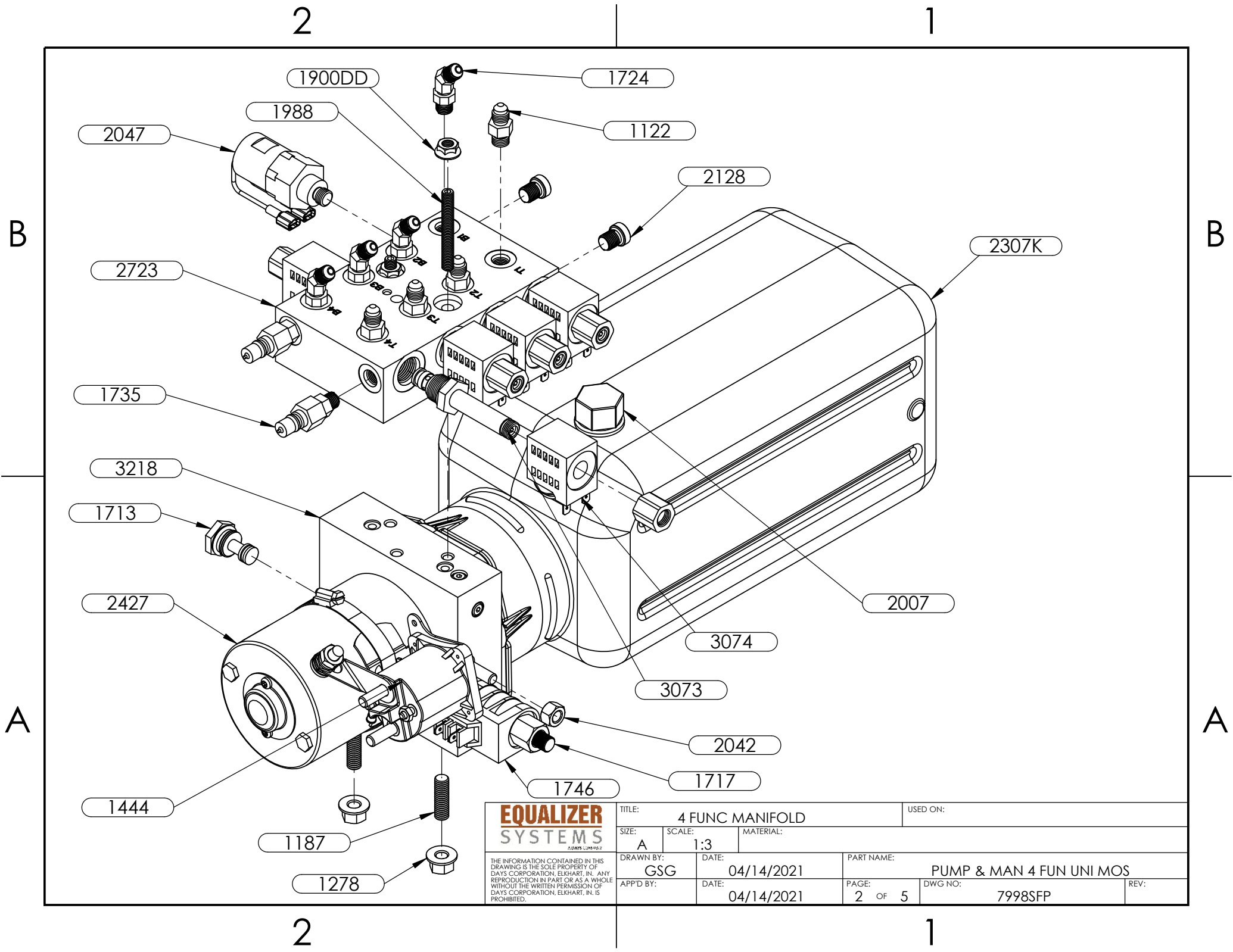
**EQUALIZER**  
**SYSTEMS**  
FLOW CONTROL

THE INFORMATION CONTAINED IN THIS  
DRAWING IS THE SOLE PROPERTY OF  
DAYS CORPORATION, ELKHART, IN. ANY  
REPRODUCTION IN PART OR AS A WHOLE  
WITHOUT THE WRITTEN PERMISSION OF  
DAYS CORPORATION, ELKHART, IN. IS  
PROHIBITED.

TITLE: 4 FUNC MANIFOLD		USED ON:	
SIZE: A	SCALE: 1:3	MATERIAL:	
DRAWN BY: GSG	DATE: 04/14/2021	PART NAME: PUMP & MAN 4 FUN UNI MOS	
APP'D BY:	DATE: 04/14/2021	PAGE: 1 OF 5	DWG NO: 7998SFP
		REV:	

2

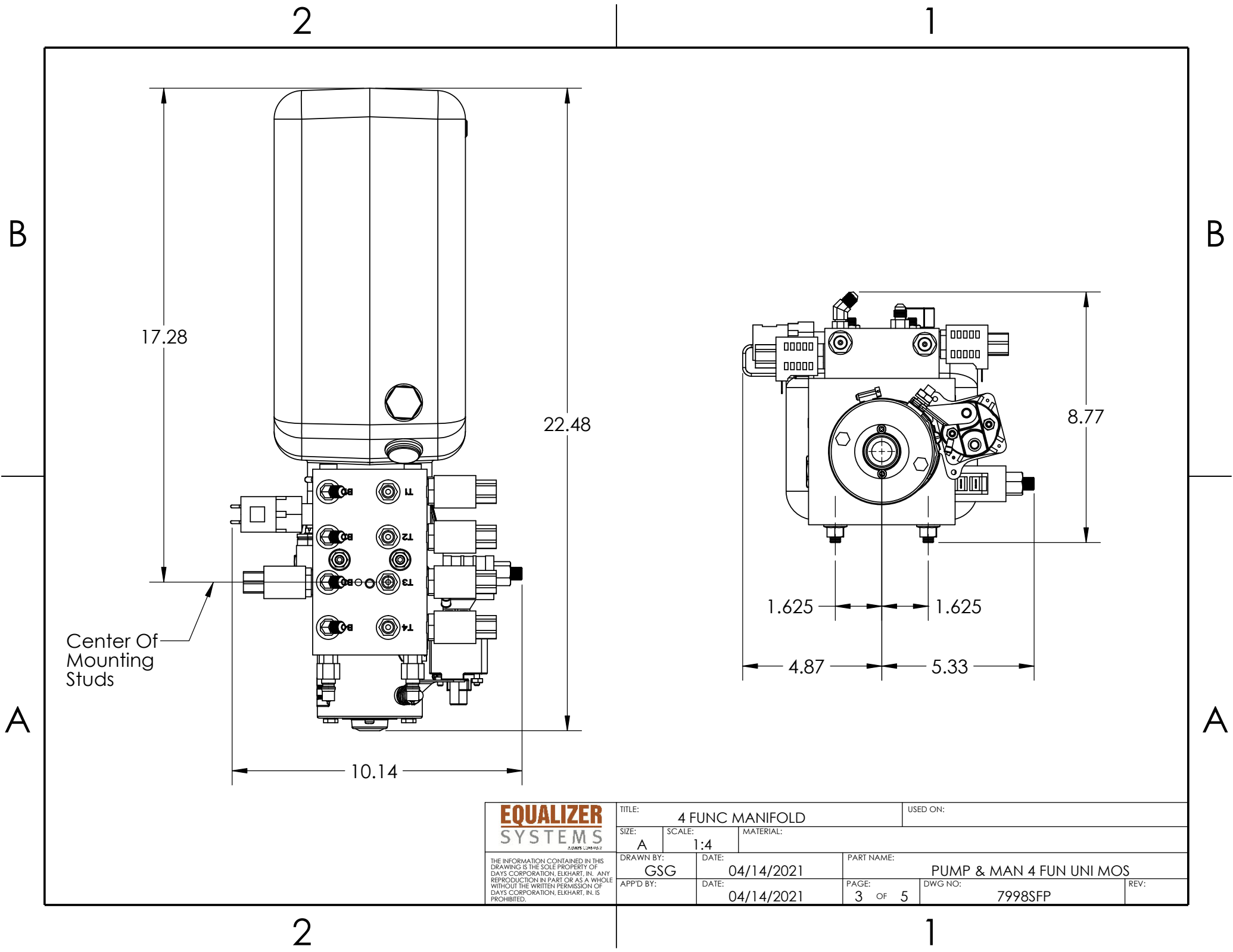
1



**EQUALIZER**  
**SYSTEMS**  
ALWAYS CONSULT

THE INFORMATION CONTAINED IN THIS DRAWING IS THE SOLE PROPERTY OF DAYS CORPORATION, ELKHART, IN. ANY REPRODUCTION IN PART OR AS A WHOLE WITHOUT THE WRITTEN PERMISSION OF DAYS CORPORATION, ELKHART, IN. IS PROHIBITED.

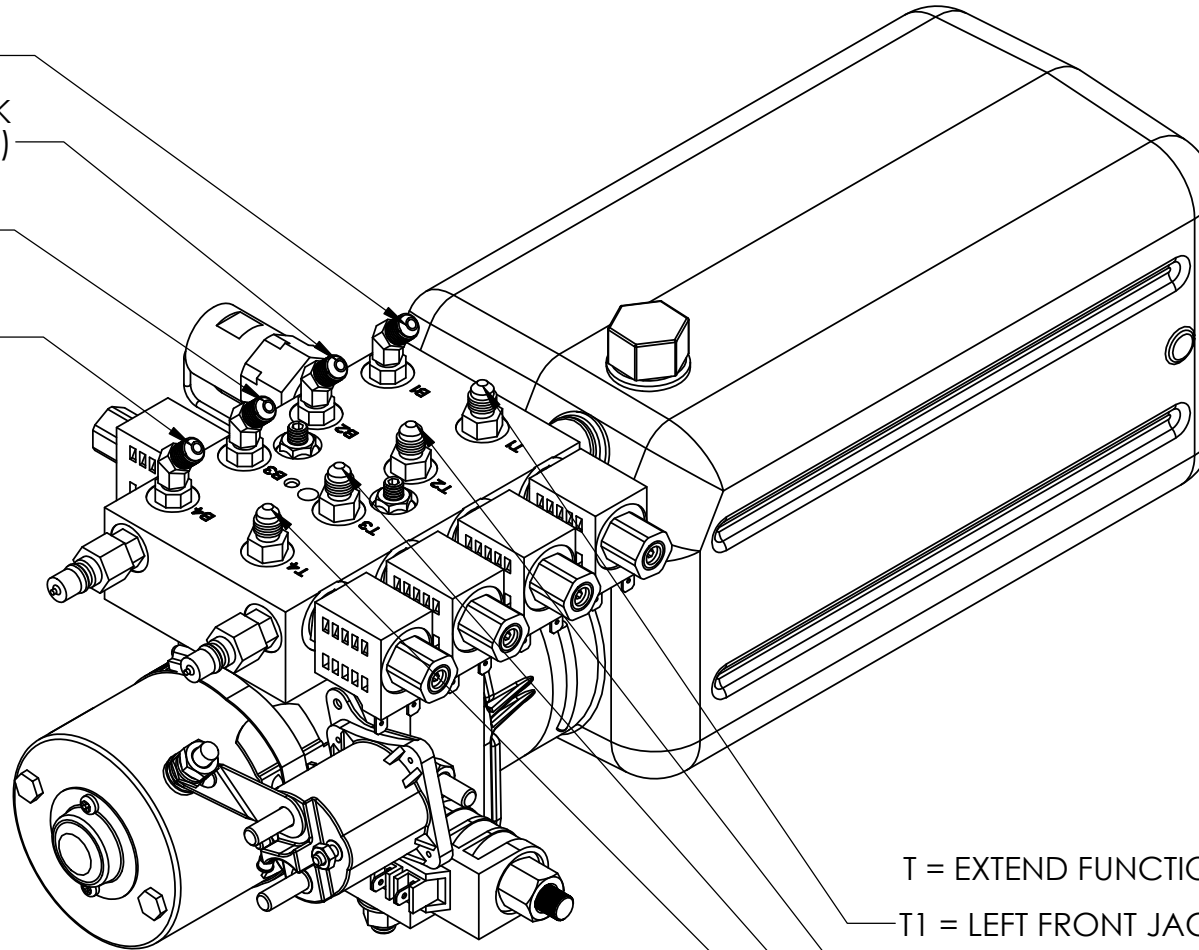
TITLE: 4 FUNC MANIFOLD			USED ON:		
SIZE: A	SCALE: 1:3	MATERIAL:			
DRAWN BY: GSG		DATE: 04/14/2021		PART NAME: PUMP & MAN 4 FUN UNI MOS	
APP'D BY:		DATE: 04/14/2021		PAGE: 2 OF 5 DWG NO: 7998SFP REV:	



2

1

B = RETRACT FUNCTION

B1 = LEFT FRONT JACK  
(BROWN/BLACK)B2 = RIGHT FRONT JACK  
(WHITE/BLACK)B3 = LEFT REAR JACK  
(ORANGE/BLACK)B4 = RIGHT REAR JACK  
(YELLOW/BLACK)

T = EXTEND FUNCTION

T1 = LEFT FRONT JACK (BROWN)

T2 = RIGHT FRONT JACK (WHITE)

T3 = LEFT REAR JACK (ORANGE)

T4 = RIGHT REAR JACK (YELLOW)

**EQUALIZER**  
**SYSTEMS**  
FLOW CONTROL

THE INFORMATION CONTAINED IN THIS  
DRAWING IS THE SOLE PROPERTY OF  
DAYS CORPORATION, ELKHART, IN. ANY  
REPRODUCTION IN PART OR AS A WHOLE  
WITHOUT THE WRITTEN PERMISSION OF  
DAYS CORPORATION, ELKHART, IN, IS  
PROHIBITED.

TITLE: 4 FUNC MANIFOLD

USED ON:

SIZE:  
ASCALE:  
1:3

MATERIAL:

DRAWN BY:  
GSGDATE:  
04/14/2021

PART NAME:

PUMP &amp; MAN 4 FUN UNI MOS

APP'D BY:

DATE:  
04/14/2021PAGE:  
4 OF 5DWG NO:  
7998SFP

REV:

2

1

2

1

B

B

MANUAL OVERRIDE SCREWS

14ga BLUE 12VDC RETRACT  
VALVE- 16ga BLACK GROUND

18GA BROWN 12VDC LEFT FRONT  
JACK-16GA BLACK GROUND

18GA WHITE 12VDC RIGHT FRONT  
JACK-16GA BLACK GROUND

18GA ORANGE 12VDC LEFT REAR  
JACK-16GA BLACK GROUND

18GA YELLOW 12VDC RIGHT REAR  
JACK-16GA BLACK GROUND

TO GROUND  
STUD ON PUMP

14ga BLUE

12VDC + FROM BATTERY

14ga GREEN

A

A

**EQUALIZER**  
SYSTEMS  
ALWAYS CONSULT

THE INFORMATION CONTAINED IN THIS  
DRAWING IS THE SOLE PROPERTY OF  
DAYS CORPORATION, ELKHART, IN. ANY  
REPRODUCTION IN PART OR AS A WHOLE  
WITHOUT THE WRITTEN PERMISSION OF  
DAYS CORPORATION, ELKHART, IN, IS  
PROHIBITED.

TITLE: 4 FUNC MANIFOLD		USED ON:	
SIZE: A	SCALE: 1:3	MATERIAL:	
DRAWN BY: GSG	DATE: 04/14/2021	PART NAME: PUMP & MAN 4 FUN UNI MOS	
APP'D BY:	DATE: 04/14/2021	PAGE: 5 OF 5	DWG NO: 7998SFP
		REV:	

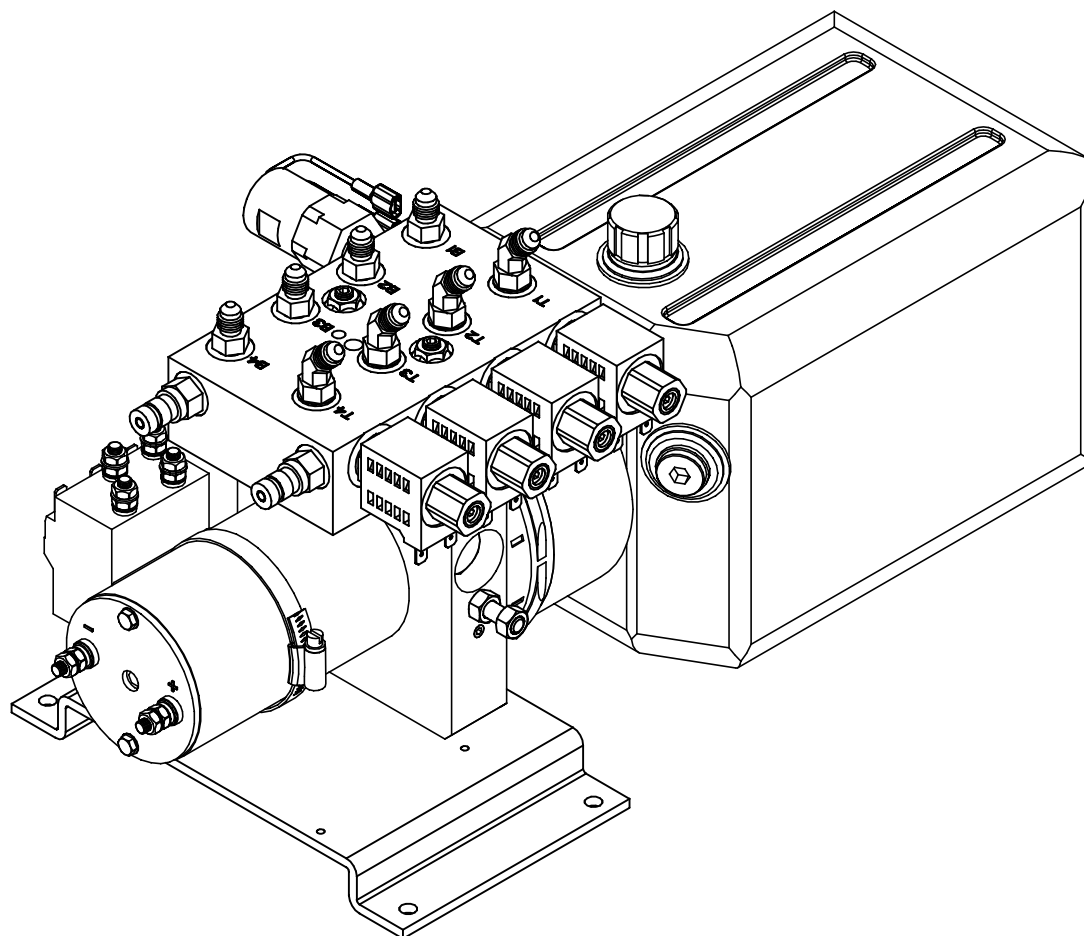
2

1

70036KS PARTS LIST		
PART#	DESCRIPTION	QUAN
1122	FITTING-#4 OR MALE X #4 JIC	4
1187	SCREW-3/8-16 X 1 1/4 CUP PT SSS	2
1278	NUT-3/8 FLANGE	2
1395	PLATE-PUMP MOUNT-CQ	1
1724	FITTING-#4 JIC X #4 OR X 45	4
1735	FITTING-DF04-1/4 DIAG. TIP	2
1900DD	NUT-5/16-18 FLANGE LK REG Z	2
1988	SCREW-5/16-18 X 2 3/4 SOC SET C/P	2
2042	NUT-5/16-18 HEX ZINC	1
2047	SWITCH-PRESSURE SWITCH 1200 PSI	1
2128	PLUG-#4 SOCKET HEAD O-RING	2
2417	PLUG-#8 SOCKET HEAD O-RING	1
2723	MANIFOLD-BIROT 4 FUNC.	1
3073	VALVE-DELTROL	4
3074	COIL-DELTROL	4
3195KS	PUMP-BR-3" -MOTOR-5 QT-KS	1
6572C	HARNESS, 10" POWER AND GROUND FEED CONTACTOR	1
6649BR	HARNESS, 5 FUNC PUMP GROUND LEAD BIROT	1
6910	HARNESS, 4 FUNC BIROT 3IN/CONTACTOR	1
2994	CONTACTOR-REVERSING	1
3329K	RESERVOIR-KIT-3195KS	1
3330	CAP-FILL-3195KS-3200KS-3201KS	1
3332	MOTOR-3195KS-3200KS-3201KS	1

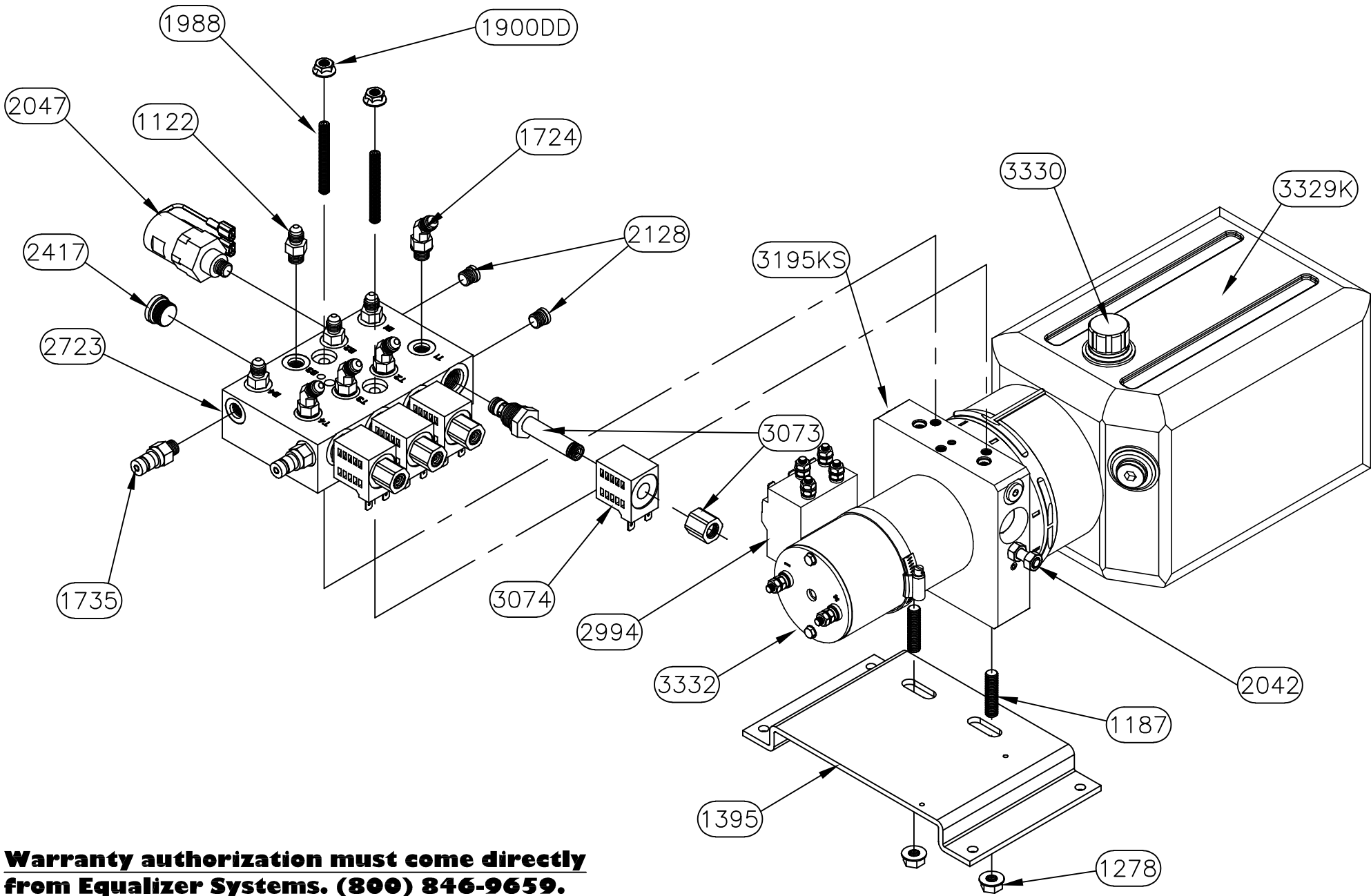
**NOTE:**

PARTS 2994, 3329K, 3330, & 3332 ARE INCLUDED IN PART 3195KS AS AN ASSEMBLY. THESE NUMBERS WOULD BE USED TO ORDER REPLACEMENT PARTS.  
HARNESSES 6572C, 6649BR, AND 6910 ARE NOT SHOWN.



**Warranty authorization must come directly from Equalizer Systems. (800) 846-9659.**

<div>Equalizer</div> <div>55169 COUNTY ROAD 3 ELKHART, IN 46515</div>	#	REVISIONS	BY:	DATE:	<div>UNLESS OTHERWISE SPECIFIED:</div> <div>TOLERANCES:</div> <div>.XXX ± 0.010</div> <div>.XX ± 0.010</div> <div>.X ± 0.030</div> <div>ANG. ± 1/2'</div> <div>REMOVE ALL BURRS AND SHARP EDGES .015 MAX</div>	TITLE		USED ON:	
						4 FUNCTION PUMP		RENEGADE	
						SIZE	SCALE	MATERIAL	
						A	1: 1		
						DRW BY:	DATE:	PART NAME:	
NOTICE – This drawing, including principles of design, is the property of Days Corporation, Elkhart, Indiana, with the agreement that it is not to be reproduced, copied, or loaned in any manner that may constitute a detriment directly or indirectly to Days Corporation. Acceptance of this will be construed as an agreement of the above.					SJ	11/2/21	PUMP & MAN 4 FUNC BIROT M/O 3 IN		
					APP'D BY	DATE:	PAGE:	DWG NO.:	REV:
					—	—	1 OF 2	P70036KS	—



**Warranty authorization must come directly from Equalizer Systems. (800) 846-9659.**

<i>Equalizer</i>	55169 COUNTY ROAD 3 ELKHART, IN 46515	#	REVISIONS		BY:	DATE:	UNLESS OTHERWISE SPECIFIED: TOLERANCES: .XXX ± 0.010 .XX ± 0.010 .X ± 0.030 ANG. ± 1/2" REMOVE ALL BURRS AND SHARP EDGES .015 MAX	TITLE 4 FUNCTION PUMP			USED ON: RENEGADE				
									SIZE	SCALE	MATERIAL				
									A	1: 1					
		NOTICE - This drawing, including principles of design, is the property of Days Corporation, Elkhart, Indiana, with the agreement that it is not to be reproduced, copied, or loaned in any manner that may constitute a detriment directly or indirectly to Days Corporation. Acceptance of this will be construed as an agreement of the above.								DRW BY:	DATE:	PART NAME:			
											SJ	11/2/21	PUMP & MAN 4 FUNC BIROT M/O 3 IN		
											APP'D BY	DATE:	PAGE:	DWG NO.:	REV:
											-	-	2 OF 2	P70036KS	-



# HYDRAULIC HOSE CONNECTIONS 70036KS PUMP

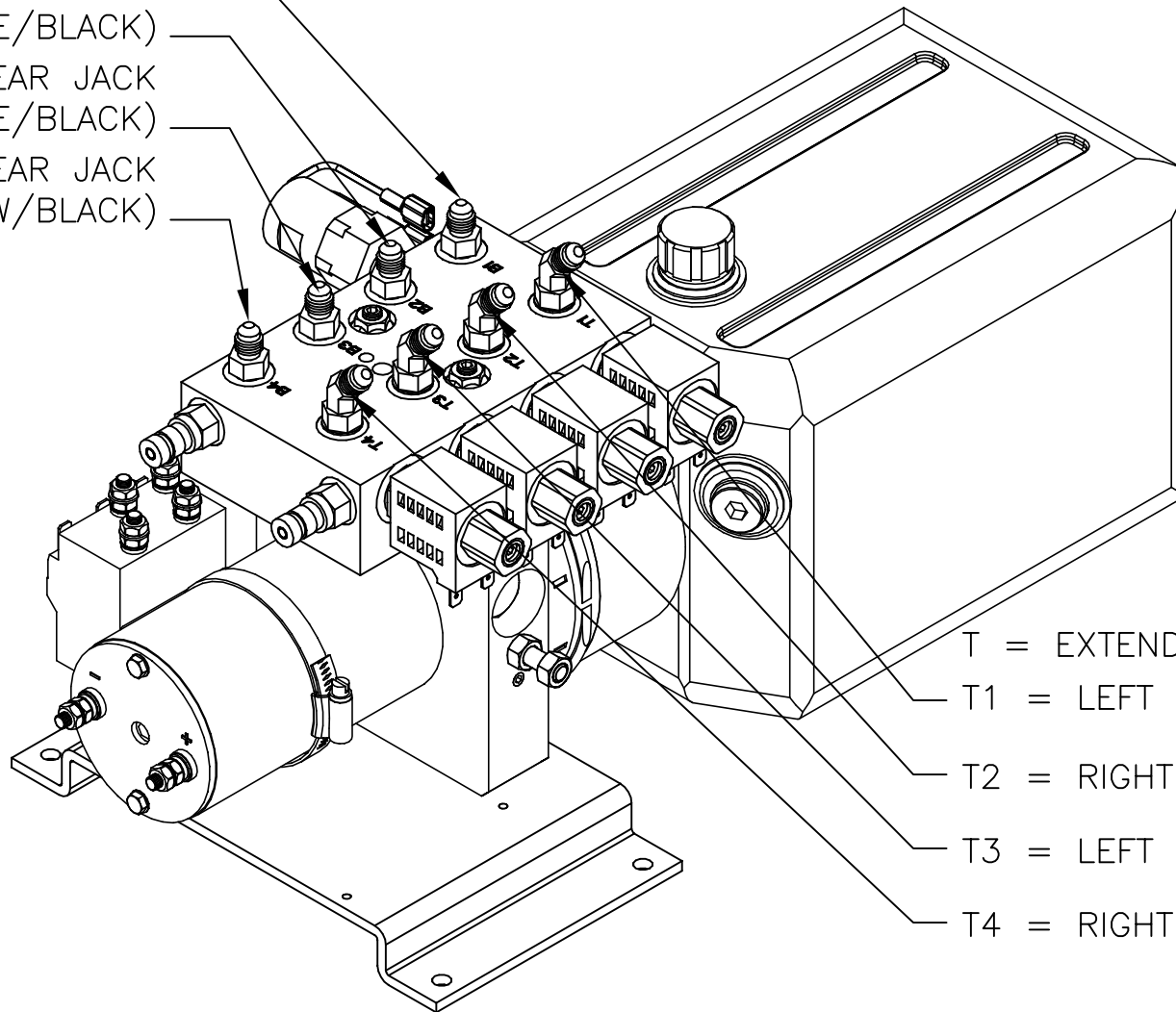
B = RETRACT FUNCTION

B1 = LEFT FRONT JACK  
(BROWN/BLACK)

B2 = RIGHT FRONT JACK  
(WHITE/BLACK)

B3 = LEFT REAR JACK  
(ORANGE/BLACK)

B4 = RIGHT REAR JACK  
(YELLOW/BLACK)



T = EXTEND FUNCTION

T1 = LEFT FRONT JACK (BROWN)

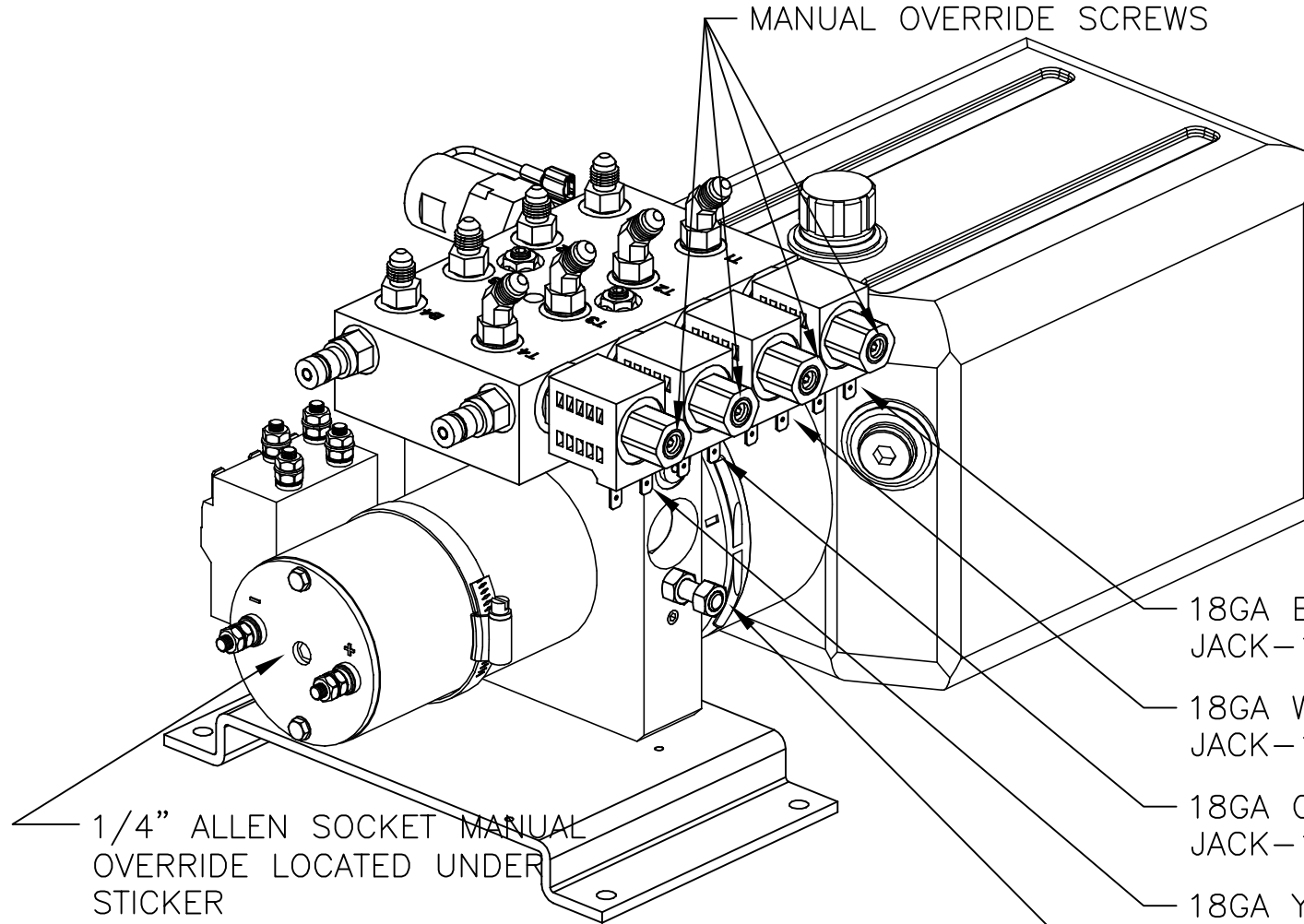
T2 = RIGHT FRONT JACK (WHITE)

T3 = LEFT REAR JACK (ORANGE)

T4 = RIGHT REAR JACK (YELLOW)

# 70036KS PUMP WIRING

MANUAL OVERRIDE SCREWS



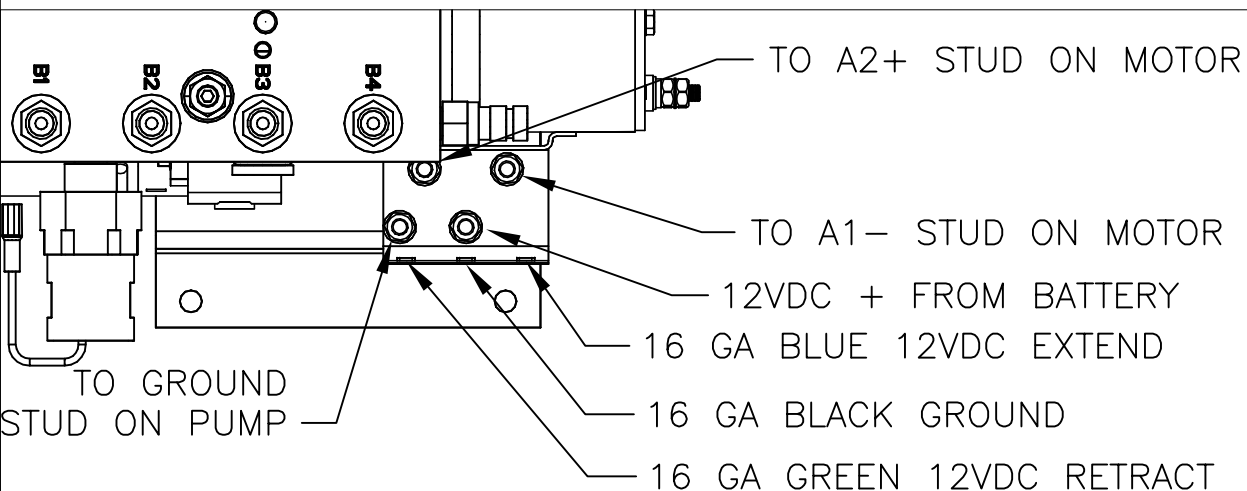
18GA BROWN 12VDC LEFT FRONT JACK-16GA BLACK GROUND

18GA WHITE 12VDC RIGHT FRONT JACK-16GA BLACK GROUND

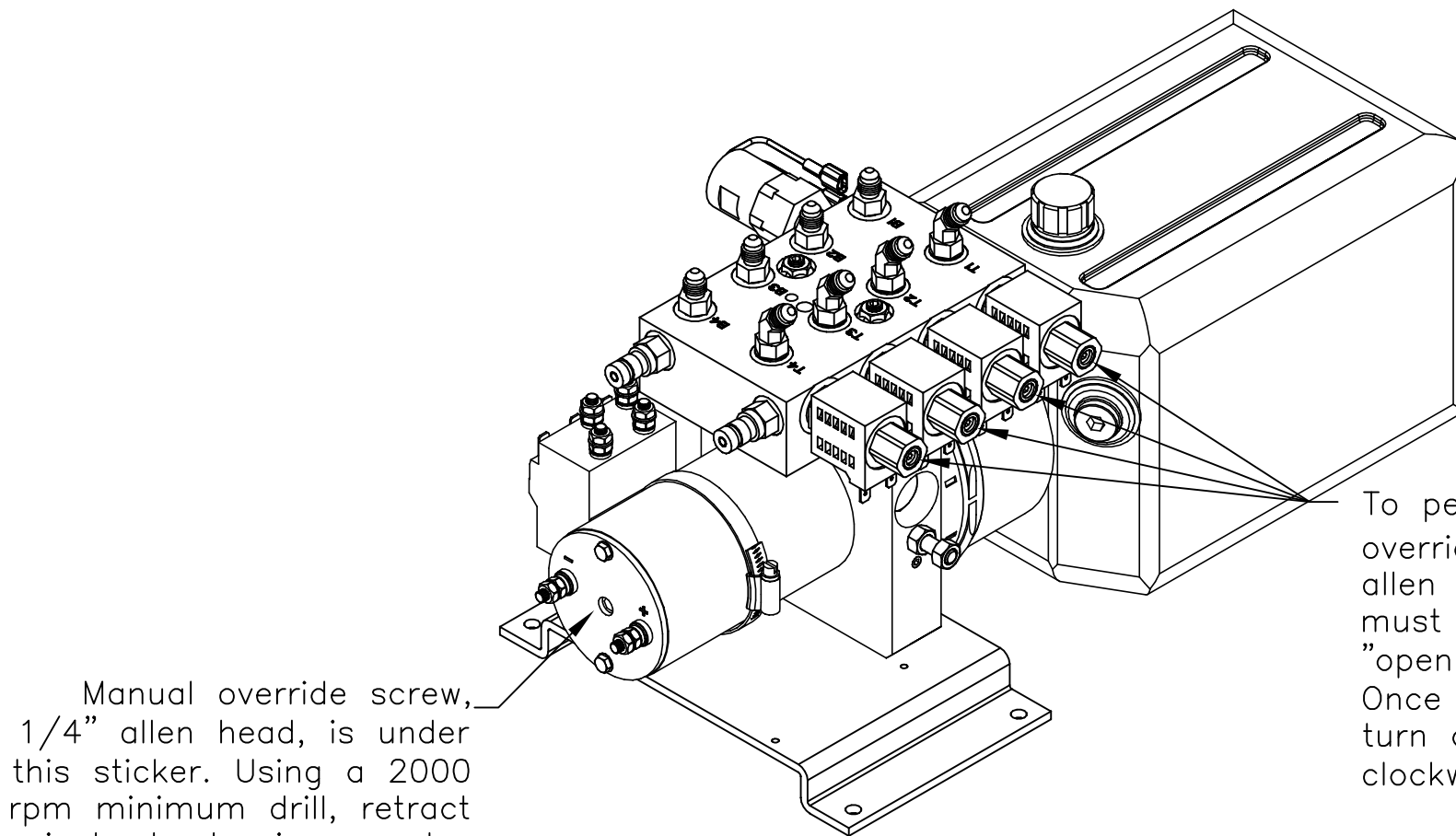
18GA ORANGE 12VDC LEFT REAR JACK-16GA BLACK GROUND

18GA YELLOW 12VDC RIGHT REAR JACK-16GA BLACK GROUND

GROUND STUD FOR PUMP ASSEMBLY



## Small Bi-Rotational Pump Assembly



Manual override screw, 1/4" allen head, is under this sticker. Using a 2000 rpm minimum drill, retract jacks by turning counter clockwise. To extend, turn screw clockwise.

To perform the manual override procedure, using a  $\frac{1}{8}$ " allen wrench, all set screws must be turned clockwise "open" until they are snug. Once all levelers are retracted, turn all valve screws counter clockwise "closed" until snug.

2

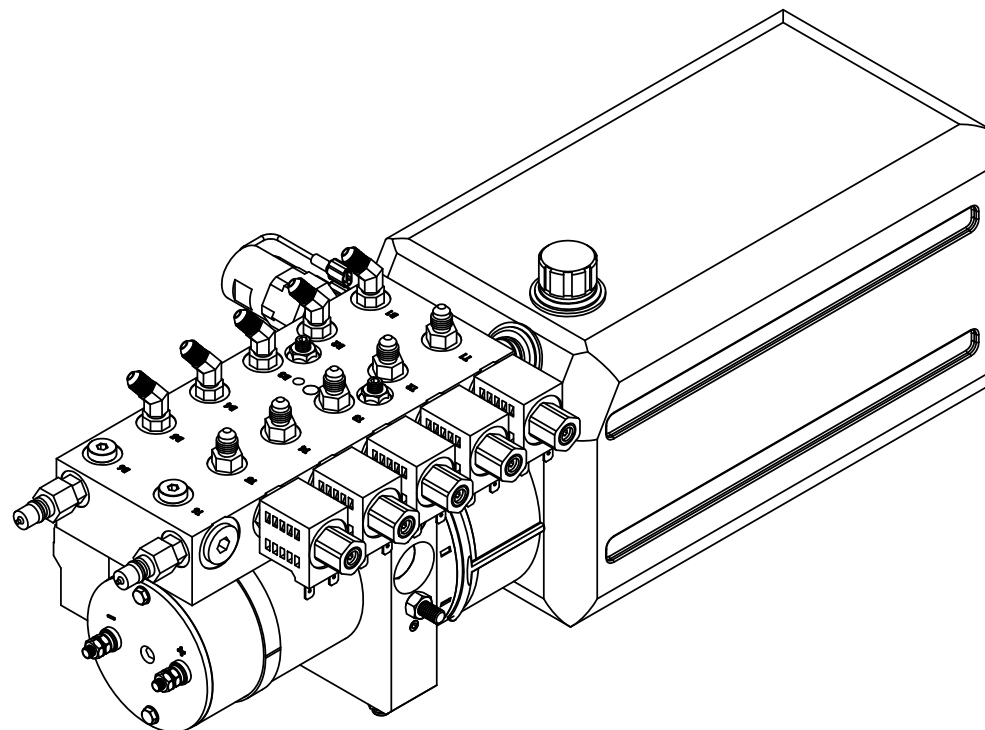
1

DRAWING NUMBER	PART NAME	QTY.
1122	FITTING- #4 OR MALE X #4 JIC	5
1187	SCREW-3/8-16 X 1 1/4 CUP PT SSS	2
1278	NUT-3/8 FLANGE	2
1724	FITTING-#4 JIC X #4 O-RING X 45	5
1735	FITTING-DF04-1/4 DIAG. TIP	2
1900DD	NUT-5/16"-18 FLANGE LOCK	2
1988	SCREW-5/16-18 X 2 3/4 SSS CUP POINT	2
2042	NUT-5/16-18 HEX ZINC	1
2047	SWITCH-PRESSURE SWITCH 1200 PSI- use 2047K	1
2128	PLUG-#4 SOCKET HEAD ORING	4
2417	PLUG-#8 SOCKET HEAD O-RING	2
2542KS	PUMP-BIROT 8 QT-KS	1
2742	MANIFOLD- BIROT 6 FUNC COMPACT	1
3073	VALVE-DELTROL	5
3074	COIL-DELTROL	5
6165	HARNESS, PUMP 6 FUNCTION BIROT-CONTRACTOR	1
6572C	HARNESS-10" POWER & GROUND FEED CONTACTOR	1
6650BR	HARNESS, 6 FUNC PUMP GROUND LEAD BIROT	1
6781P	HARNESS, 6 FUNC PUMP SLIDE PIGTAIL	1

## NOTE:

PARTS 2542K, 2994, 3330, & 3713 ARE INCLUDED IN PART 2542KS AS AN ASSEMBLY.

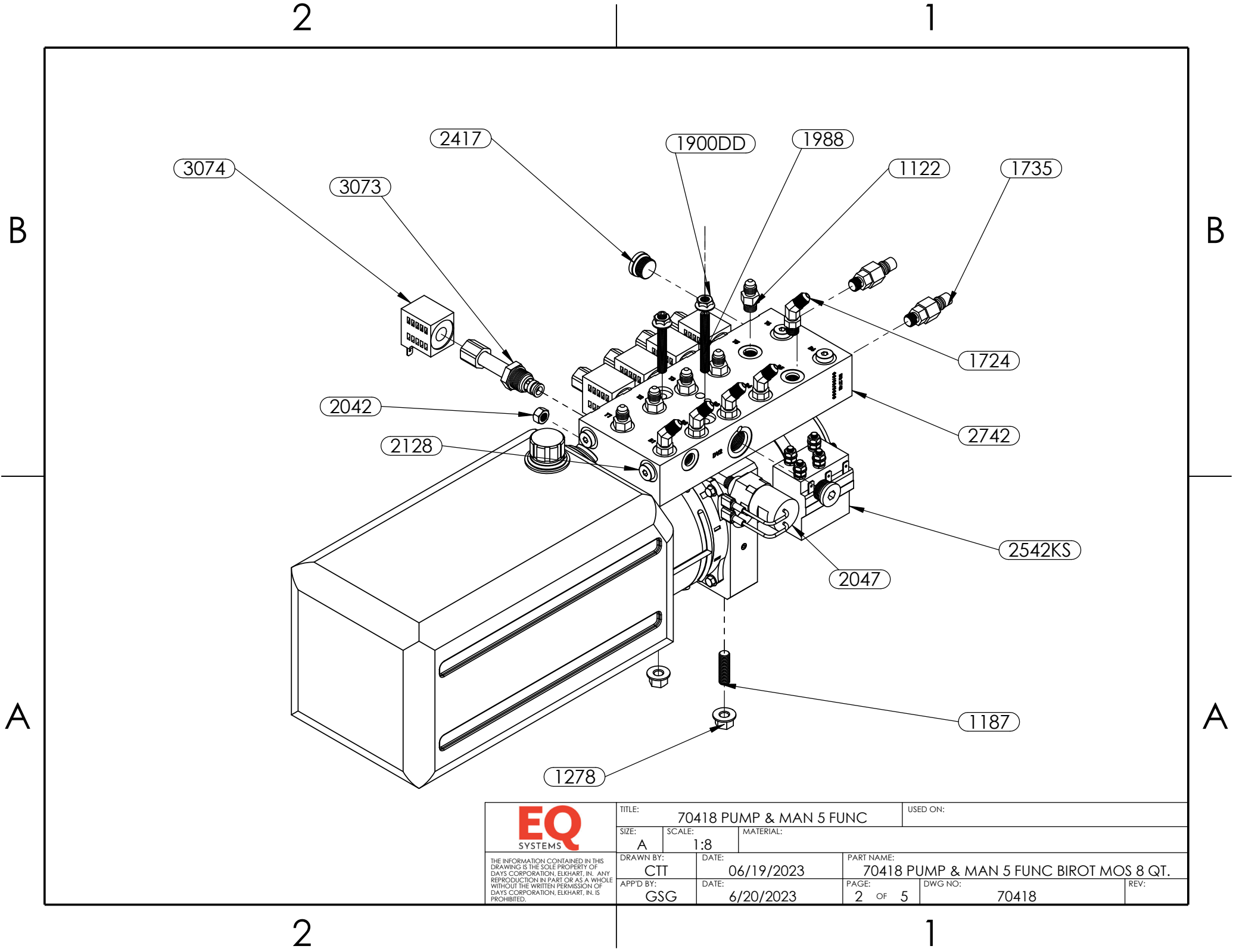
PARTS 6207, 6572C, & 6650BR ARE NOT SHOWN.




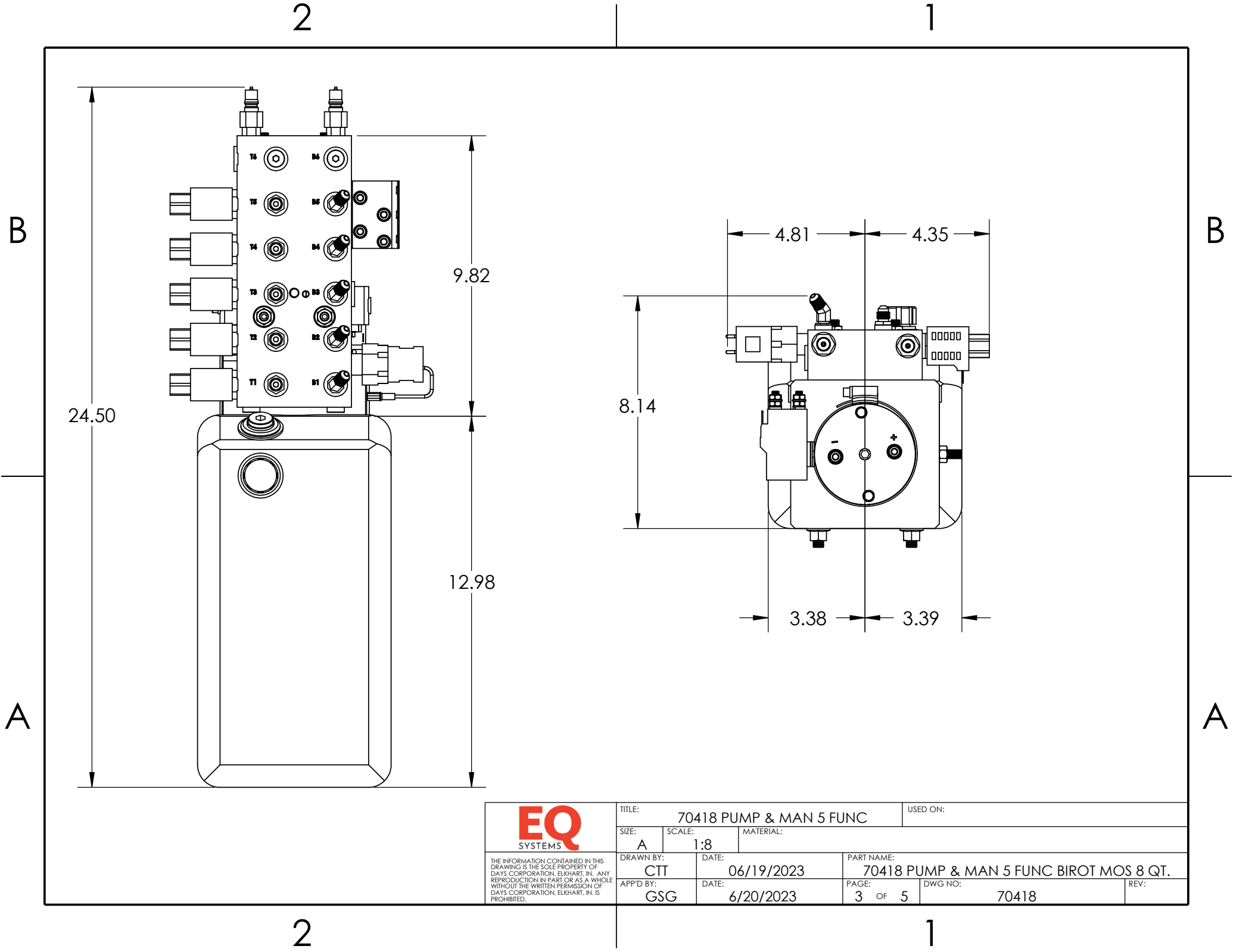
REV.	DESCRIPTION	DATE	BY	EQ SYSTEMS	TITLE:	USED ON:
					70418 PUMP & MAN 5 FUNC	
					SIZE: A SCALE: 1:8 MATERIAL:	
					DRAWN BY: CTT DATE: 06/19/2023 PART NAME: 70418 PUMP & MAN 5 FUNC BIROT MOS 8 QT.	
					APP'D BY: GSG DATE: 6/20/2023 PAGE: 1 OF 5 DWG NO: 70418 REV:	

2

1



 <small>THE INFORMATION CONTAINED IN THIS DRAWING IS THE SOLE PROPERTY OF DAYS CORPORATION, ELKHART, IN. ANY REPRODUCTION IN PART OR AS A WHOLE WITHOUT THE WRITTEN PERMISSION OF DAYS CORPORATION, ELKHART, IN. IS PROHIBITED.</small>	TITLE: 70418 PUMP & MAN 5 FUNC		USED ON:	
	SIZE: A	SCALE: 1:8	MATERIAL:	
	DRAWN BY: CTT	DATE: 06/19/2023	PART NAME: 70418 PUMP & MAN 5 FUNC BIROT MOS 8 QT.	
	APP'D BY: GSG	DATE: 6/20/2023	PAGE: 2 OF 5	DWG NO: 70418
			REV:	



2

1

# HYDRAULIC HOSE CONNECTIONS 70418 PUMP

B = RETRACT FUNCTION

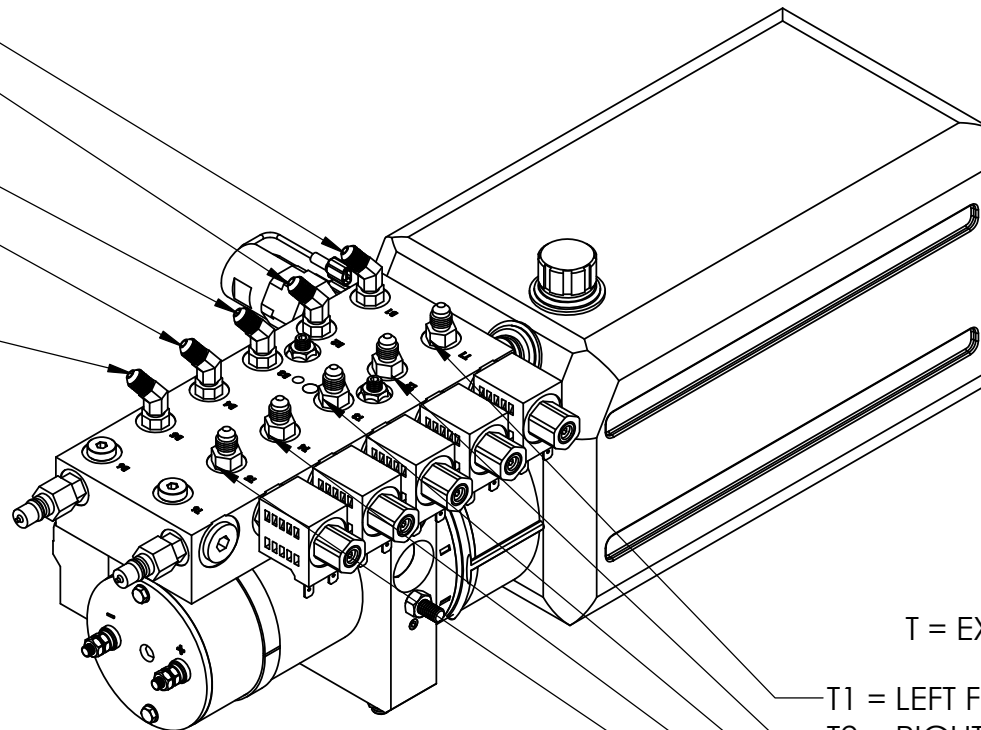
B1 = LEFT FRONT JACK  
(BROWN/BLACK)

B2 = RIGHT FRONT JACK  
(WHITE/BLACK)

B3 = LEFT REAR JACK  
(ORANGE/BLACK)

B4 = RIGHT REAR JACK  
(YELLOW/BLACK)

B5 = SLIDE #1  
(GREEN/BLACK)



T = EXTEND FUNCTION

T1 = LEFT FRONT JACK (BROWN)

T2 = RIGHT FRONT JACK (WHITE)

T3 = LEFT REAR JACK (ORANGE)

T4 = RIGHT REAR JACK (YELLOW)

T5 = SLIDE #1 (GREEN)

A

A

<b>EQ</b> SYSTEMS <small>THE INFORMATION CONTAINED IN THIS DRAWING IS THE SOLE PROPERTY OF DAYS CORPORATION, ELKHART, IN. ANY REPRODUCTION IN PART OR AS A WHOLE WITHOUT THE WRITTEN PERMISSION OF DAYS CORPORATION, ELKHART, IN. IS PROHIBITED.</small>	TITLE: 70418 PUMP & MAN 5 FUNC		USED ON:		
	SIZE: A	SCALE: 1:8	MATERIAL:		
	DRAWN BY: CTT	DATE: 06/19/2023	PART NAME: 70418 PUMP & MAN 5 FUNC BIROT MOS 8 QT.		
	APP'D BY: GSG	DATE: 6/20/2023	PAGE: 4 OF 5	DWG NO: 70418	REV:

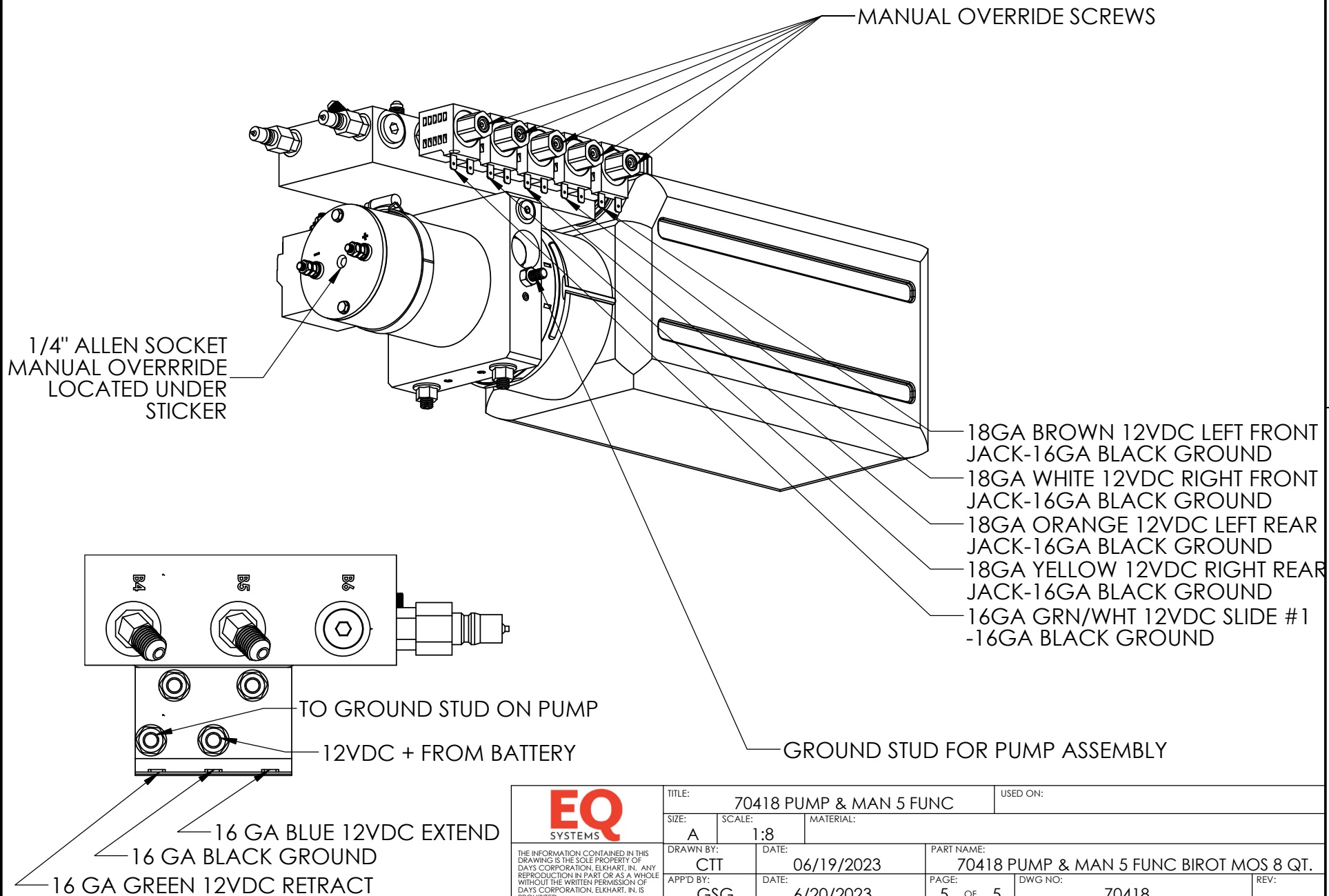
2

1

2

1

# 70418 PUMP WIRING



<b>EQ</b> SYSTEMS		TITLE: 70418 PUMP & MAN 5 FUNC		USED ON:	
		SIZE: A	SCALE: 1:8	MATERIAL:	
<small>THE INFORMATION CONTAINED IN THIS DRAWING IS THE SOLE PROPERTY OF DAYS CORPORATION, ELKHART, IN. ANY REPRODUCTION IN PART OR AS A WHOLE WITHOUT THE WRITTEN PERMISSION OF DAYS CORPORATION, ELKHART, IN. IS PROHIBITED.</small>		DRAWN BY: CTT	DATE: 06/19/2023	PART NAME: 70418 PUMP & MAN 5 FUNC BIROT MOS 8 QT.	
		APP'D BY: GSG	DATE: 6/20/2023	PAGE: 5 OF 5	DWG NO: 70418 REV:

2

1



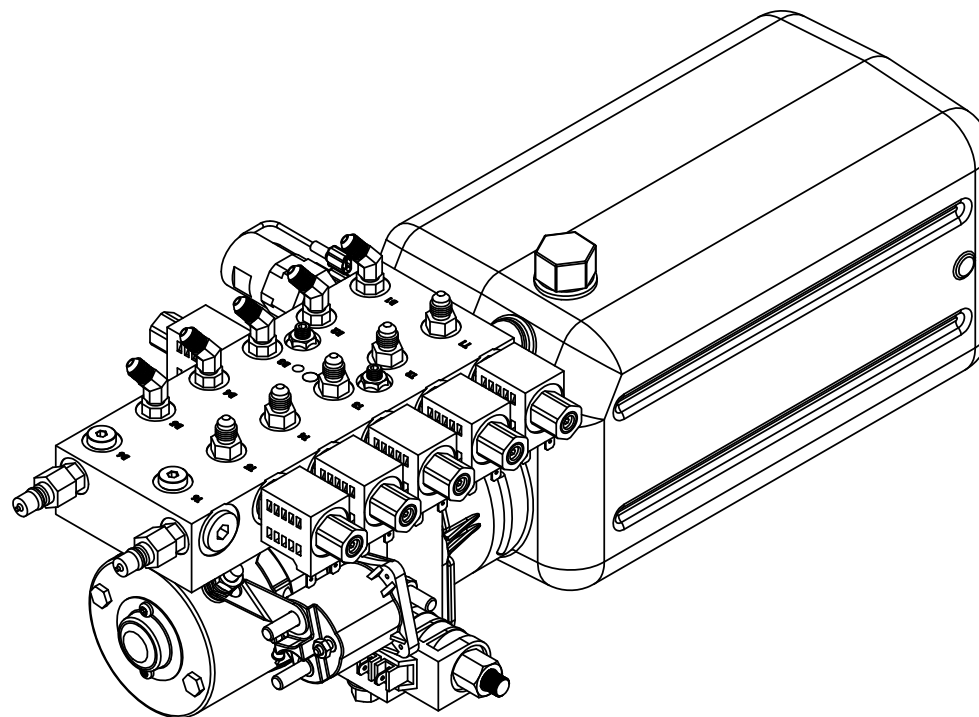
2

1

B

B

DRAWING NUMBER	PART NAME	QTY.
1122	FITTING- #4 OR MALE X #4 JIC	5
1187	SCREW-3/8-16 X 1 1/4 CUP PT SSS	2
1278	NUT-3/8 FLANGE	2
1713	PLUG-HP CAVITY	1
1724	FITTING-#4 JIC X #4 O-RING X 45	5
1735	FITTING-DF04-1/4 DIAG. TIP	2
1900DD	NUT-5/16"-18 FLANGE LOCK	2
1988	SCREW-5/16-18 X 2 3/4 SSS CUP POINT	2
2042	NUT-5/16-18 HEX ZINC	1
2047	SWITCH-PRESSURE SWITCH 1200 PSI- use 2047K	1
2128	PLUG-#4 SOCKET HEAD ORING	4
2417	PLUG-#8 SOCKET HEAD O-RING	1
2742	MANIFOLD- BIROT 6 FUNC COMPACT	1
3073	VALVE-DELTROL	6
3074	COIL-DELTROL	6
3218	PUMP-MTE 3.7 UNI G-7	1
6572	HARNESS-10" POWER & GROUND FEED	1
6649	HARNESS, 5 FUNC PUMP GROUND LEAD	1
6781	HARNESS, PUMP 6 FUNCTION 9 PIN	1
6781P	HARNESS, 6 FUNC PUMP SLIDE PIGTAIL	1



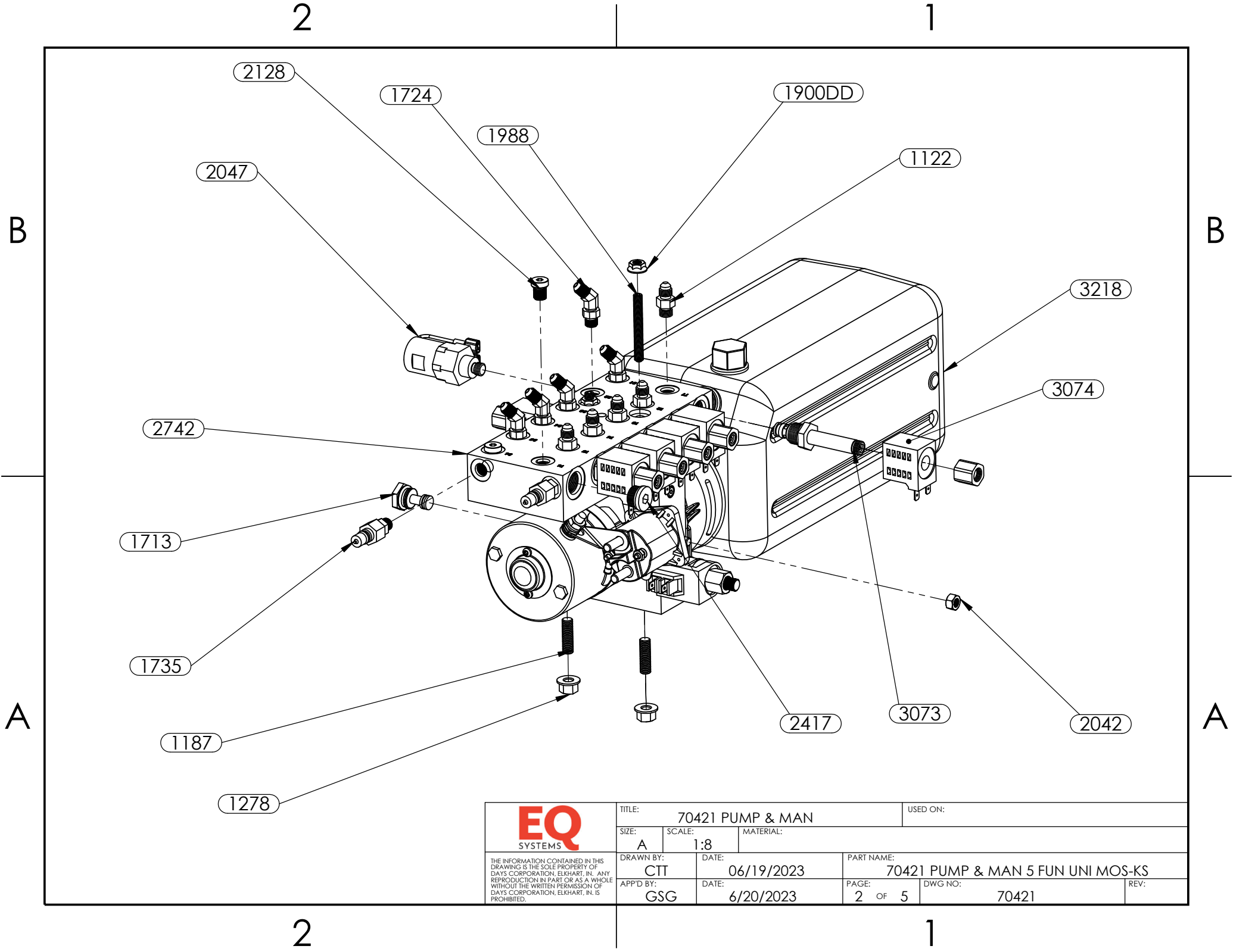
A

A

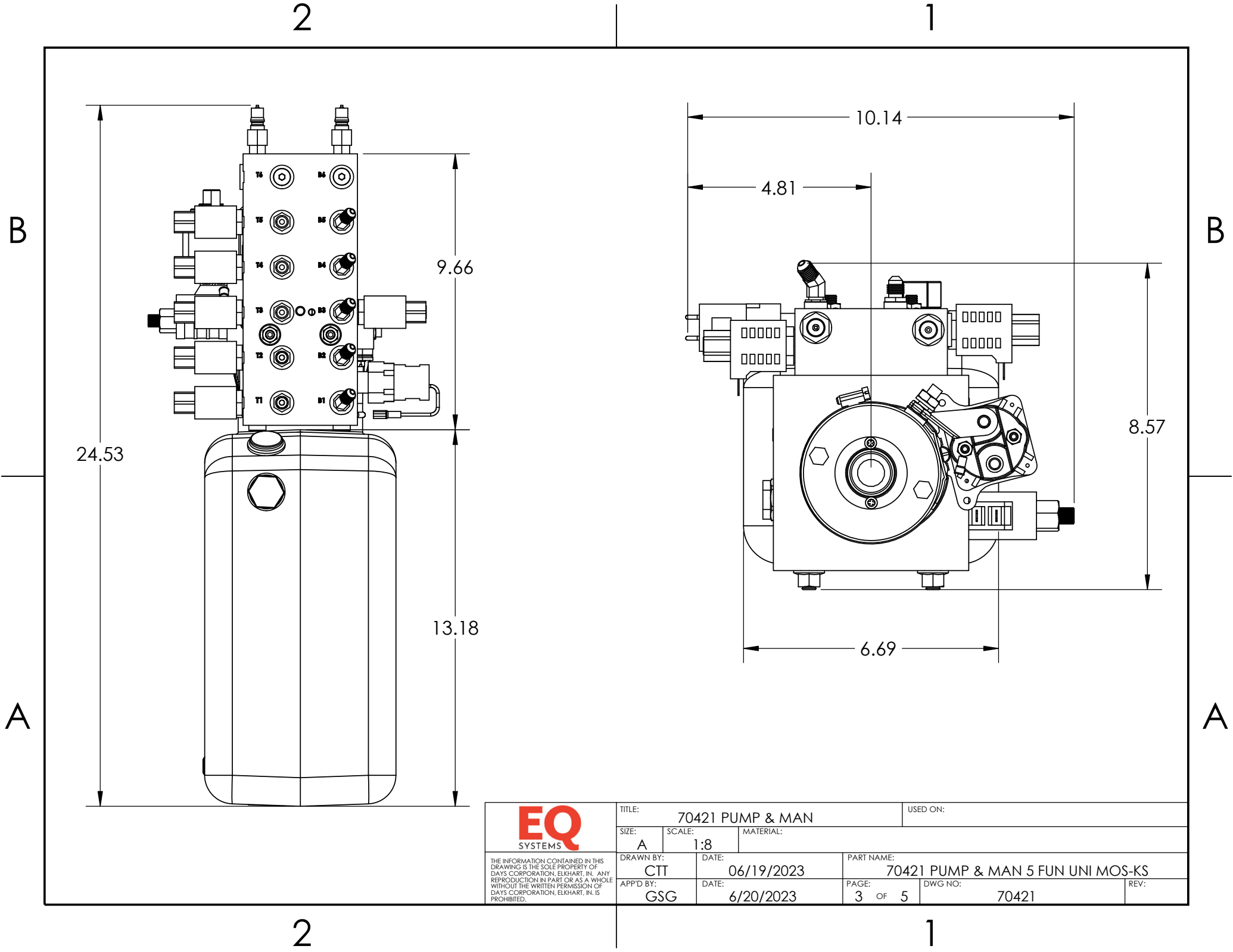
REV.	DESCRIPTION	DATE	BY	EQ SYSTEMS	TITLE:	70421 PUMP & MAN	USED ON:
					SIZE: A	SCALE: 1:8	MATERIAL:
					DRAWN BY: CTT	DATE: 06/19/2023	PART NAME: 70421 PUMP & MAN 5 FUN UNI MOS-KS
					APP'D BY: GSG	DATE: 6/20/2023	PAGE: 1 OF 5 DWG NO: 70421 REV:


2

1



<b>EQ</b> SYSTEMS	TITLE: 70421 PUMP & MAN		USED ON:	
	SIZE: A	SCALE: 1:8	MATERIAL:	
THE INFORMATION CONTAINED IN THIS DRAWING IS THE SOLE PROPERTY OF DAYS CORPORATION, ELKHART, IN. ANY REPRODUCTION IN PART OR AS A WHOLE WITHOUT THE WRITTEN PERMISSION OF DAYS CORPORATION, ELKHART, IN. IS PROHIBITED.		DRAWN BY: CTT	DATE: 06/19/2023	PART NAME: 70421 PUMP & MAN 5 FUN UNI MOS-KS
		APP'D BY: GSG	DATE: 6/20/2023	PAGE: 2 OF 5 DWG NO: 70421 REV:



	TITLE: 70421 PUMP & MAN			USED ON:		
	SIZE: A	SCALE: 1:8	MATERIAL:			
THE INFORMATION CONTAINED IN THIS DRAWING IS THE SOLE PROPERTY OF DAYS CORPORATION, ELKHART, IN. ANY REPRODUCTION IN PART OR AS A WHOLE WITHOUT THE WRITTEN PERMISSION OF DAYS CORPORATION, ELKHART, IN. IS PROHIBITED.	DRAWN BY: CTT		DATE: 06/19/2023		PART NAME: 70421 PUMP & MAN 5 FUN UNI MOS-KS	
	APP'D BY: GSG		DATE: 6/20/2023		PAGE: 3 OF 5	
					DWG NO: 70421	
						REV:

2

1

# HYDRAULIC HOSE CONNECTIONS 70421 PUMP

B = RETRACT FUNCTION

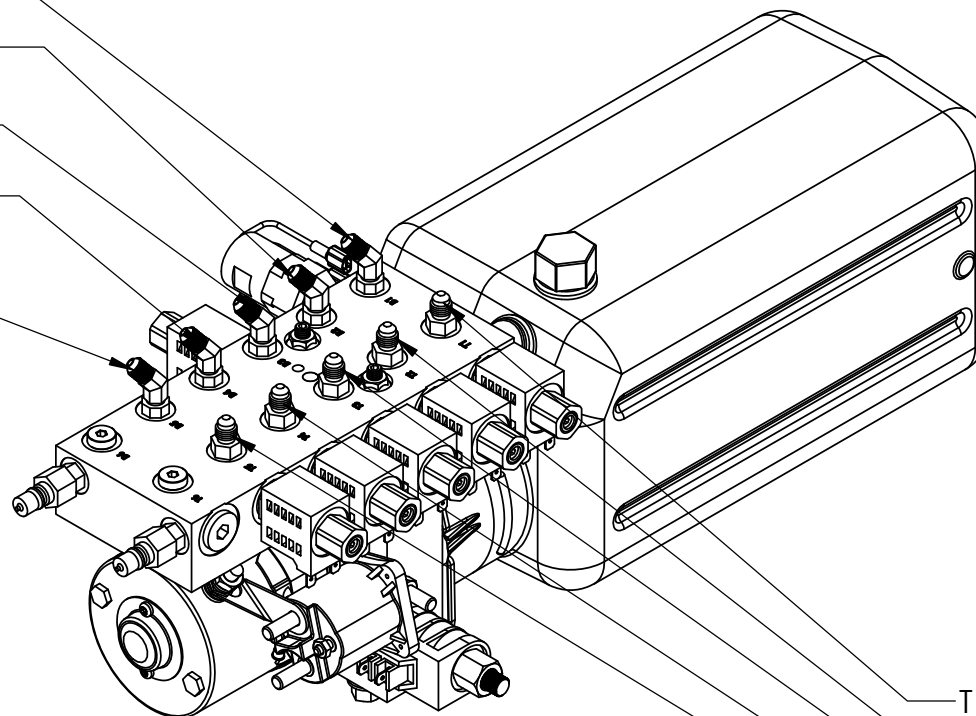
B1 = LEFT FRONT JACK  
(BROWN/BLACK)

B2 = RIGHT FRONT JACK  
(WHITE/BLACK)

B3 = LEFT REAR JACK  
(ORANGE/BLACK)

B4 = RIGHT REAR JACK  
(YELLOW/BLACK)

B5 = SLIDE #1  
(GREEN/BLACK)



T = EXTEND FUNCTION

T1 = LEFT FRONT JACK (BROWN)

T2 = RIGHT FRONT JACK (WHITE)

T3 = LEFT REAR JACK (ORANGE)

T4 = RIGHT REAR JACK (YELLOW)

T5 = SLIDE #1 (GREEN)

<b>EQ</b> SYSTEMS <small>THE INFORMATION CONTAINED IN THIS DRAWING IS THE SOLE PROPERTY OF DAYS CORPORATION, ELKHART, IN. ANY REPRODUCTION IN PART OR AS A WHOLE WITHOUT THE WRITTEN PERMISSION OF DAYS CORPORATION, ELKHART, IN. IS PROHIBITED.</small>	TITLE: 70421 PUMP & MAN		USED ON:	
	SIZE: A	SCALE: 1:8	MATERIAL:	
	DRAWN BY: CTT	DATE: 06/19/2023	PART NAME: 70421 PUMP & MAN 5 FUN UNI MOS-KS	
	APP'D BY: GSG	DATE: 6/20/2023	PAGE: 4 OF 5	DWG NO: 70421 REV:

2

1

2

1

# 70421 PUMP WIRING

MANUAL OVERRIDE SCREWS

B

B

14ga BLUE 12VDC RETRACT  
VALVE- 16ga BLACK GROUND

GROUND STUD FOR  
PUMP ASSEMBLY

18GA BROWN 12VDC LEFT FRONT  
JACK-16GA BLACK GROUND

18GA WHITE 12VDC RIGHT FRONT  
JACK-16GA BLACK GROUND

18GA ORANGE 12VDC LEFT REAR  
JACK-16GA BLACK GROUND

18GA YELLOW 12VDC RIGHT REAR  
JACK-16GA BLACK GROUND

16GA GRN/WHT 12VDC SLIDE #1  
-16GA BLACK GROUND

TO GROUND STUD  
ON PUMP

14GA BLUE

12VDC + FROM BATTERY

14GA GREEN

A

A

**EQ**  
SYSTEMS

THE INFORMATION CONTAINED IN THIS  
DRAWING IS THE SOLE PROPERTY OF  
DAYS CORPORATION, ELKHART, IN. ANY  
REPRODUCTION IN PART OR AS A WHOLE  
WITHOUT THE WRITTEN PERMISSION OF  
DAYS CORPORATION, ELKHART, IN, IS  
PROHIBITED.

TITLE: 70421 PUMP & MAN

USED ON:

SIZE:  
A

SCALE:  
1:8

MATERIAL:

DRAWN BY:  
CTT

DATE:  
06/19/2023

PART NAME:

70421 PUMP & MAN 5 FUN UNI MOS-KS

APP'D BY:  
GSG

DATE:  
6/20/2023

PAGE:

5 OF 5

DWG NO:

70421

REV:

2

1

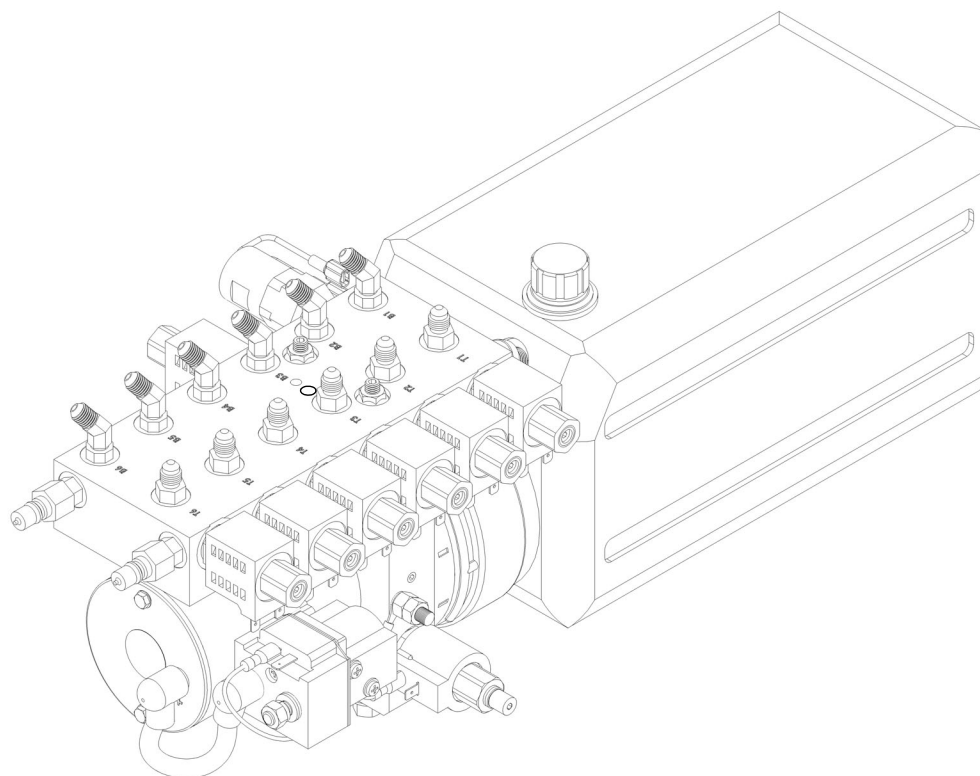
2

1

B

B

DRAWING NUMBER	PART NAME	QTY.
1122	FITTING- #4 OR MALE X #4 JIC	6
1187	SCREW-3/8-16 X 1 1/4 CUP PT SSS	2
1278	NUT-3/8 FLANGE	2
1713	PLUG-HP CAVITY	1
1724	FITTING-#4 JIC X #4 O-RING X 45	6
1735	FITTING-DF04-1/4 DIAG. TIP	2
1900DD	NUT-5/16"-18 FLANGE LOCK	2
1988	SCREW-5/16-18 X 2 3/4 SSS CUP POINT	2
2042	NUT-5/16-18 HEX ZINC	1
2047	SWITCH-PRESSURE SWITCH 1200 PSI- use 2047K	1
2128	PLUG-#4 SOCKET HEAD ORING	2
2742	MANIFOLD- BIROT 6 FUNC COMPACT	1
3073	VALVE-DELTROL	7
3074	COIL-DELTROL	7
6572	HARNESS-10" POWER & GROUND FEED	1
6649	HARNESS, 5 FUNC PUMP GROUND LEAD	1
6781KS	HARNESS, PUMP 6 FUNCTION 9 PIN-KS	1
6781P	HARNESS, 6 FUNC PUMP SLIDE PIGTAIL	1



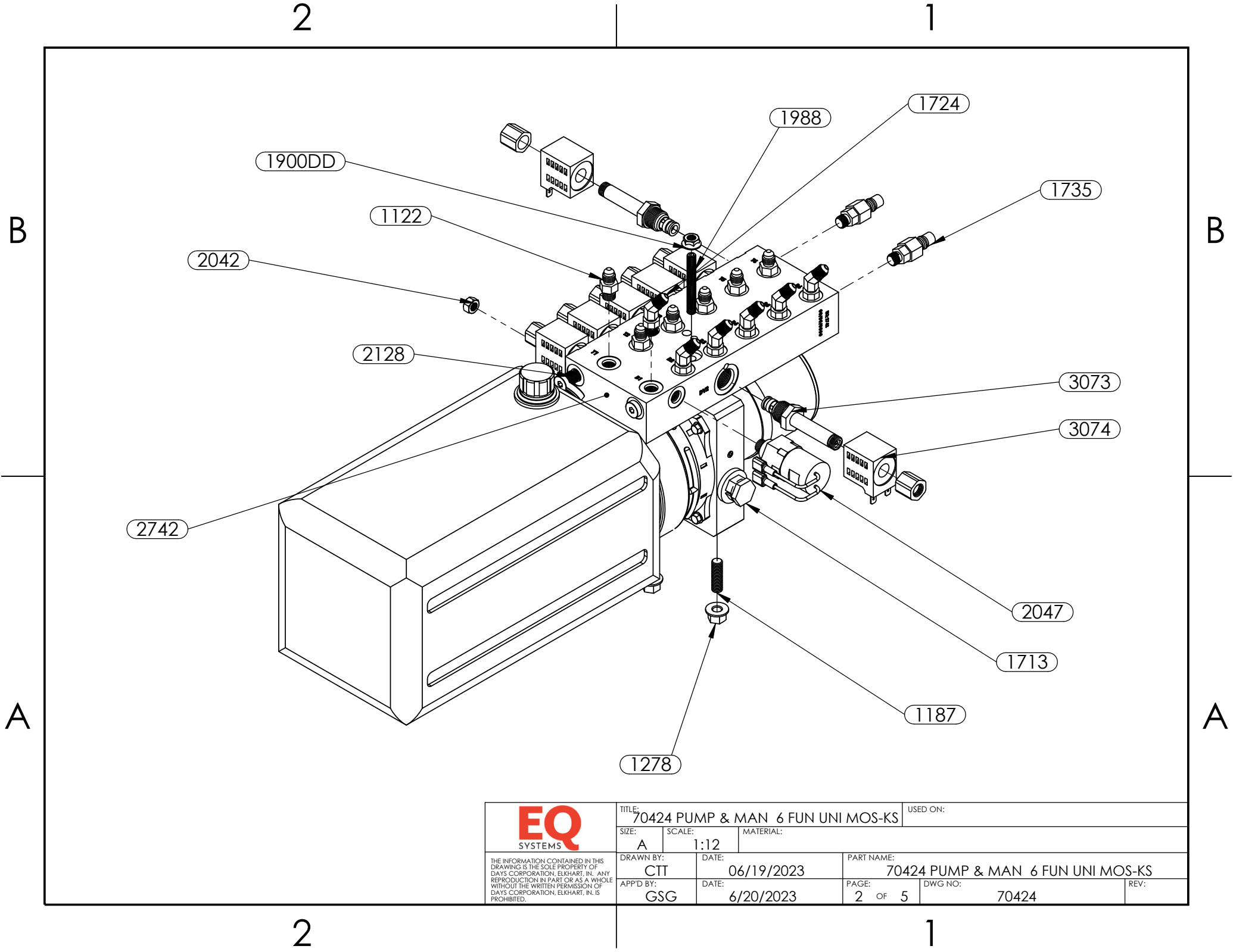
A


A

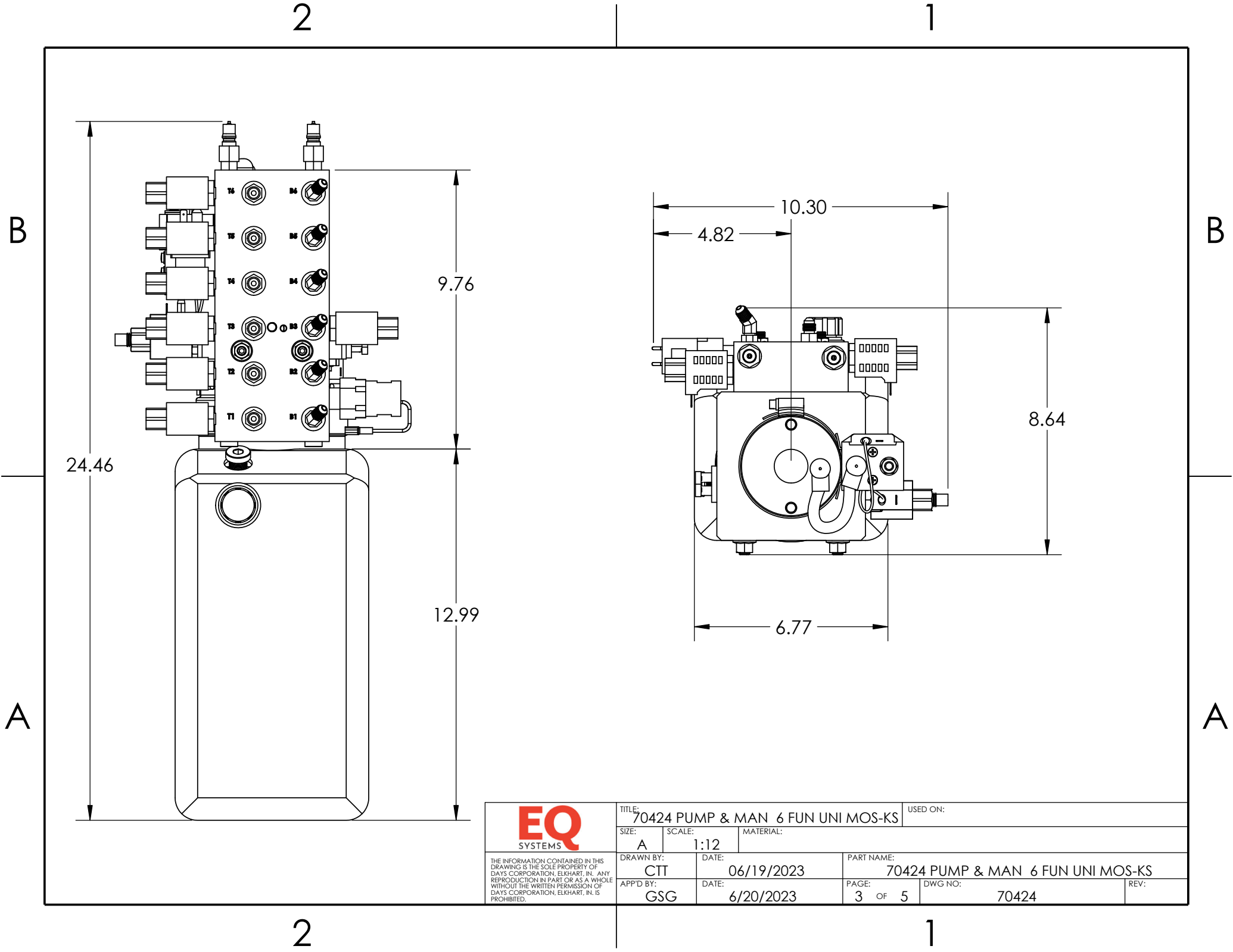
REV.	DESCRIPTION	DATE	BY	EQ SYSTEMS			TITLE:	USED ON:		
				<small>THE INFORMATION CONTAINED IN THIS DRAWING IS THE SOLE PROPERTY OF DAYS CORPORATION, ELKHART, IN. ANY REPRODUCTION IN PART OR AS A WHOLE WITHOUT THE WRITTEN PERMISSION OF DAYS CORPORATION, ELKHART, IN. IS PROHIBITED.</small>			70424 PUMP & MAN 6 FUN UNI MOS-KS			
							SIZE: A	SCALE: 1:12	MATERIAL:	
							DRAWN BY: CTT	DATE: 06/19/2023	PART NAME: 70424 PUMP & MAN 6 FUN UNI MOS-KS	
							APP'D BY: GSG	DATE: 6/20/2023	PAGE: 1 OF 5	DWG NO: 70424
									REV:	

2

1



	TITLE: 70424 PUMP & MAN 6 FUN UNI MOS-KS			USED ON:		
	SIZE: A	SCALE: 1:12	MATERIAL:			
THE INFORMATION CONTAINED IN THIS DRAWING IS THE SOLE PROPERTY OF DAYS CORPORATION, ELKHART, IN. ANY REPRODUCTION IN PART OR AS A WHOLE WITHOUT THE WRITTEN PERMISSION OF DAYS CORPORATION, ELKHART, IN. IS PROHIBITED.	DRAWN BY: CTT		DATE: 06/19/2023		PART NAME: 70424 PUMP & MAN 6 FUN UNI MOS-KS	
	APP'D BY: GSG		DATE: 6/20/2023		PAGE: 2 OF 5	DWG NO: 70424
						REV:





2

1

# HYDRAULIC HOSE CONNECTIONS 70424 PUMP

B = RETRACT FUNCTION

B1 = LEFT FRONT JACK  
(BROWN/BLACK)

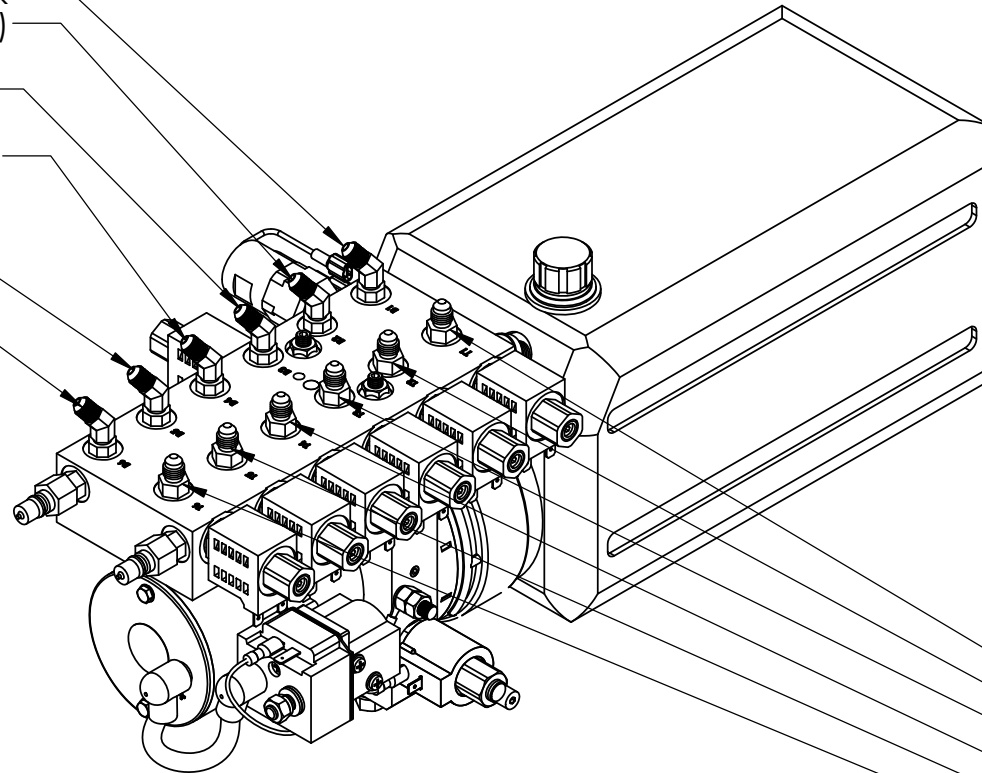
B2 = RIGHT FRONT JACK  
(WHITE/BLACK)

B3 = LEFT REAR JACK  
(ORANGE/BLACK)

B4 = RIGHT REAR JACK  
(YELLOW/BLACK)

B5 = SLIDE #1  
(GREEN/BLACK)

B6 = SLIDE #2  
(PURPLE/BLACK)



T = EXTEND FUNCTION

T1 = LEFT FRONT JACK (BROWN)

T2 = RIGHT FRONT JACK (WHITE)

T3 = LEFT REAR JACK (ORANGE)

T4 = RIGHT REAR JACK (YELLOW)

T5 = SLIDE #1 (GREEN)

T6 = SLIDE #2 (PURPLE)

**EQ**  
SYSTEMS

THE INFORMATION CONTAINED IN THIS  
DRAWING IS THE SOLE PROPERTY OF  
DAYS CORPORATION, ELKHART, IN. ANY  
REPRODUCTION IN PART OR AS A WHOLE  
WITHOUT THE WRITTEN PERMISSION OF  
DAYS CORPORATION, ELKHART, IN. IS  
PROHIBITED.

TITLE: 70424 PUMP & MAN 6 FUN UNI MOS-KS

USED ON:

SIZE:  
A

SCALE:  
1:12

MATERIAL:

DRAWN BY:  
CTT

DATE:  
06/19/2023

PART NAME:

70424 PUMP & MAN 6 FUN UNI MOS-KS

APP'D BY:  
GSG

DATE:  
6/20/2023

PAGE:

4 OF 5

DWG NO:

70424

REV:

2

1

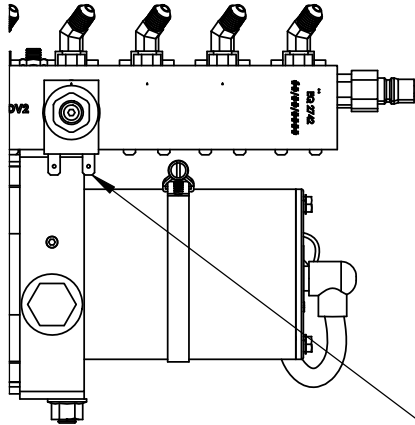
2

1

# 70424 PUMP WIRING

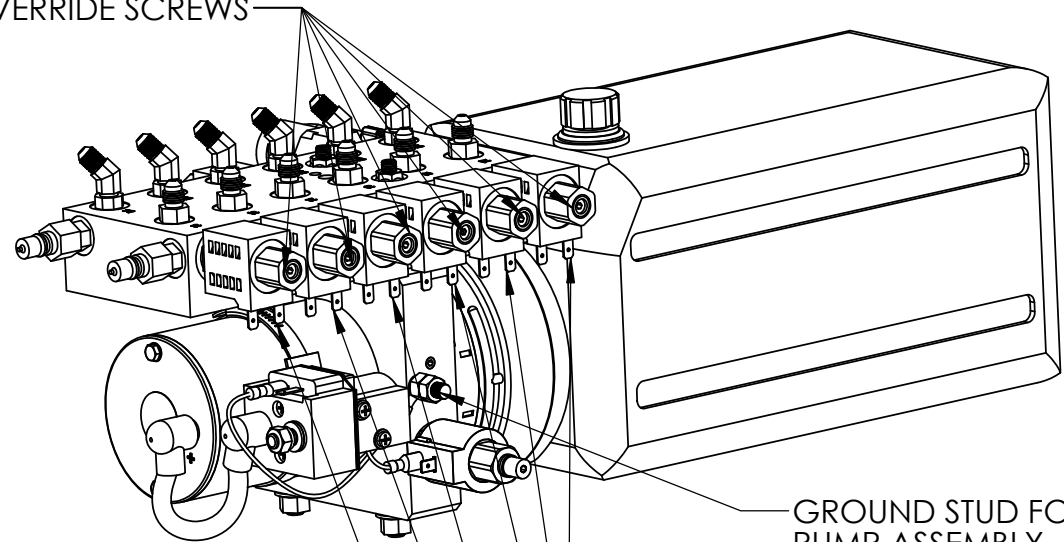
MANUAL OVERRIDE SCREWS

B



14ga BLUE 12VDC RETRACT  
VALVE- 16ga BLACK GROUND

B



GROUND STUD FOR  
PUMP ASSEMBLY

18GA BROWN 12VDC LEFT FRONT  
JACK-16GA BLACK GROUND

18GA WHITE 12VDC RIGHT FRONT  
JACK-16GA BLACK GROUND

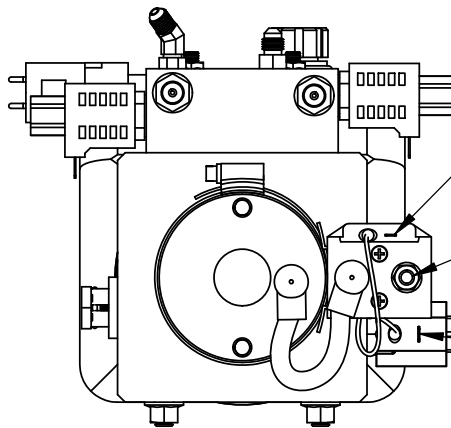
18GA ORANGE 12VDC LEFT REAR  
JACK-16GA BLACK GROUND

18GA YELLOW 12VDC RIGHT REAR  
JACK-16GA BLACK GROUND

16GA GRN/WHT 12VDC SLIDE #1  
-16GA BLACK GROUND

16GA PURPLE/WHT 12VDC SLIDE #2  
-16GA BLACK GROUND

A



14GA BLUE

12VDC + FROM BATTERY

14GA GREEN

A

<div>EQ</div> <div>SYSTEMS</div>	TITLE: 70424 PUMP & MAN 6 FUN UNI MOS-KS			USED ON:			
	SIZE: A	SCALE: 1:12	MATERIAL:				
	DRAWN BY: CTT		DATE: 06/19/2023		PART NAME: 70424 PUMP & MAN 6 FUN UNI MOS-KS		
THE INFORMATION CONTAINED IN THIS DRAWING IS THE SOLE PROPERTY OF DAYS CORPORATION, ELKHART, IN. ANY REPRODUCTION IN PART OR AS A WHOLE WITHOUT THE WRITTEN PERMISSION OF DAYS CORPORATION, ELKHART, IN. IS PROHIBITED.	APP'D BY: GSG		DATE: 6/20/2023		PAGE: 5 OF 5	DWG NO: 70424	REV:

2

1

2

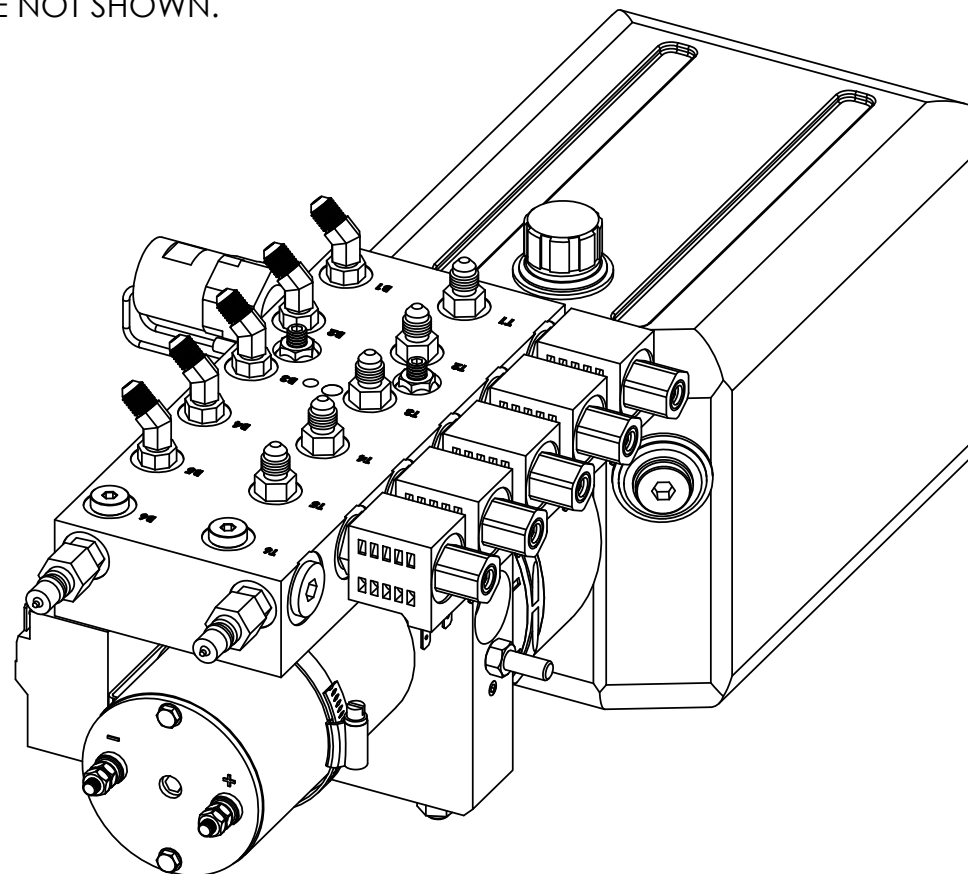
1

DRAWING NUMBER	PART NAME	QTY.
1122	FITTING- #4 OR MALE X #4 JIC	5
1187	SCREW-3/8-16 X 1 1/4 CUP PT SSS	2
1278	NUT-3/8 FLANGE	2
1724	FITTING-#4 JIC X #4 O-RING X 45	5
1735	FITTING-DF04-1/4 DIAG. TIP	2
1900DD	NUT-5/16"-18 FLANGE LOCK	2
1988	SCREW-5/16-18 X 2 3/4 SSS CUP POINT	2
2042	NUT-5/16-18 HEX ZINC	1
2047	SWITCH-PRESSURE SWITCH 1200 PSI- use 2047K	1
2128	PLUG-#4 SOCKET HEAD ORING	4
2417	PLUG-#8 SOCKET HEAD O-RING	2
2742	MANIFOLD- BIROT 6 FUNC COMPACT	1
2994	CONTACTOR-REVERSING	1
3073	VALVE-DELTROL	5
3074	COIL-DELTROL	5
3195KS	PUMP-BR-3" MOTOR-5 QT-KS	1
3329K	RESERVOIR-KIT-3195KS KR3195	1
3330	CAP-FILL-3195KS-3200KS-3201KS	1
3332	MOTOR-3195KS-3200KS-3201KS PM12800A	1
6165	HARNESS, PUMP 6 FUNCTION BIROT- CONTACTOR	1
6572C	HARNESS-10" POWER & GROUND FEED CONTACTOR	1
6650BR	HARNESS, 6 FUNC PUMP GROUND LEAD BIROT	1
6781P	HARNESS, 6 FUNC PUMP SLIDE PIGTAIL	1

NOTE:

PARTS 2994, 3329K, 3330, & 3332  
ARE INCLUDED IN PART 3195KS AS AN  
ASSEMBLY.

PARTS 6165, 6572C, & 6650BR  
ARE NOT SHOWN.



REV.	REVISIONS	DATE:	BY:
A	REMOVED 1395 PUMP MOUNT PLATE	6/23/2023	GSG

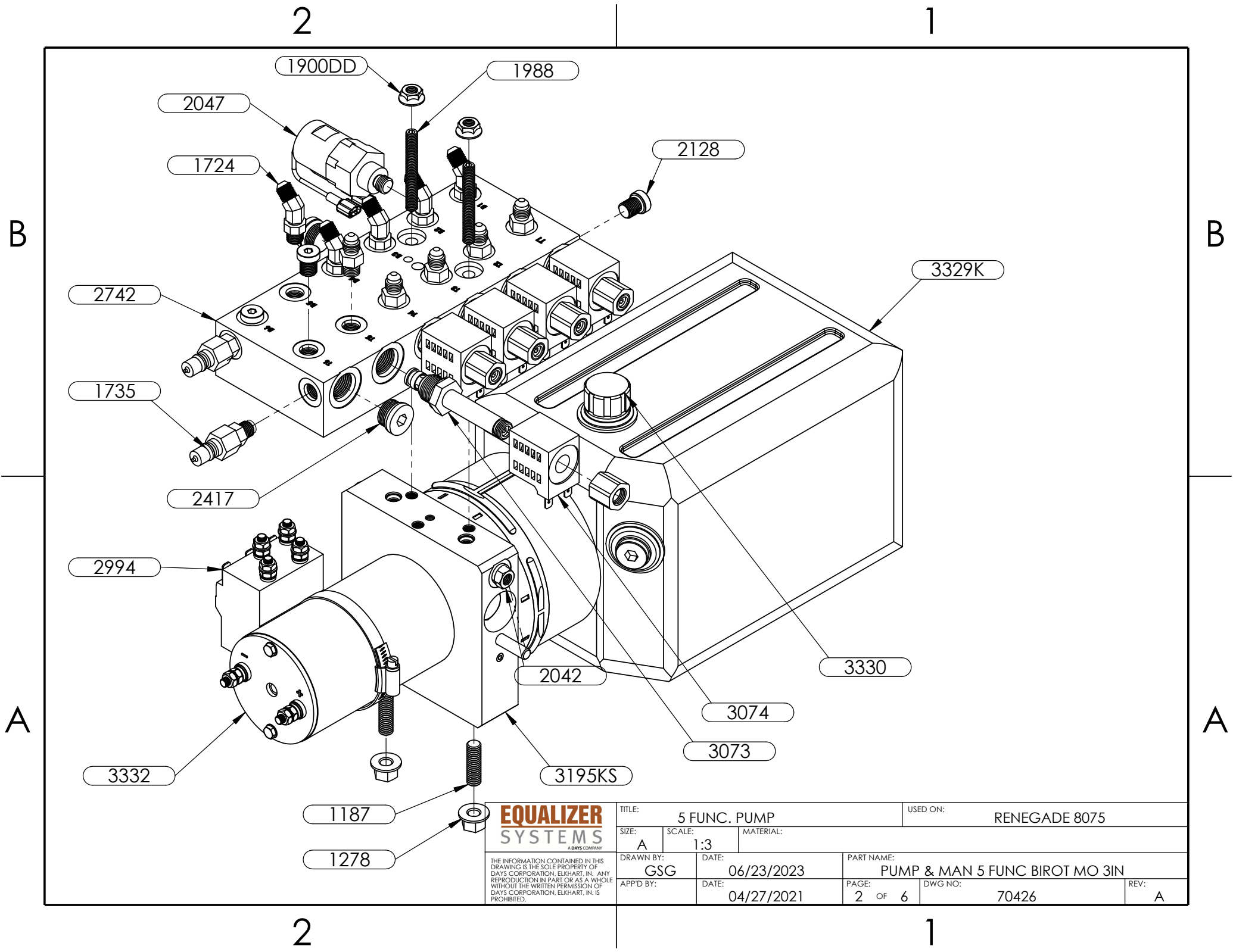
**EQUALIZER**  
**SYSTEMS**  
A DAYS COMPANY

THE INFORMATION CONTAINED IN THIS  
DRAWING IS THE SOLE PROPERTY OF  
DAYS CORPORATION, ELKHART, IN. ANY  
REPRODUCTION IN PART OR AS A WHOLE  
WITHOUT THE WRITTEN PERMISSION OF  
DAYS CORPORATION, ELKHART, IN. IS  
PROHIBITED.

TITLE: 5 FUNC. PUMP			USED ON: RENEGADE 8075		
SIZE: A	SCALE: 1:3	MATERIAL:			
DRAWN BY: GSG		DATE: 06/23/2023	PART NAME: PUMP & MAN 5 FUNC BIROT MO 3IN		
APP'D BY:	DATE: 04/27/2021	PAGE: 1 OF 6	DWG NO: 70426		REV: A

2

1



2

1

B

B

A

A

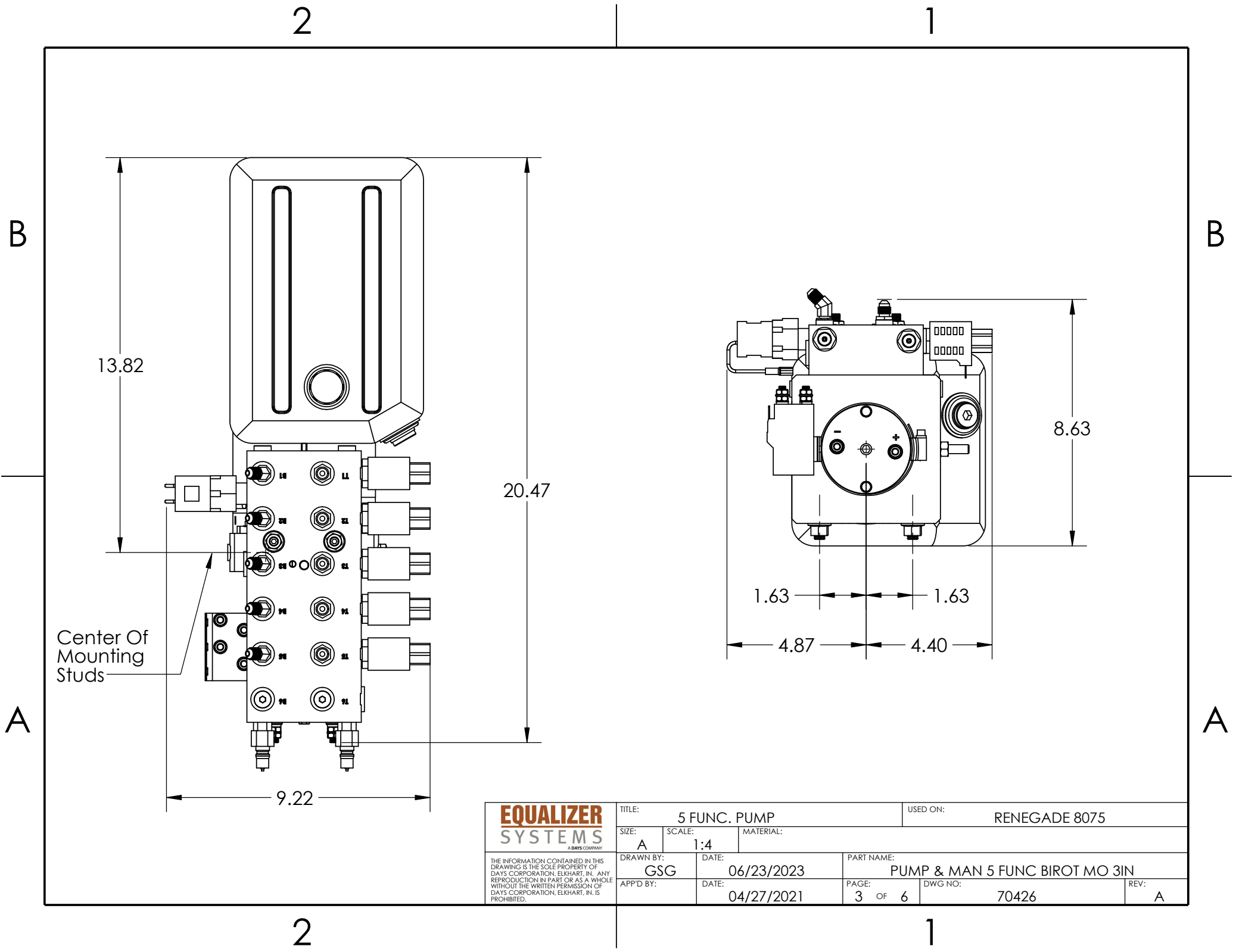
2

1

**EQUALIZER**  
**SYSTEMS**  
A DAYS COMPANY

THE INFORMATION CONTAINED IN THIS  
DRAWING IS THE SOLE PROPERTY OF  
DAYS CORPORATION, ELKHART, IN. ANY  
REPRODUCTION IN PART OR AS A WHOLE  
WITHOUT THE WRITTEN PERMISSION OF  
DAYS CORPORATION, ELKHART, IN. IS  
PROHIBITED.

TITLE: 5 FUNC. PUMP			USED ON: RENEGADE 8075		
SIZE: A	SCALE: 1:3	MATERIAL:			
DRAWN BY: GSG		DATE: 06/23/2023		PART NAME: PUMP & MAN 5 FUNC BIROT MO 3IN	
APP'D BY:		DATE: 04/27/2021		PAGE: 2 OF 6 DWG NO: 70426 REV: A	



2

1

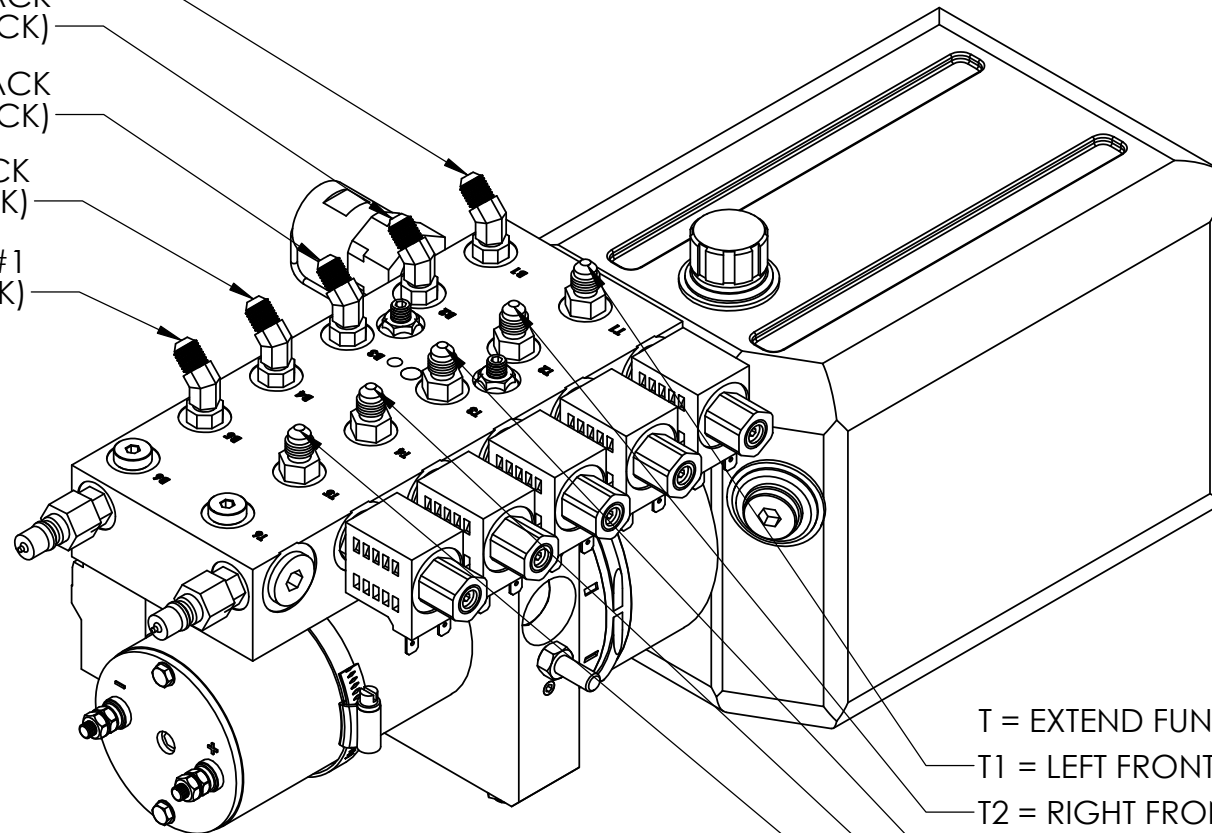
B = RETRACT FUNCTION  
 BT = LEFT FRONT JACK  
 (BROWN/BLACK)

B2 = RIGHT FRONT JACK  
 (WHITE/BLACK)

B3 = LEFT REAR JACK  
 (ORANGE/BLACK)

B4 = RIGHT REAR JACK  
 (YELLOW/BLACK)

B5 = SLIDE CYL #1  
 (GREEN/BLACK)



T = EXTEND FUNCTION

T1 = LEFT FRONT JACK (BROWN)

T2 = RIGHT FRONT JACK (WHITE)

T3 = LEFT REAR JACK (ORANGE)

T4 = RIGHT REAR JACK (YELLOW)

T5 = SLIDE CYL #1 (GREEN)

**EQUALIZER**  
**SYSTEMS**  
A DAYS COMPANY

THE INFORMATION CONTAINED IN THIS  
 DRAWING IS THE SOLE PROPERTY OF  
 DAYS CORPORATION, ELKHART, IN. ANY  
 REPRODUCTION IN PART OR AS A WHOLE  
 WITHOUT THE WRITTEN PERMISSION OF  
 DAYS CORPORATION, ELKHART, IN. IS  
 PROHIBITED.

TITLE: 5 FUNC. PUMP			USED ON: RENEGADE 8075		
SIZE: A	SCALE: 1:3	MATERIAL:			
DRAWN BY: GSG		DATE: 06/23/2023	PART NAME: PUMP & MAN 5 FUNC BIROT MO 3IN		
APP'D BY:	DATE: 04/27/2021	PAGE: 4 OF 6	DWG NO: 70426		REV: A

2

1

2

1

MANUAL OVERRIDE SCREWS

B

B

1/4" ALLEN SOCKET  
MANUAL OVERRIDE  
LOCATED UNDER  
STICKER

18GA BROWN 12VDC LEFT FRONT  
JACK-16GA BLACK GROUND

18GA WHITE 12VDC RIGHT FRONT  
JACK-16GA BLACK GROUND

18GA ORANGE 12VDC LEFT REAR  
JACK-16GA BLACK GROUND

18GA YELLOW 12VDC RIGHT REAR  
JACK-16GA BLACK GROUND

18GA GREEN 12VDC SLIDE #1  
JACK-16GA BLACK GROUND

A

A

TO GROUND STUD ON PUMP

12VDC + FROM BATTERY

16 GA BLUE 12VDC EXTEND

16 GA BLACK GROUND

16 GA GREEN 12VDC RETRACT

**EQUALIZER**  
**SYSTEMS**  
A DAYS COMPANY

THE INFORMATION CONTAINED IN THIS  
DRAWING IS THE SOLE PROPERTY OF  
DAYS CORPORATION, ELKHART, IN. ANY  
REPRODUCTION IN PART OR AS A WHOLE  
WITHOUT THE WRITTEN PERMISSION OF  
DAYS CORPORATION, ELKHART, IN. IS  
PROHIBITED.

TITLE: 5 FUNC. PUMP

USED ON: RENEGADE 8075

SIZE:  
A

SCALE:  
1:3

MATERIAL:

DRAWN BY:  
GSG

DATE:  
06/23/2023

PART NAME:  
PUMP & MAN 5 FUNC BIROT MO 3IN

APP'D BY:

DATE:  
04/27/2021

PAGE:  
5 OF 6

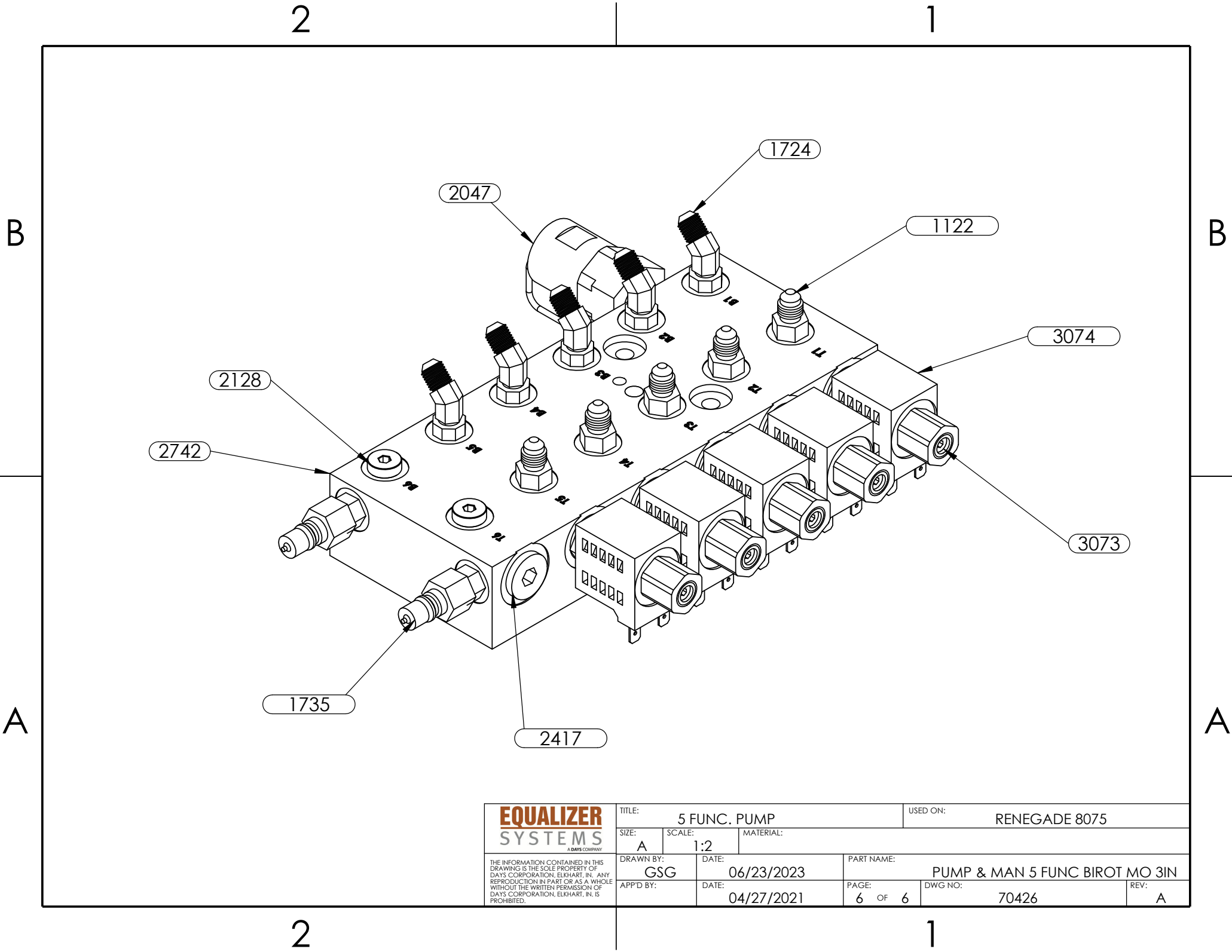
DWG NO:  
70426

REV:  
A

2

1





<b>EQUALIZER</b> <b>SYSTEMS</b> <small>A DAYS COMPANY</small>	TITLE: 5 FUNC. PUMP		USED ON: RENEGADE 8075			
	SIZE: A	SCALE: 1:2	MATERIAL:			
THE INFORMATION CONTAINED IN THIS DRAWING IS THE SOLE PROPERTY OF DAYS CORPORATION. REUSE IN ANY REPRODUCTION IN PART OR AS A WHOLE WITHOUT THE WRITTEN PERMISSION OF DAYS CORPORATION, ELKHART, IN, IS PROHIBITED.	DRAWN BY: GSG		DATE: 06/23/2023		PART NAME: PUMP & MAN 5 FUNC BIROT MO 3IN	
	APP'D BY:		DATE: 04/27/2021		PAGE: 6 OF 6	DWG NO: 70426
						REV: A

THE INFORMATION CONTAINED IN THIS DRAWING IS THE SOLE PROPERTY OF DAYS CORPORATION, ELKHART, IN. ANY REPRODUCTION IN PART OR AS A WHOLE WITHOUT THE WRITTEN PERMISSION OF DAYS CORPORATION, ELKHART, IN, IS PROHIBITED.

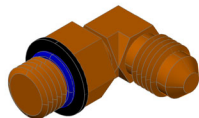


## 7977 PARTS LIST

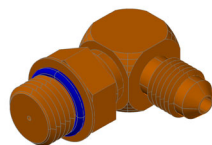
ITEM	PART#	DESCRIPTION	QUAN	COLOR CODE	LOCATION
1	2459	HOSE-4'	1	ORANGE STRIPE/YELLOW STRIPE	BOTTOM OF LR JACK TO BOTTOM OF RR JACK
2	2461	HOSE-6'	1	WHITE SOLID	PUMP PORT T2 TO TOP OF RF JACK
3	2461	HOSE-6'	1	WHITE STRIPE	PUMP PORT B2 TO BOTTOM OF RF JACK
4	2465	HOSE-10'	1	BROWN SOLID	PUMP PORT T1 TO TOP OF LF JACK
5	2465	HOSE-10'	1	BROWN STRIPE	PUMP PORT B1 TO BOTTOM OF LF JACK
6	2469	HOSE-14'	1	ORANGE SOLID	PUMP PORT T3 TO TOP OF LR JACK
7	2469	HOSE-14'	1	ORANGE STRIPE	PUMP PORT B3 TO BOTTOM OF LR JACK
8	2469	HOSE-14'	1	YELLOW SOLID	PUMP PORT T4 TO TOP OF RR JACK

## REQUIRED JACK FITTINGS

ITEM	PART#	DESCRIPTION	QUAN
9	1124	FITTING-#4 JIC X #4 OR MALE 90	5
10	2118	FITTING-RESTRICTOR #6 OR X #4 JIC 90	4



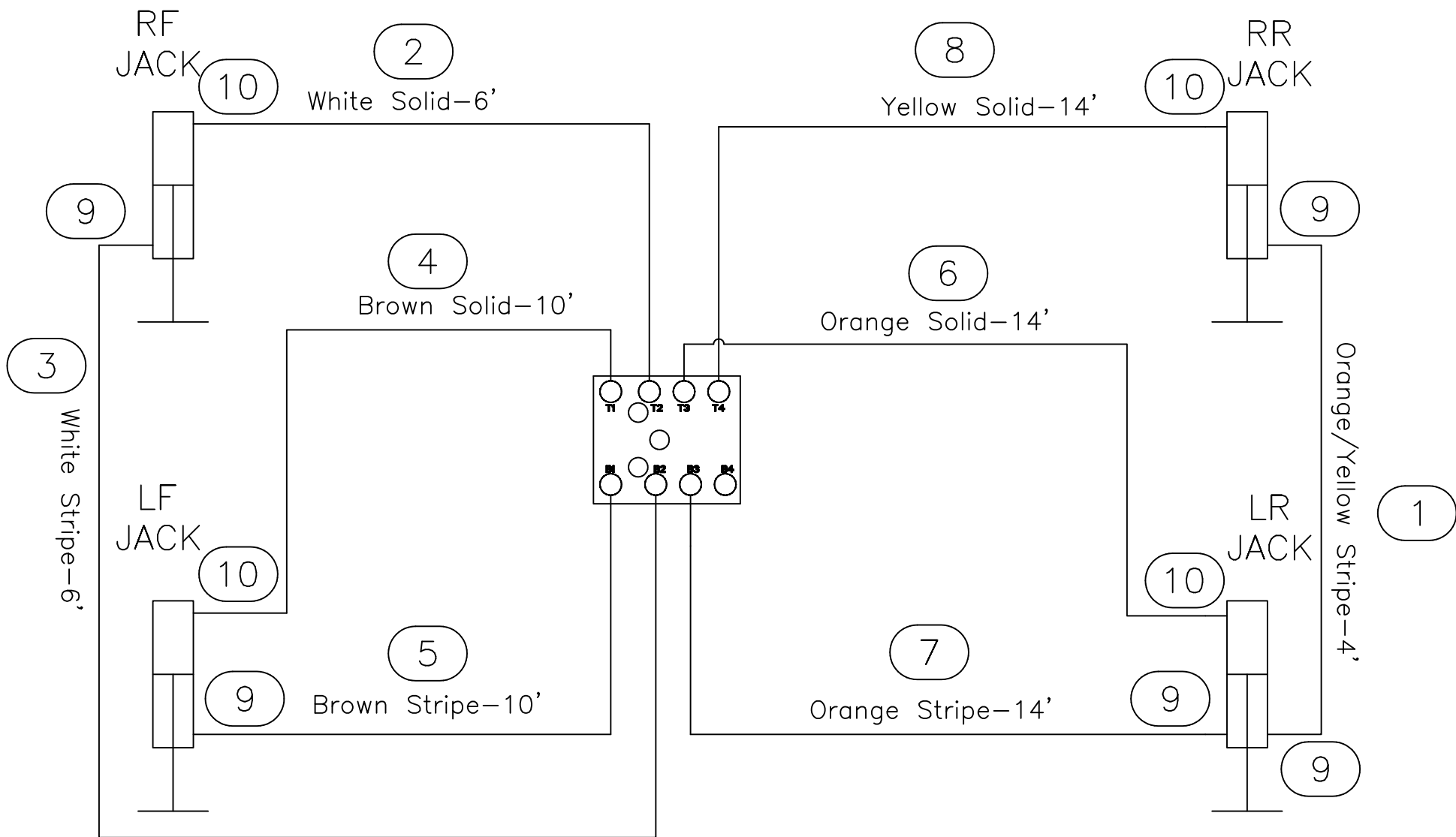
1124 FITTING



2118 FITTING

**Warranty authorization must come directly from Equalizer Systems. (800) 846-9659.**

<b>Equalizer</b> 55169 COUNTY ROAD 3 ELKHART, IN 46515  NOTICE - This drawing, including principles of design, is the property of Days Corporation, Elkhart, Indiana, with the agreement that it is not to be reproduced, copied, or loaned in any manner that may constitute a detriment directly or indirectly to Days Corporation. Acceptance of this will be construed as an agreement of the above.	#	REVISIONS	BY:	DATE:	UNLESS OTHERWISE SPECIFIED: TOLERANCES: .XXX ± 0.010 .XX ± 0.010 .X ± 0.030 ANG. ± 1/2"	TITLE HOSE CHART	USED ON: SPRINTER CHASSIS
					REMOVE ALL BURRS AND SHARP EDGES .015 MAX	SIZE SCALE MATERIAL A 1: 1 AS	
						DRW BY: SJ	PART NAME: HOSE KIT-RENEGADE 8757/8757REN
						DATE: 7/6/22	PAGE: 1 OF 2
						APP'D BY: -	DWG NO.: P7977
						DATE:	REV:



**Warranty authorization must come directly from Equalizer Systems. (800) 846-9659.**

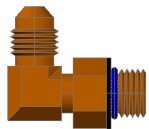
<div>Equalizer</div> <div>55169 COUNTY ROAD 3 ELKHART, IN 46515</div>	#	REVISIONS	BY:	DATE:	<div>UNLESS OTHERWISE SPECIFIED:</div> <div>TOLERANCES:</div> <div>.XXX ± 0.010</div> <div>.XX ± 0.010</div> <div>.X ± 0.030</div> <div>ANG. ± 1/2'</div> <div>REMOVE ALL BURRS AND SHARP EDGES .015 MAX</div>	TITLE		USED ON:		
						HOSE CHART		SPRINTER CHASSIS		
						SIZE	SCALE	MATERIAL		
						A	1: 1	AS	NOTED	
						DRW BY:	DATE:	PART NAME:		
<div>NOTICE – This drawing, including principles of design, is the property of Days Corporation, Elkhart, Indiana, with the agreement that it is not to be reproduced, copied, or loaned in any manner that may constitute a detriment directly or indirectly to Days Corporation. Acceptance of this will be construed as an agreement of the above.</div>					SJ	7/6/22	HOSE KIT-RENEGADE 8757/8757REN			
					APP'D BY	DATE:	PAGE:	DWG NO.:	REV:	
					—	—	2 OF 2	P7977	—	

## 70096 PARTS LIST

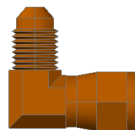
ITEM	PART#	DESCRIPTION	QUAN	COLOR CODE	LOCATION
1	2463	HOSE-8'	1	ORANGE STRIPE/YELLOW STRIPE	BOTTOM OF LR JACK TO BOTTOM OF RR JACK
2	2463	HOSE-8'	1	BROWN STRIPE/WHITE STRIPE	BOTTOM OF LF JACK TO BOTTOM OF RF JACK
3	2463	HOSE-8'	1	BROWN SOLID	PUMP PORT T1 TO TOP OF LF JACK
4	2463	HOSE-8'	1	BROWN STRIPE	PUMP PORT B1 TO BOTTOM OF LF JACK
5	2465	HOSE-10'	1	WHITE SOLID	PUMP PORT T2 TO TOP OF RF JACK
6	2476	HOSE-22'	1	ORANGE SOLID	PUMP PORT T3 TO TOP OF LR JACK
7	2476	HOSE-22'	1	ORANGE STRIPE	PUMP PORT B3 TO BOTTOM OF LR JACK
8	2476	HOSE-22'	1	YELLOW SOLID	PUMP PORT T4 TO TOP OF RR JACK

## REQUIRED JACK FITTINGS

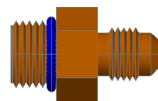
ITEM	PART#	DESCRIPTION	QUAN
9	1124	FITTING-#4 JIC X #4 OR MALE 90	6
10	1190	FITTING-#4 X #4 JIC SWIVEL 90	4
11	1403	FITTING-RESTRICTOR #6 X #4-042 ORIFICE	4



1124 FITTING



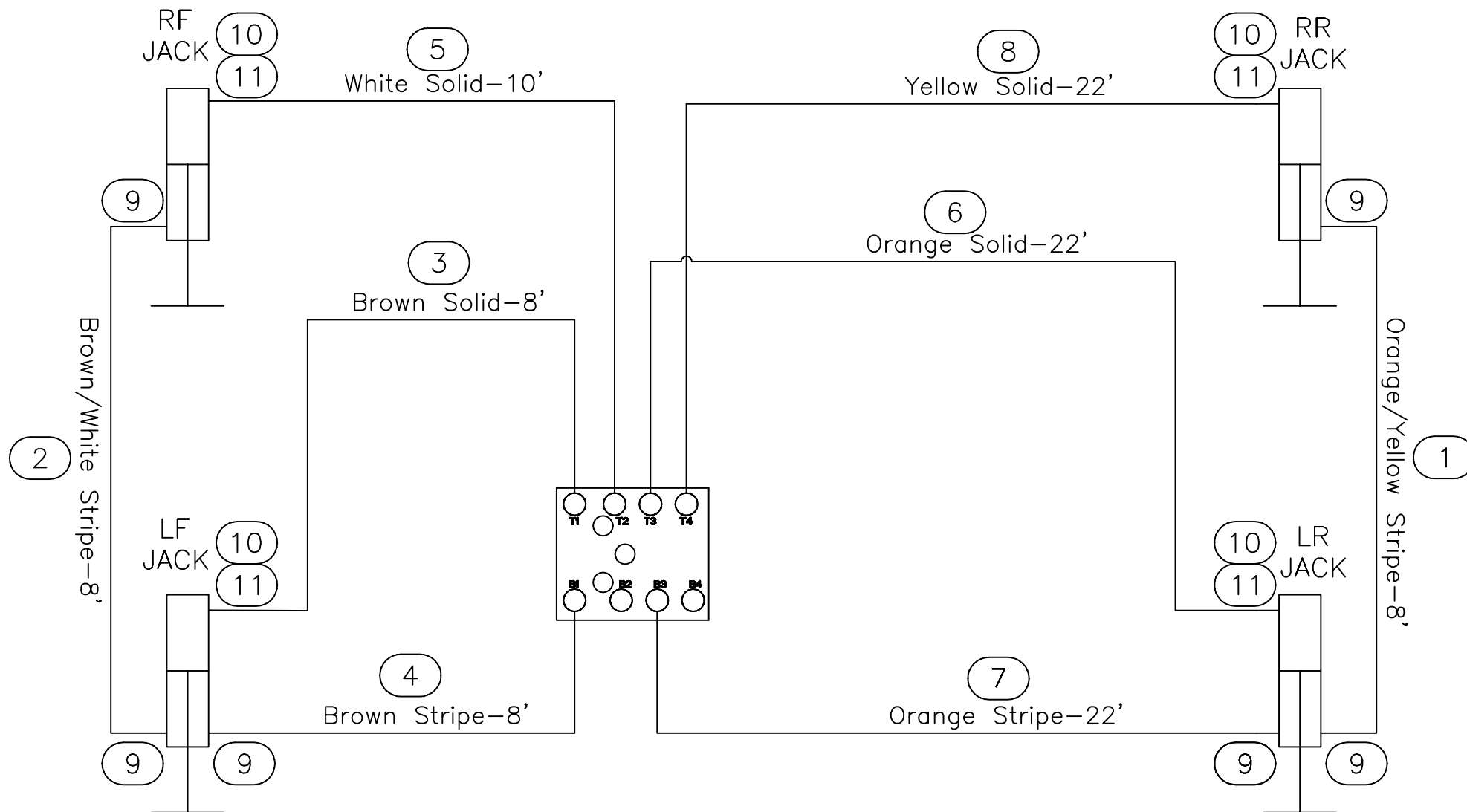
1190 FITTING



1403 FITTING

**Warranty authorization must come directly from Equalizer Systems. (800) 846-9659.**

<div>Equalizer</div> <div>55169 COUNTY ROAD 3 ELKHART, IN 46515</div> <div>NOTICE -- This drawing, including principles of design, is the property of Days Corporation, Elkhart, Indiana, with the agreement that it is not to be reproduced, copied, or loaned in any manner that may constitute a detriment directly or indirectly to Days Corporation. Acceptance of this will be construed as an agreement of the above.</div>	#	REVISIONS	BY:	DATE:	<div>UNLESS OTHERWISE SPECIFIED:</div> <div>TOLERANCES:</div> <div>.XXX ± 0.010</div> <div>.XX ± 0.010</div> <div>.X ± 0.030</div> <div>ANG. ± 1/2"</div> <div>REMOVE ALL BURRS AND SHARP EDGES .015 MAX</div>	TITLE		USED ON:	
	A	Changed all hose lengths due to pump location change	SJ	3/12/18		RENEGADE HOSE CHART		FORD F550 CHASSIS	
	B	Changed orange solid and orange stripe from 20' to 22'	SJ	8/30/18		SIZE	SCALE	MATERIAL	
	C	Changed Brown Stripe and Solid to 8', White solid to 10'	SJ	9/6/18		A	1: 1	AS	NOTED
						DRW BY:	DATE:	PART NAME:	
						SJ	1/25/18	HOSE KIT-RENEGADE 8237A	
						APP'D BY	DATE:	PAGE:	DWG NO.:
						—	—	1 OF 2	P70096
								REV:	C



**Warranty authorization must come directly from Equalizer Systems. (800) 846-9659.**

*Equalizer*

55169 COUNTY ROAD 3  
ELKHART, IN 46515

NOTICE - This drawing, including principles of design, is the property of Days Corporation, Elkhart, Indiana, with the agreement that it is not to be reproduced, copied, or loaned in any manner that may constitute a detriment directly or indirectly to Days Corporation. Acceptance of this will be construed as an agreement of the above.

#	REVISIONS	BY:	DATE:
A	Changed all hose lengths due to pump location change	SJ	3/12/18
B	Changed orange solid and orange stripe from 20' to 22'	SJ	8/30/18
C	Changed Brown Stripe and Solid to 8', White solid to 10'	SJ	9/6/18

UNLESS OTHERWISE SPECIFIED:  
TOLERANCES:  
.XXX ± 0.010  
.XX ± 0.010  
.X ± 0.030  
ANG. ± 1/2"  
REMOVE ALL BURRS AND SHARP EDGES .015 MAX

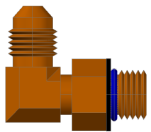
TITLE			USED ON:	
RENEGADE HOSE CHART			FORD F550 CHASSIS	
SIZE	SCALE	MATERIAL		
A	1: 1	AS	NOTED	
DRW BY:	DATE:	PART NAME:		
SJ	1/25/18	HOSE KIT-RENEGADE 8237A		
APP'D BY	DATE:	PAGE:	DWG NO.:	REV:
—	—	2 OF 2	P70096	C

## 70196 PARTS LIST

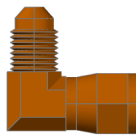
ITEM	PART#	DESCRIPTION	QUAN	COLOR CODE	LOCATION
1	2469	HOSE-14'	1	WHITE SOLID	PUMP PORT T2 TO TOP OF RF JACK
2	2469	HOSE-14'	1	WHITE STRIPE	PUMP PORT B2 TO BOTTOM OF RF JACK
3	2469	HOSE-14'	1	BROWN SOLID	PUMP PORT T1 TO TOP OF LF JACK
4	2469	HOSE-14'	1	BROWN STRIPE	PUMP PORT B1 TO BOTTOM OF LF JACK
5	2471	HOSE-16'	1	YELLOW SOLID	PUMP PORT T4 TO TOP OF RR JACK
6	2471	HOSE-16'	1	YELLOW STRIPE	PUMP PORT B4 TO TOP OF RR JACK
7	2473	HOSE-18'	1	ORANGE SOLID	PUMP PORT T3 TO TOP OF LR JACK
8	2473	HOSE-18'	1	ORANGE STRIPE	PUMP PORT B3 TO BOTTOM OF LR JACK

## REQUIRED JACK FITTINGS

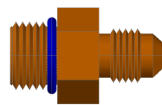
ITEM	PART#	DESCRIPTION	QUAN
9	1124	FITTING-#4 JIC X #4 OR MALE 90	4
10	1190	FITTING-#4 X #4 JIC SWIVEL 90	4
11	1403	FITTING-RESTRICTOR #6 X #4-042 ORIFICE	4



1124 FITTING



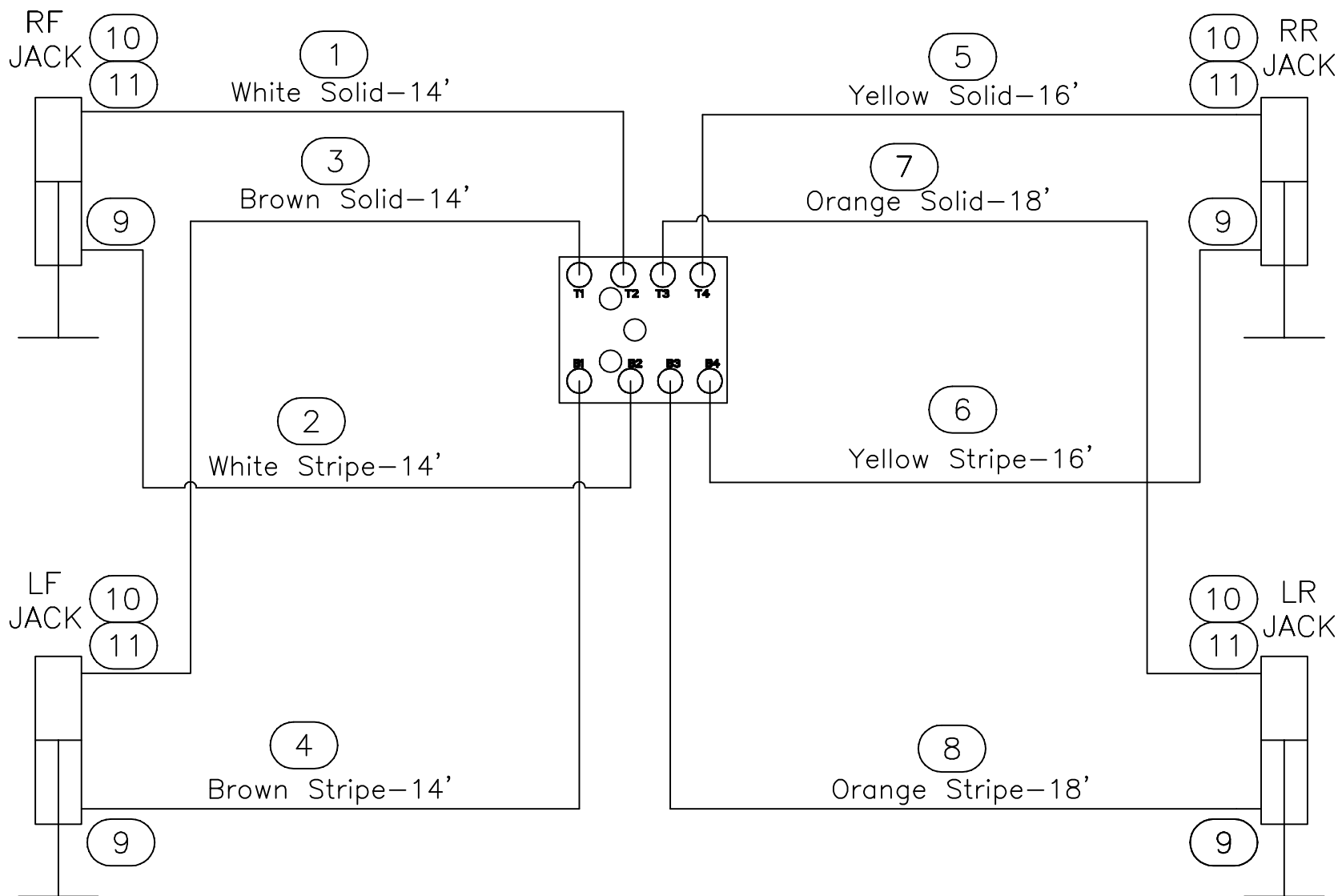
1190 FITTING



1403 FITTING

**Warranty authorization must come directly from Equalizer Systems. (800) 846-9659.**

<div>EQ SYSTEMS</div> <div>55169 COUNTY ROAD 3 ELKHART, IN 46514</div> <div>NOTICE – This drawing, including principles of design, is the property of EQ United, Elkhart, Indiana, with the agreement that it is not to be reproduced, copied, or loaned in any manner that may constitute a detriment directly or indirectly to EQ United Corporation. Acceptance of this will be construed as an agreement of the above.</div>	#	REVISIONS	BY:	DATE:	UNLESS OTHERWISE SPECIFIED: TOLERANCES: .XXX ± 0.010 .XX ± 0.010 .X ± 0.030 ANG. ± 1/2'  REMOVE ALL BURRS AND SHARP EDGES .015 MAX	TITLE RENEGADE HOSE CHART		USED ON: VALENCIA		
						SIZE	SCALE	MATERIAL		
						A	1: 1	AS	NOTED	
						DRW BY:	DATE:	PART NAME:		
						SJ	11/2/21	HOSE KIT-RENEGADE 8083A		
						APP'D BY	DATE:	PAGE:	DWG NO.:	REV:
						—	—	1 OF 2	P70196	—



**Warranty authorization must come directly from Equalizer Systems. (800) 846-9659.**

<div>EQ</div> <div>SYSTEMS</div>	55169 COUNTY ROAD 3 ELKHART, IN 46514	#	REVISIONS	BY:	DATE:	UNLESS OTHERWISE SPECIFIED: TOLERANCES: .XXX ± 0.010 .XX ± 0.010 .X ± 0.030 ANG. ± 1/2" REMOVE ALL BURRS AND SHARP EDGES .015 MAX	TITLE RENEGADE HOSE CHART		USED ON: VALENCIA			
	NOTICE – This drawing, including principles of design, is the property of EQ United, Elkhart, Indiana, with the agreement that it is not to be reproduced, copied, or loaned in any manner that may constitute a detriment directly or indirectly to EQ United Corporation. Acceptance of this will be construed as an agreement of the above.							SIZE A	SCALE 1: 1	MATERIAL AS NOTED		
								DRW BY: SJ	DATE: 11/2/21	PART NAME: HOSE KIT-RENEGADE 8083A		
								APP'D BY —	DATE: —	PAGE: 2 OF 2	DWG NO.: P70196	REV: —

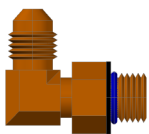
NOTICE — This drawing, including principles of design, is the property of EQ United, Elkhart, Indiana, with the agreement that it is not to be reproduced, copied, or loaned in any manner that may constitute a detriment directly or indirectly to EQ United Corporation. Acceptance of this will be construed as an agreement of the above.

## 70197 PARTS LIST

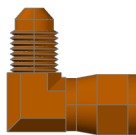
ITEM	PART#	DESCRIPTION	QUAN	COLOR CODE	LOCATION
1	2465	HOSE-10'	1	WHITE SOLID	PUMP PORT T2 TO TOP OF RF JACK
2	2465	HOSE-10'	1	WHITE STRIPE	PUMP PORT B2 TO BOTTOM OF RF JACK
3	2467	HOSE-12'	1	BROWN SOLID	PUMP PORT T1 TO TOP OF LF JACK
4	2467	HOSE-12'	1	BROWN STRIPE	PUMP PORT B1 TO BOTTOM OF LF JACK
5	2475	HOSE-20'	1	YELLOW SOLID	PUMP PORT T4 TO TOP OF RR JACK
6	2475	HOSE-20'	1	YELLOW STRIPE	PUMP PORT B4 TO TOP OF RR JACK
7	2476	HOSE-22'	1	ORANGE SOLID	PUMP PORT T3 TO TOP OF LR JACK
8	2476	HOSE-22'	1	ORANGE STRIPE	PUMP PORT B3 TO BOTTOM OF LR JACK

## REQUIRED JACK FITTINGS

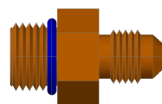
ITEM	PART#	DESCRIPTION	QUAN
9	1124	FITTING-#4 JIC X #4 OR MALE 90	4
10	1190	FITTING-#4 X #4 JIC SWIVEL 90	4
11	1403	FITTING-RESTRICTOR #6 X #4-042 ORIFICE	4



1124 FITTING



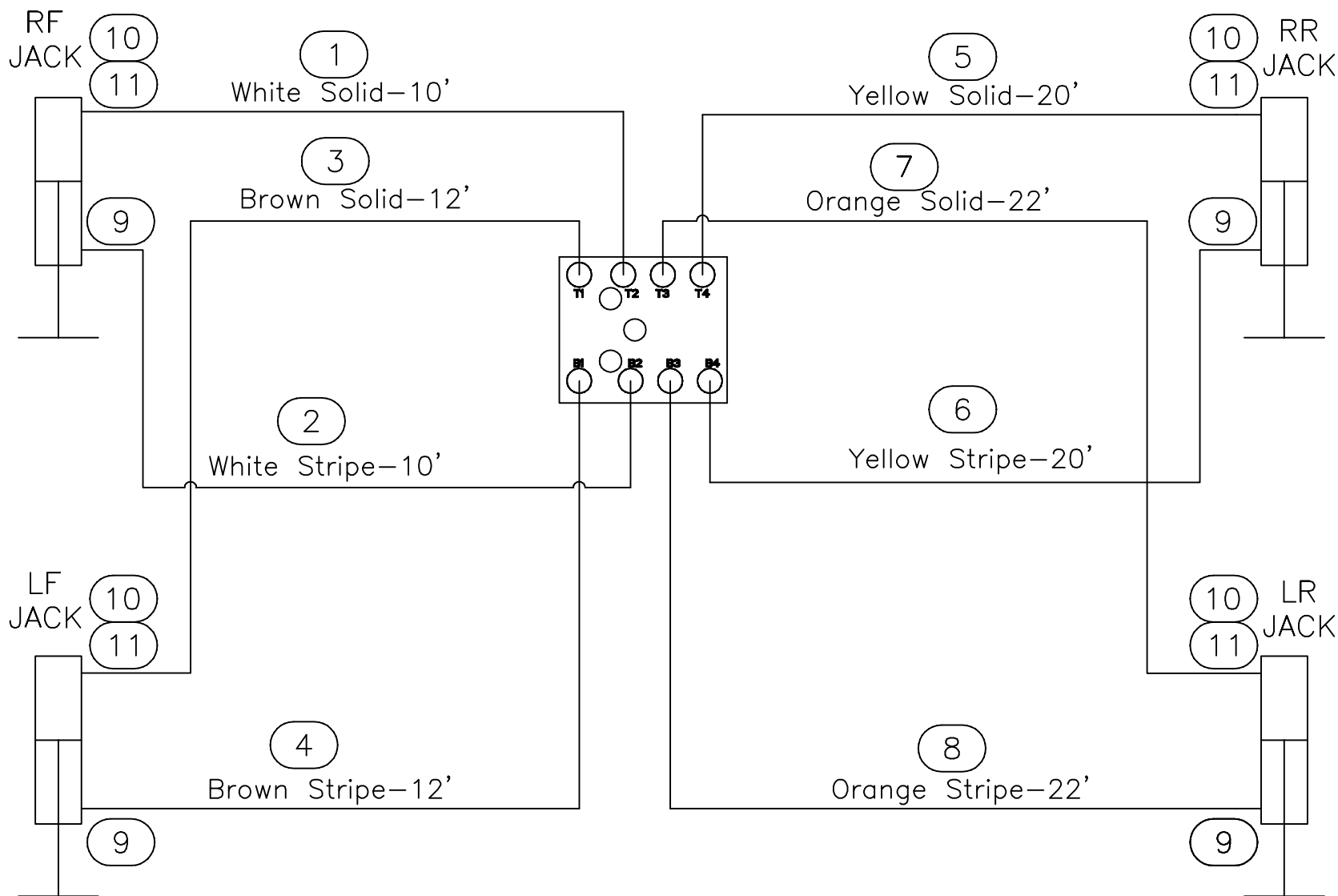
1190 FITTING



1403 FITTING

**Warranty authorization must come directly from Equalizer Systems. (800) 846-9659.**

<b>EQ</b> 55169 COUNTY ROAD 3 ELKHART, IN 46514  NOTICE - This drawing, including principles of design, is the property of EQ United, Elkhart, Indiana, with the agreement that it is not to be reproduced, copied, or loaned in any manner that may constitute a detriment directly or indirectly to EQ United Corporation. Acceptance of this will be construed as an agreement of the above.	#	REVISIONS	BY:	DATE:	UNLESS OTHERWISE SPECIFIED: TOLERANCES: .XXX ± 0.010 .XX ± 0.010 .X ± 0.030 ANG. ± 1/2" REMOVE ALL BURRS AND SHARP EDGES .015 MAX	TITLE RENEGADE HOSE CHART		USED ON: VERONA & VERONA LE	
						SIZE A	SCALE 1: 1	MATERIAL AS	NOTED
						DRW BY: SJ	DATE: 11/2/21	PART NAME: HOSE KIT-RENEGADE 8609A	
						APP'D BY -	DATE: -	PAGE: 1 OF 2	
								DWG NO.: P70197	REV: -



**Warranty authorization must come directly from Equalizer Systems. (800) 846-9659.**

<b>EQ</b> SYSTEMS	55169 COUNTY ROAD 3 ELKHART, IN 46514	#	REVISIONS	BY:	DATE:	UNLESS OTHERWISE SPECIFIED: TOLERANCES: .XXX ± 0.010 .XX ± 0.010 .X ± 0.030 ANG. ± 1/2" REMOVE ALL BURRS AND SHARP EDGES .015 MAX	TITLE RENEGADE HOSE CHART SIZE SCALE MATERIAL A 1: 1 AS DRW BY: SJ DATE: 11/2/21 APP'D BY: — DATE: —	USED ON: VERONA & VERONA LE NOTED PART NAME: HOSE KIT-RENEGADE 8609A PAGE: 2 OF 2 DWG NO.: P70197 REV: —

NOTICE — This drawing, including principles of design, is the property of EQ United, Elkhart, Indiana, with the agreement that it is not to be reproduced, copied, or loaned in any manner that may constitute a detriment directly or indirectly to EQ United Corporation. Acceptance of this will be construed as an agreement of the above.

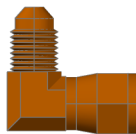


## 70213 PARTS LIST

ITEM	PART#	DESCRIPTION	QUAN	COLOR CODE	LOCATION
1	2469	HOSE-14'	1	WHITE SOLID	PUMP PORT T2 TO TOP OF RF JACK
2	2469	HOSE-14'	1	WHITE STRIPE	PUMP PORT B2 TO BOTTOM OF RF JACK
3	2471	HOSE-16'	1	BROWN SOLID	PUMP PORT T1 TO TOP OF LF JACK
4	2471	HOSE-16'	1	BROWN STRIPE	PUMP PORT B1 TO BOTTOM OF LF JACK
5	2475	HOSE-20'	1	YELLOW SOLID	PUMP PORT T4 TO TOP OF RR JACK
6	2475	HOSE-20'	1	YELLOW STRIPE	PUMP PORT B4 TO TOP OF RR JACK
7	2476	HOSE-22'	1	ORANGE SOLID	PUMP PORT T3 TO TOP OF LR JACK
8	2476	HOSE-22'	1	ORANGE STRIPE	PUMP PORT B3 TO BOTTOM OF LR JACK

## REQUIRED JACK FITTINGS

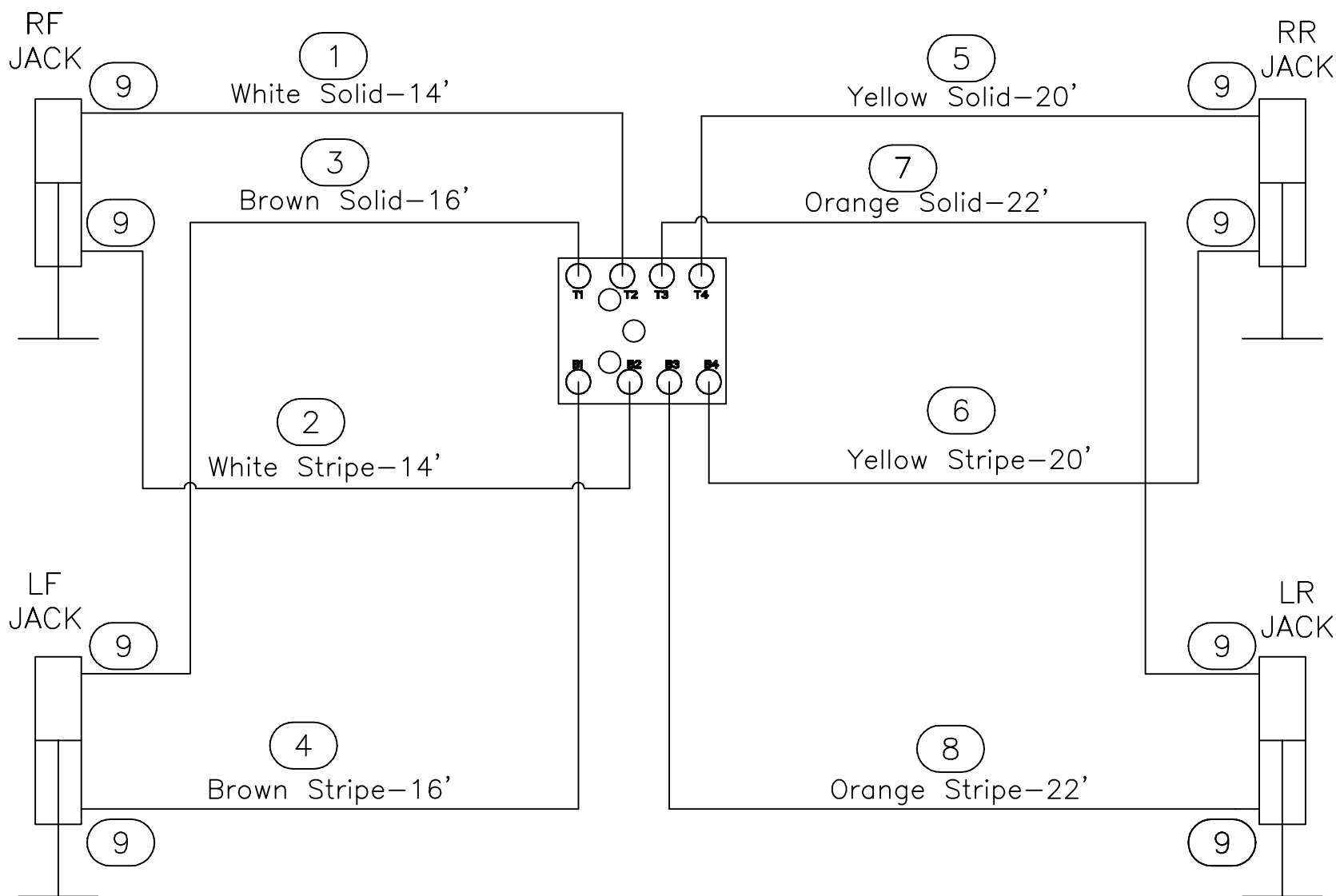
ITEM	PART#	DESCRIPTION	QUAN
9	1190	FITTING-#4 X #4 JIC SWIVEL 90	8



1190 FITTING

**Warranty authorization must come directly from Equalizer Systems. (800) 846-9659.**

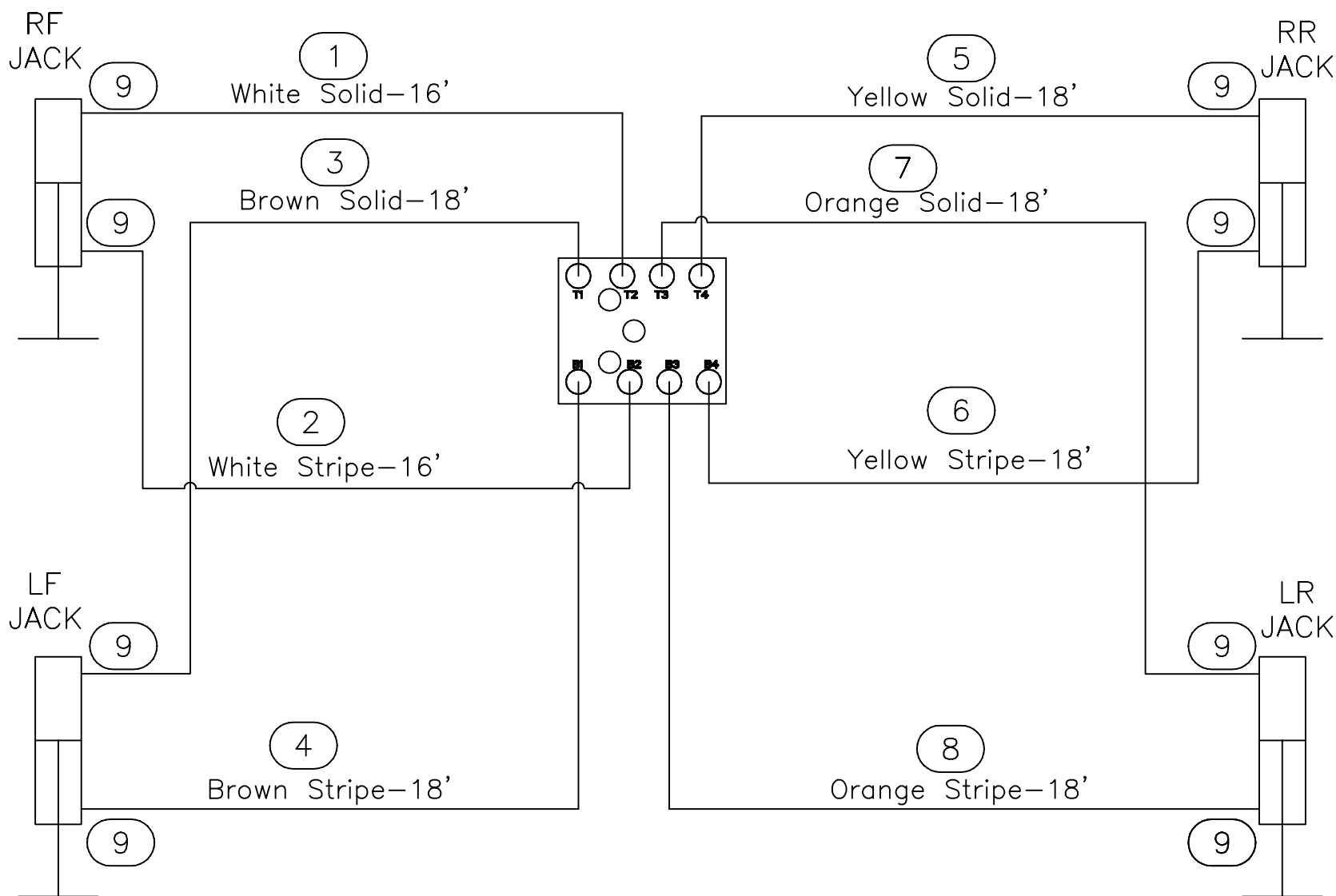
<div>EQ SYSTEMS</div> <div>55169 COUNTY ROAD 3 ELKHART, IN 46514</div> <div>NOTICE – This drawing, including principles of design, is the property of EQ United, Elkhart, Indiana, with the agreement that it is not to be reproduced, copied, or loaned in any manner that may constitute a detriment directly or indirectly to EQ United Corporation. Acceptance of this will be construed as an agreement of the above.</div>	#	REVISIONS	BY:	DATE:	UNLESS OTHERWISE SPECIFIED: TOLERANCES: .XXX ± 0.010 .XX ± 0.010 .X ± 0.030 ANG. ± 1/2'  REMOVE ALL BURRS AND SHARP EDGES .015 MAX	TITLE RENEGADE HOSE CHART			USED ON: RENEGADE EXPLORER		
						SIZE	SCALE	MATERIAL			
						A	1: 1	AS	NOTED		
						DRW BY:	DATE:	PART NAME:			
						SJ	11/2/21	HOSE KIT-8143RENA			
						APP'D BY	DATE:	PAGE:	DWG NO.:	REV:	
						—	—	1 OF 2	P70213	—	



**Warranty authorization must come directly from Equalizer Systems. (800) 846-9659.**

EQ SYSTEMS	55169 COUNTY ROAD 3 ELKHART, IN 46514	#	REVISIONS	BY:	DATE:	UNLESS OTHERWISE SPECIFIED: TOLERANCES: .XXX ± 0.010 .XX ± 0.010 .X ± 0.030 ANG. ± 1/2" REMOVE ALL BURRS AND SHARP EDGES .015 MAX	TITLE RENEGADE HOSE CHART		USED ON: RENEGADE EXPLORER		
							SIZE A	SCALE 1: 1	MATERIAL AS	NOTED	
NOTICE – This drawing, including principles of design, is the property of EQ United, Elkhart, Indiana, with the agreement that it is not to be reproduced, copied, or loaned in any manner that may constitute a detriment directly or indirectly to EQ United Corporation. Acceptance of this will be construed as an agreement of the above.							DRW BY: SJ	DATE: 11/2/21	PART NAME: HOSE KIT-8143RENA		
							APP'D BY —	DATE: —	PAGE: 2 OF 2	DWG NO.: P70213	REV: —





**Warranty authorization must come directly from Equalizer Systems. (800) 846-9659.**

<b>EQ</b> SYSTEMS	55169 COUNTY ROAD 3 ELKHART, IN 46514	#	REVISIONS	BY:	DATE:	UNLESS OTHERWISE SPECIFIED: TOLERANCES: .XXX ± 0.010 .XX ± 0.010 .X ± 0.030 ANG. ± 1/2" REMOVE ALL BURRS AND SHARP EDGES .015 MAX	TITLE RENEGADE HOSE CHART SIZE SCALE MATERIAL A 1: 1 AS DRW BY: SJ DATE: 11/2/21 APP'D BY: — DATE: —	USED ON: RENEGADE XL NOTED PART NAME: HOSE KIT-8144RENA PAGE: 2 OF 2 DWG NO.: P70214 REV: —

NOTICE — This drawing, including principles of design, is the property of EQ United, Elkhart, Indiana, with the agreement that it is not to be reproduced, copied, or loaned in any manner that may constitute a detriment directly or indirectly to EQ United Corporation. Acceptance of this will be construed as an agreement of the above.

6171-30 PUMP TO CONTROL PANEL HARNESS

CHASSIS INTERFACE CONNECTIONS

INPUT. IGNITION FROM COACH. 12V+ WHEN IGN ON.

GAGE	COLOR
18	PINK

7998SFP PUMP

6791 HARNESS

PIN	GAGE	COLOR
1	18	ORANGE
2	18	WHITE
3	18	BLUE
4	18	YELLOW
5	18	BROWN
6	18	GREEN
7		
8		
9	18	YELLOW/BLACK

PIN	GAGE	COLOR
1	18	ORANGE
2	18	WHITE
3	16	DARK BLUE
4	18	YELLOW
5	18	BROWN
6	16	DARK GREEN
7		
8		
9	18	YELLOW/BLACK

INPUT. 12V+ TO LEFT REAR VALVE COIL  
INPUT. 12V+ TO RIGHT FRONT VALVE COIL  
INPUT. 12V+ TO MOTOR EXTEND SOLENOID  
INPUT. 12V+ TO RIGHT REAR VALVE COIL  
INPUT. 12V+ TO LEFT FRONT VALVE COIL  
INPUT. 12V+ TO MOTOR RETRACT SOLENOID

PRESSURE SW 12V+ OUTPUT

6572 HARNESS

PIN	GAGE	COLOR
B	16	BLACK
A	12	RED

PIN	GAGE	COLOR
B	12	BLACK
A	12	RED

GROUND FROM CHASSIS  
12V+ YELLOW (20A FUSE)

3197SC SMART LEVEL CONTROL PANEL

INPUT 12V+ FROM PUMP (MINIMUM 10.5V)  
INPUT 12V+ FROM PUMP (MINIMUM 10.5V)  
INPUT GND FROM PUMP

PIN	GAGE	COLOR
1	16	RED
2	16	RED
3	16	BLACK

INPUT. PARK BRAKE GND. SEE NOTES  
INPUT. 12V+ WHEN IGN ON

PIN	GAGE	COLOR
1		
2	18	BLACK/YELLOW
3	18	PINK
4	18	YELLOW/BLACK
5		
6	18	GREEN
7		

OUTPUT 12V+ TO PUMP RETRACT

OUTPUT 12V+ TO PUMP VALVE RR  
OUTPUT 12V+ TO PUMP VALVE LR  
OUTPUT 12V+ TO PUMP VALVE RF  
OUTPUT 12V+ TO PUMP VALVE LF  
OUTPUT 12V+ TO PUMP EXTEND

8	18	YELLOW
9	18	ORANGE
10	18	WHITE
11	18	BROWN
12	18	BLUE

+5V SUPPLY  
GROUND  
SERIAL DATA  
SERIAL CLOCK

PIN	GAGE	COLOR
1	18	RED
2	18	BLACK
3	18	TAN
4	18	GRAY

EQUALIZER SYSTEMS  
MAIN 12V POWER  
INPUT. FROM PUMP  
MOTOR SOLENOID  
AND CHASSIS  
BATTERIES.

GROUND INPUT  
FROM CHASSIS  
CONNECTED TO STUD  
ON SIDE OF PUMP

NOTES:

THE 12V POWER SOURCE MUST NOT DROP BELOW 10.5 VOLTS MEASURED AT THE YELLOW FUSE WIRE ON THE PUMP OR THE PUMP VALVE COIL BEING ENERGIZED WITH THE METER GROUND ON THE PUMP CASE GROUND.

THE PARK BRAKE INPUT TO THE LEVEL CONTROLLER ARE GROUND INPUTS. IT IS PULLED HIGH TO 12V INTERNALLY THROUGH A RESISTOR. IT IS LOOKING FOR AN ACTIVE LOW INPUT SIGNAL. WHEN THE PARK BRAKE IS ON, IT'S SENDING A GROUND TO THE PARK BRAKE INPUT OF THE LEVEL CONTROLLER.

3637

REMOTE SENSOR

PIN	GAGE	COLOR
1	18	RED
2	18	BLACK
3	18	TAN
4	18	GRAY

+5V SUPPLY  
GROUND  
SERIAL DATA  
SERIAL CLOCK

6164-30 CONTROL PANEL TO REMOTE SENSOR HARNESS

*Equalizer*

55169 COUNTY ROAD 3  
ELKHART, IN 46515

#

REVISIONS

BY:

DATE:

UNLESS OTHERWISE

SPECIFIED:

TOLERANCES:

.XXX ± 0.010

.XX ± 0.010

.X ± 0.030

ANG. ± 1/2°

REMOVE ALL BURRS AND  
SHARP EDGES .015 MAX

TITLE

EQ SMART LEVEL SCHEMATIC

USED ON:

RENEGADE-EXPLORER, XL

SIZE

SCALE

SYSTEMS

A

1: 1

DRW BY:  
SJ

DATE:  
11/15/21

PART NAME:

8143RENB/8144RENB WIRING SCHEMATIC

APP'D BY

DATE:

PAGE:

1 OF 1

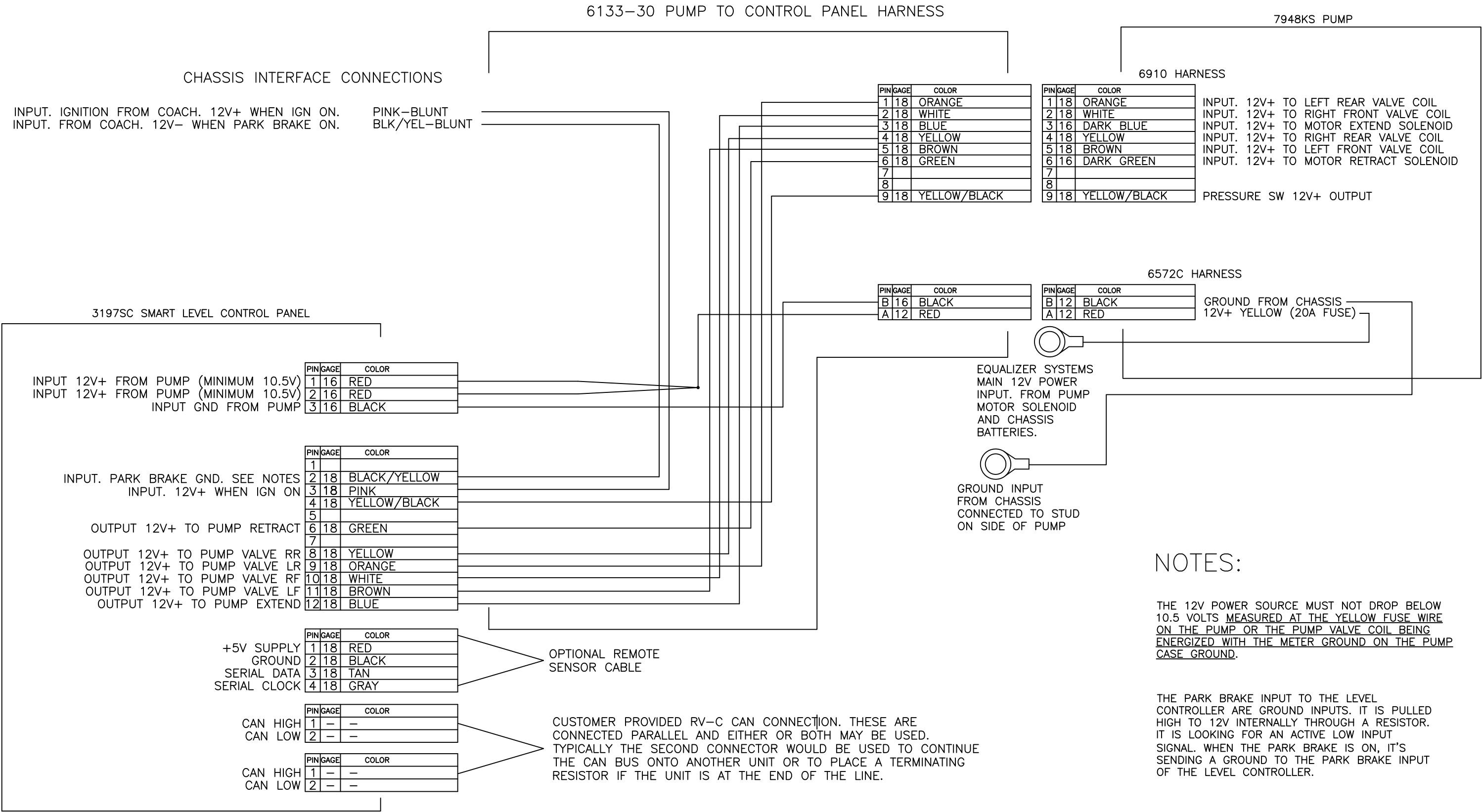
DWG NO.:

8143RENB/8144R3ENB

REV:

—

NOTICE — This drawing, including principles of design, is the property of Days Corporation, Elkhart, Indiana, with the agreement that it is not to be reproduced, copied, or loaned in any manner that may constitute a detriment directly or indirectly to Days Corporation. Acceptance of this will be construed as an agreement of the above.



NOTES:

THE 12V POWER SOURCE MUST NOT DROP BELOW 10.5 VOLTS MEASURED AT THE YELLOW FUSE WIRE ON THE PUMP OR THE PUMP VALVE COIL BEING ENERGIZED WITH THE METER GROUND ON THE PUMP CASE GROUND.

THE PARK BRAKE INPUT TO THE LEVEL CONTROLLER ARE GROUND INPUTS. IT IS PULLED HIGH TO 12V INTERNALLY THROUGH A RESISTOR. IT IS LOOKING FOR AN ACTIVE LOW INPUT SIGNAL. WHEN THE PARK BRAKE IS ON, IT'S SENDING A GROUND TO THE PARK BRAKE INPUT OF THE LEVEL CONTROLLER.

6171-30 PUMP TO CONTROL PANEL HARNESS

CHASSIS INTERFACE CONNECTIONS

INPUT. IGNITION FROM COACH. 12V+ WHEN IGN ON.

GAGE	COLOR
18	PINK

70036KS PUMP

6910 HARNESS

PIN	GAGE	COLOR
1	18	ORANGE
2	18	WHITE
3	18	BLUE
4	18	YELLOW
5	18	BROWN
6	18	GREEN
7		
8		
9	18	YELLOW/BLACK

PIN	GAGE	COLOR
1	18	ORANGE
2	18	WHITE
3	16	DARK BLUE
4	18	YELLOW
5	18	BROWN
6	16	DARK GREEN
7		
8		
9	18	YELLOW/BLACK

INPUT. 12V+ TO LEFT REAR VALVE COIL  
INPUT. 12V+ TO RIGHT FRONT VALVE COIL  
INPUT. 12V+ TO MOTOR EXTEND SOLENOID  
INPUT. 12V+ TO RIGHT REAR VALVE COIL  
INPUT. 12V+ TO LEFT FRONT VALVE COIL  
INPUT. 12V+ TO MOTOR RETRACT SOLENOID

PRESSURE SW 12V+ OUTPUT

6572C HARNESS

PIN	GAGE	COLOR
B	16	BLACK
A	12	RED

PIN	GAGE	COLOR
B	12	BLACK
A	12	RED

GROUND FROM CHASSIS  
12V+ YELLOW (20A FUSE)

3197SC SMART LEVEL CONTROL PANEL

INPUT 12V+ FROM PUMP (MINIMUM 10.5V)  
INPUT 12V+ FROM PUMP (MINIMUM 10.5V)  
INPUT GND FROM PUMP

PIN	GAGE	COLOR
1	16	RED
2	16	RED
3	16	BLACK

INPUT. PARK BRAKE GND. SEE NOTES  
INPUT. 12V+ WHEN IGN ON

PIN	GAGE	COLOR
1		
2	18	BLACK/YELLOW
3	18	PINK
4	18	YELLOW/BLACK
5		
6	18	GREEN
7		

OUTPUT 12V+ TO PUMP RETRACT

OUTPUT 12V+ TO PUMP VALVE RR  
OUTPUT 12V+ TO PUMP VALVE LR  
OUTPUT 12V+ TO PUMP VALVE RF  
OUTPUT 12V+ TO PUMP VALVE LF  
OUTPUT 12V+ TO PUMP EXTEND

8	18	YELLOW
9	18	ORANGE
10	18	WHITE
11	18	BROWN
12	18	BLUE

+5V SUPPLY  
GROUND  
SERIAL DATA  
SERIAL CLOCK

PIN	GAGE	COLOR
1	18	RED
2	18	BLACK
3	18	TAN
4	18	GRAY

OPTIONAL REMOTE  
SENSOR CABLE

EQUALIZER SYSTEMS  
MAIN 12V POWER  
INPUT. FROM PUMP  
MOTOR SOLENOID  
AND CHASSIS  
BATTERIES.

GROUND INPUT  
FROM CHASSIS  
CONNECTED TO STUD  
ON SIDE OF PUMP

NOTES:

THE 12V POWER SOURCE MUST NOT DROP BELOW 10.5 VOLTS MEASURED AT THE YELLOW FUSE WIRE ON THE PUMP OR THE PUMP VALVE COIL BEING ENERGIZED WITH THE METER GROUND ON THE PUMP CASE GROUND.

THE PARK BRAKE INPUT TO THE LEVEL CONTROLLER ARE GROUND INPUTS. IT IS PULLED HIGH TO 12V INTERNALLY THROUGH A RESISTOR. IT IS LOOKING FOR AN ACTIVE LOW INPUT SIGNAL. WHEN THE PARK BRAKE IS ON, IT'S SENDING A GROUND TO THE PARK BRAKE INPUT OF THE LEVEL CONTROLLER.

Equalizer

55169 COUNTY ROAD 3  
ELKHART, IN 46515

#

REVISIONS

BY:

DATE:

UNLESS OTHERWISE  
SPECIFIED:  
TOLERANCES:  
.XXX ± 0.010  
.XX ± 0.010  
.X ± 0.030  
ANG. ± 1/2°

REMOVE ALL BURRS AND  
SHARP EDGES .015 MAX

TITLE  
EQ SMART LEVEL SCHEMATIC

USED ON:  
RENEGADE-VALENCIA

SIZE SCALE SYSTEMS  
A 1: 1

DRW BY:  
SJ

DATE:  
11/15/21

PART NAME:  
8083B WIRING SCHEMATIC

APP'D BY  
—

DATE:  
—

PAGE:  
1 OF 1

DWG NO.:  
8083B

REV:  
—

NOTICE — This drawing, including principles of design, is the property of Days Corporation, Elkhart, Indiana, with the agreement that it is not to be reproduced, copied, or loaned in any manner that may constitute a detriment directly or indirectly to Days Corporation. Acceptance of this will be construed as an agreement of the above.

6171-30 PUMP TO CONTROL PANEL HARNESS

CHASSIS INTERFACE CONNECTIONS

INPUT. IGNITION FROM COACH. 12V+ WHEN IGN ON.

GAGE	COLOR
18	PINK

7629SFP PUMP

6910 HARNESS

PIN	GAGE	COLOR
1	18	ORANGE
2	18	WHITE
3	18	BLUE
4	18	YELLOW
5	18	BROWN
6	18	GREEN
7		
8		
9	18	YELLOW/BLACK

PIN	GAGE	COLOR
1	18	ORANGE
2	18	WHITE
3	16	DARK BLUE
4	18	YELLOW
5	18	BROWN
6	16	DARK GREEN
7		
8		
9	18	YELLOW/BLACK

INPUT. 12V+ TO LEFT REAR VALVE COIL  
INPUT. 12V+ TO RIGHT FRONT VALVE COIL  
INPUT. 12V+ TO MOTOR EXTEND SOLENOID  
INPUT. 12V+ TO RIGHT REAR VALVE COIL  
INPUT. 12V+ TO LEFT FRONT VALVE COIL  
INPUT. 12V+ TO MOTOR RETRACT SOLENOID

PRESSURE SW 12V+ OUTPUT

6572C HARNESS

PIN	GAGE	COLOR
B	16	BLACK
A	12	RED

PIN	GAGE	COLOR
B	12	BLACK
A	12	RED

GROUND FROM CHASSIS  
12V+ YELLOW (20A FUSE)

3197SC SMART LEVEL CONTROL PANEL

INPUT 12V+ FROM PUMP (MINIMUM 10.5V)  
INPUT 12V+ FROM PUMP (MINIMUM 10.5V)  
INPUT GND FROM PUMP

PIN	GAGE	COLOR
1	16	RED
2	16	RED
3	16	BLACK

INPUT. PARK BRAKE GND. SEE NOTES  
INPUT. 12V+ WHEN IGN ON

PIN	GAGE	COLOR
1		
2	18	BLACK/YELLOW
3	18	PINK
4	18	YELLOW/BLACK
5		

OUTPUT 12V+ TO PUMP RETRACT

6	18	GREEN
7		

OUTPUT 12V+ TO PUMP VALVE RR  
OUTPUT 12V+ TO PUMP VALVE LR  
OUTPUT 12V+ TO PUMP VALVE RF  
OUTPUT 12V+ TO PUMP VALVE LF  
OUTPUT 12V+ TO PUMP EXTEND

8	18	YELLOW
9	18	ORANGE
10	18	WHITE
11	18	BROWN
12	18	BLUE

+5V SUPPLY  
GROUND  
SERIAL DATA  
SERIAL CLOCK

PIN	GAGE	COLOR
1	18	RED
2	18	BLACK
3	18	TAN
4	18	GRAY

OPTIONAL REMOTE  
SENSOR CABLE

EQUALIZER SYSTEMS  
MAIN 12V POWER  
INPUT. FROM PUMP  
MOTOR SOLENOID  
AND CHASSIS  
BATTERIES.

GROUND INPUT  
FROM CHASSIS  
CONNECTED TO STUD  
ON SIDE OF PUMP

NOTES:

THE 12V POWER SOURCE MUST NOT DROP BELOW 10.5 VOLTS MEASURED AT THE YELLOW FUSE WIRE ON THE PUMP OR THE PUMP VALVE COIL BEING ENERGIZED WITH THE METER GROUND ON THE PUMP CASE GROUND.

THE PARK BRAKE INPUT TO THE LEVEL CONTROLLER ARE GROUND INPUTS. IT IS PULLED HIGH TO 12V INTERNALLY THROUGH A RESISTOR. IT IS LOOKING FOR AN ACTIVE LOW INPUT SIGNAL. WHEN THE PARK BRAKE IS ON, IT'S SENDING A GROUND TO THE PARK BRAKE INPUT OF THE LEVEL CONTROLLER.

Equalizer

55169 COUNTY ROAD 3  
ELKHART, IN 46515

#

REVISIONS

BY:

DATE:

UNLESS OTHERWISE

SPECIFIED:

TOLERANCES:

.XXX ± 0.010

.XX ± 0.010

.X ± 0.030

ANG. ± 1/2°

REMOVE ALL BURRS AND  
SHARP EDGES .015 MAX

TITLE

EQ SMART LEVEL SCHEMATIC

USED ON:

RENEGADE-VERONA, VERONA LE

SIZE

SCALE

SYSTEMS

A

1: 1

DRW BY:

SJ

DATE:

11/15/21

PART NAME:

8609B WIRING SCHEMATIC

APP'D BY

—

DATE:

—

PAGE:

1 OF 1

DWG NO.:

8609B

REV:

—

NOTICE — This drawing, including principles of design, is the property of Days Corporation, Elkhart, Indiana, with the agreement that it is not to be reproduced, copied, or loaned in any manner that may constitute a detriment directly or indirectly to Days Corporation. Acceptance of this will be construed as an agreement of the above.



--

## 6910 HARNESS

INPUT. IGNITION FROM COACH. 12V+ WHEN IGN ON.	PINK-BLUNT
INPUT. FROM COACH. 12V- WHEN PARK BRAKE ON.	BLK/YEL-BLUNT

PIN	GAGE	COLOR
1	18	ORANGE
2	18	WHITE
3	16	DARK BLUE
4	18	YELLOW
5	18	BROWN
6	16	DARK GREEN
7		
8		
9	18	YELLOW/BLACK

INPUT.	12V+	TO	LEFT REAR VALVE COIL
INPUT.	12V+	TO	RIGHT FRONT VALVE COIL
INPUT.	12V+	TO	MOTOR EXTEND SOLENOID
INPUT.	12V+	TO	RIGHT REAR VALVE COIL
INPUT.	12V+	TO	LEFT FRONT VALVE COIL
INPUT.	12V+	TO	MOTOR RETRACT SOLENOID

☐ PRESSURE SW 12V+ OUTPUT

INPUT 12V+ FROM PUMP (MINIMUM 10.5V)  
 INPUT 12V+ FROM PUMP (MINIMUM 10.5V)  
 INPUT GND FROM PUMP

PIN	GAGE	COLOR
1	16	RED
2	16	RED
3	16	BLACK

INPUT. PARK BRAKE GND. SEE NOTES  
INPUT. 12V+ WHEN IGN ON

PIN	GAGE	COLOR
1		
2	18	BLACK/YELLOW
3	18	PINK
4	18	YELLOW/BLACK
5		
6	18	GREEN
7		

OUTPUT 12V+ TO PUMP RETRACT

```

OUTPUT 12V+ TO PUMP VALVE RR
OUTPUT 12V+ TO PUMP VALVE LR
OUTPUT 12V+ TO PUMP VALVE RF
OUTPUT 12V+ TO PUMP VALVE LF
    OUTPUT 12V+ TO PUMP EXTEND

```

8	18	YELLOW
9	18	ORANGE
10	18	WHITE
11	18	BROWN
12	18	BLUE

```
+5V SUPPLY
GROUND
SERIAL DATA
SERIAL CLOCK
```

PIN	GAGE	COLOR
1	18	RED
2	18	BLACK
3	18	TAN
4	18	GRAY

OPTIONAL REMOTE  
SENSOR CABLE

CAN HIGH  
CAN LOW

PIN	GAGE	COLOR
1	—	—
2	—	—

CAN HIGH  
CAN LOW

PIN	GAGE	COLOR
1	—	—
2	—	—

CUSTOMER PROVIDED RV-C CAN CONNECTION. THESE ARE CONNECTED PARALLEL AND EITHER OR BOTH MAY BE USED. TYPICALLY THE SECOND CONNECTOR WOULD BE USED TO CONTINUE THE CAN BUS ONTO ANOTHER UNIT OR TO PLACE A TERMINATING RESISTOR IF THE UNIT IS AT THE END OF THE LINE.

EQUALIZER SYSTEMS  
MAIN 12V POWER  
INPUT. FROM PUMP  
MOTOR SOLENOID  
AND CHASSIS  
BATTERIES.

GROUND INPUT  
FROM CHASSIS  
CONNECTED TO STUD  
ON SIDE OF PUMP

NOTES:

THE 12V POWER SOURCE MUST NOT DROP BELOW 10.5 VOLTS MEASURED AT THE YELLOW FUSE WIRE ON THE PUMP OR THE PUMP VALVE COIL BEING ENERGIZED WITH THE METER GROUND ON THE PUMP CASE GROUND.

THE PARK BRAKE INPUT TO THE LEVEL CONTROLLER ARE GROUND INPUTS. IT IS PULLED HIGH TO 12V INTERNALLY THROUGH A RESISTOR. IT IS LOOKING FOR AN ACTIVE LOW INPUT SIGNAL. WHEN THE PARK BRAKE IS ON, IT'S SENDING A GROUND TO THE PARK BRAKE INPUT OF THE LEVEL CONTROLLER.