

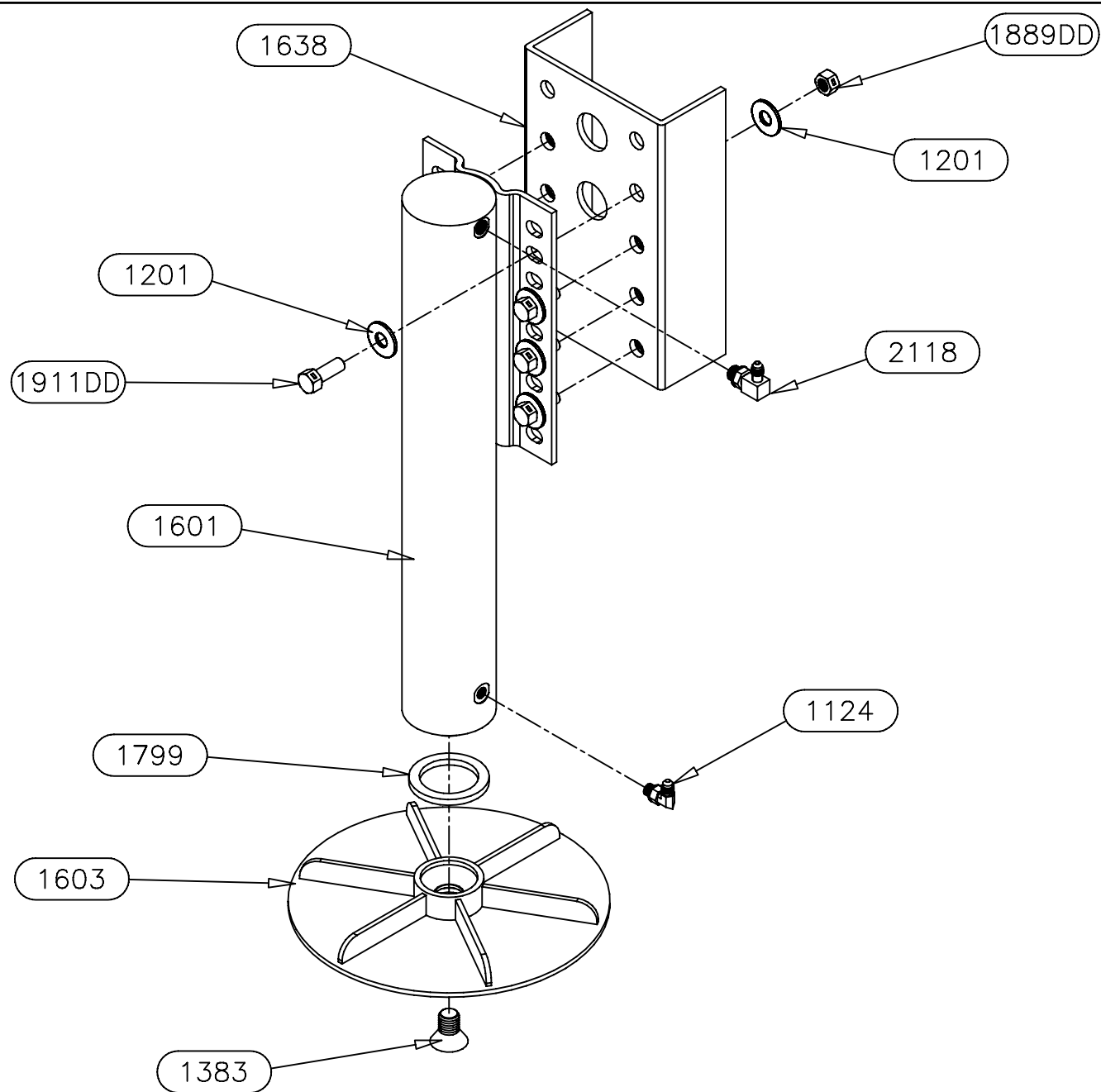


**FOREST RIVER DIESEL  
MODELS AND PARTS  
VOLUME III**

## TABLE OF CONTENTS-VOLUME III

Jack Drawings	(7134, 7214)	3-6
Slide Drawings	(1925 Bracket Change, 7257, 7258, 7258A, 7293, 7293A, 7343, 7343B, 7369, 7455, 7495FR, 7570, 7602, 7607, 7662, 7708, 7783, 7795, 7796, 7889, 7900, 7903, 7926, 7993, 7993A, 7997, 70005, 70006, 70015, 70016, 70040, 70041, 70042, 70043, 70058, 70058A, 70062, 70090, 70151, 70158, 70236, 70279, 70328, 70359, 70382)	7-146
Pump Drawings	(1716/1745 Valve Change, 7330, 7380, 7604, 7604A, 7611, 7611KS, 7666, 7667, 7668, 7731, 7731KS, 7744, 7801, 7931)	147-189
Hose Kits	(7423A, 7423B, 70044, 70044A, 70044B, 70059, 70088A, 70088B, 70235, 70265, 70280, 70336, 70360, 70448, 70470)	190-234





*Equalizer*

55169 COUNTY ROAD 3  
ELKHART, IN 46515

NOTICE - This drawing, including principles of design, is the property of Days Corporation, Elkhart, Indiana, with the agreement that it is not to be reproduced, copied, or loaned in any manner that may constitute a detriment directly or indirectly to Days Corporation. Acceptance of this will be construed as an agreement of the above.

#	REVISIONS	BY:	DATE:

UNLESS OTHERWISE SPECIFIED:		TITLE		USED ON:	
TOLERANCES:		DP/SL 18 FIXED LEG ASSEMBLY		FOREST RIVER	
.XXX ± 0.010		SIZE	SCALE	MATERIAL	
.XX ± 0.010		A	1: 1		
.X ± 0.030		DRW BY:	DATE:	NOTED	
ANG. ± 1/2"		SJ	2/18/09		
REMOVE ALL BURRS AND SHARP EDGES .015 MAX		APP'D BY	DATE:	PART NAME:	
		—	—	DP/SL 18 FIXED LEG ASSEMBLY	
				PAGE:	DWG NO.:
				2 OF 2	P7134
				REV:	—



2

1

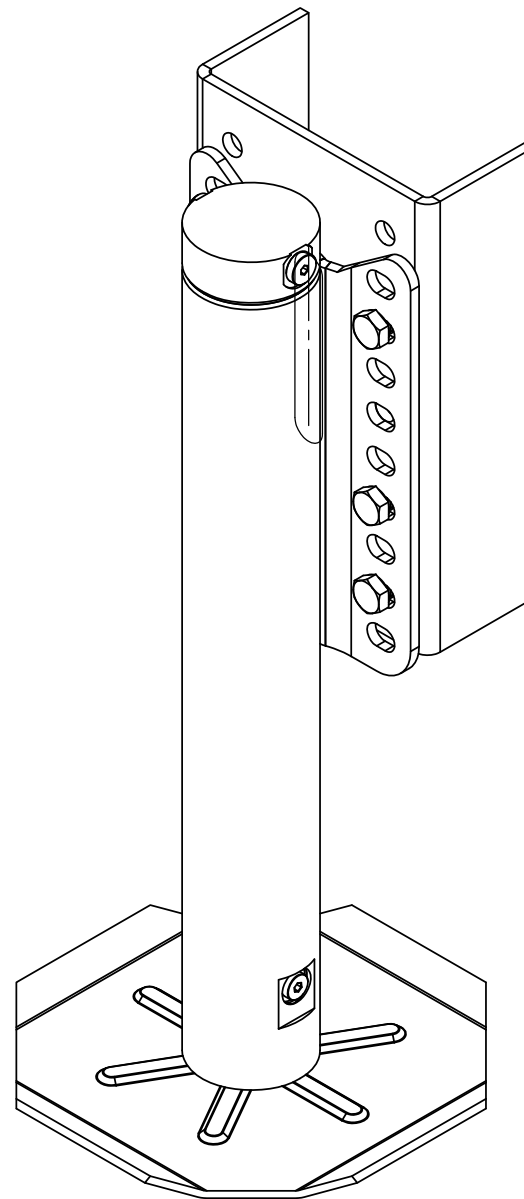
DRAWING G NUMBER	PART NAME	QTY.
1638	PLATE-LEG BOLT 3"	1
1911DD	BOLT-1/2-13 X 1 1/2 HHCS GR5	6
3116	NUT-1/2-13 FLANGE-SERR	6
7214	SL 16 S	1

B

B

A

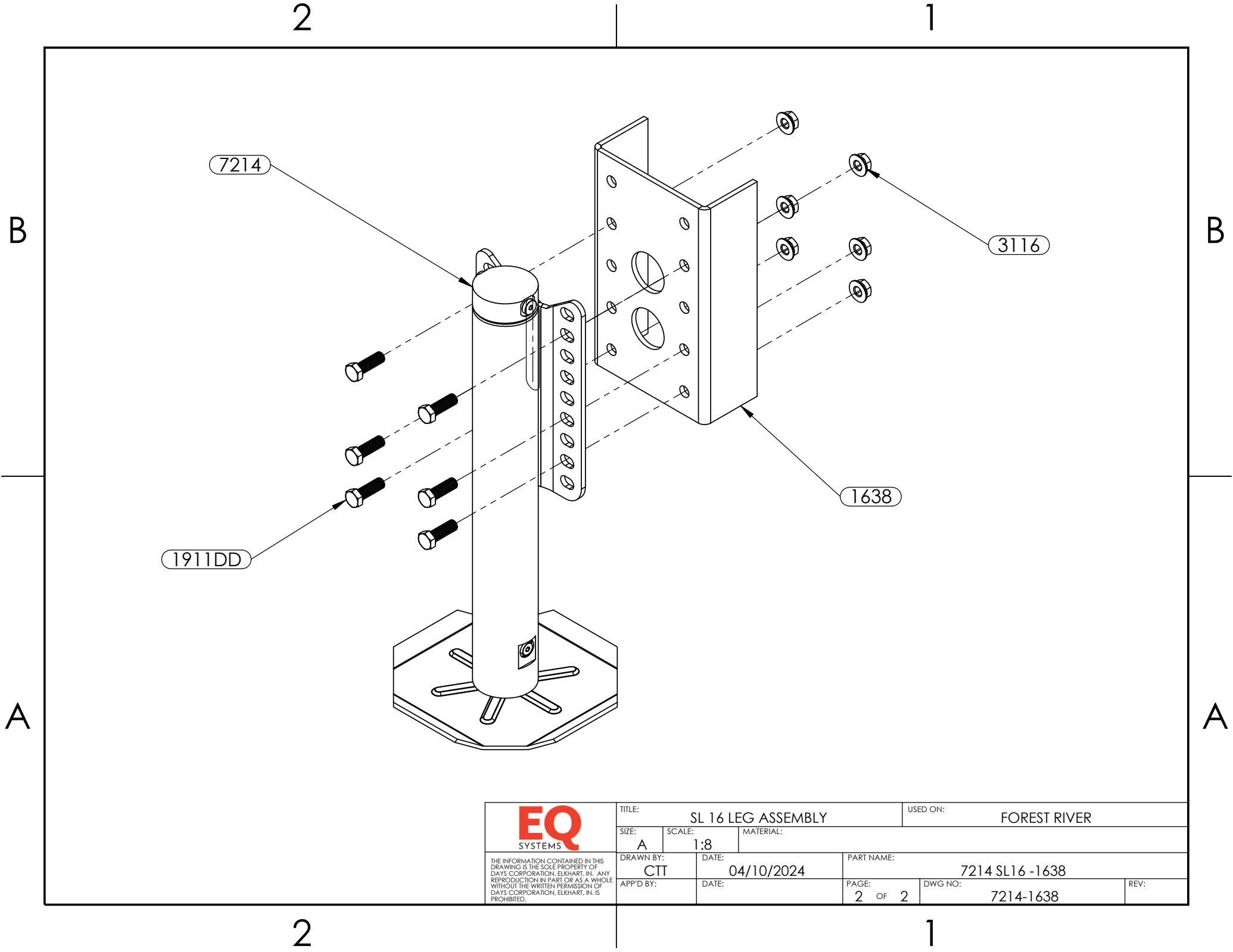
A



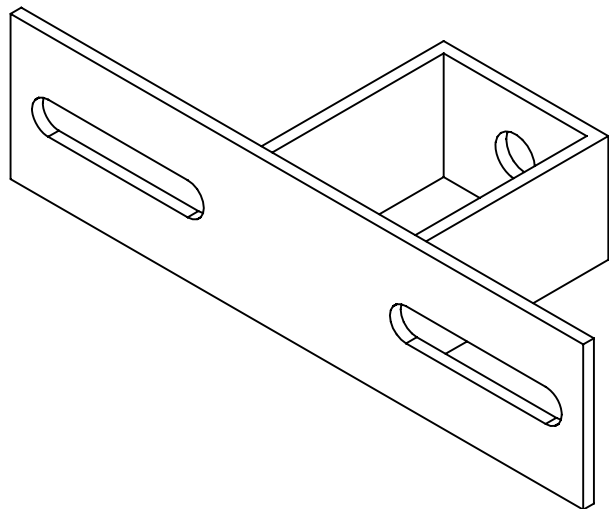
REV.	DESCRIPTION	DATE	BY	<div>EQ SYSTEMS</div>	TITLE: SL 16 LEG ASSEMBLY			USED ON: FOREST RIVER		
					SIZE: A	SCALE: 1:8	MATERIAL:			
					DRAWN BY: CTT		DATE: 04/10/2024	PART NAME: 7214 SL16 -1638		
					APP'D BY:		DATE:	PAGE: 1 OF 2	DWG NO: 7214-1638	REV:

2

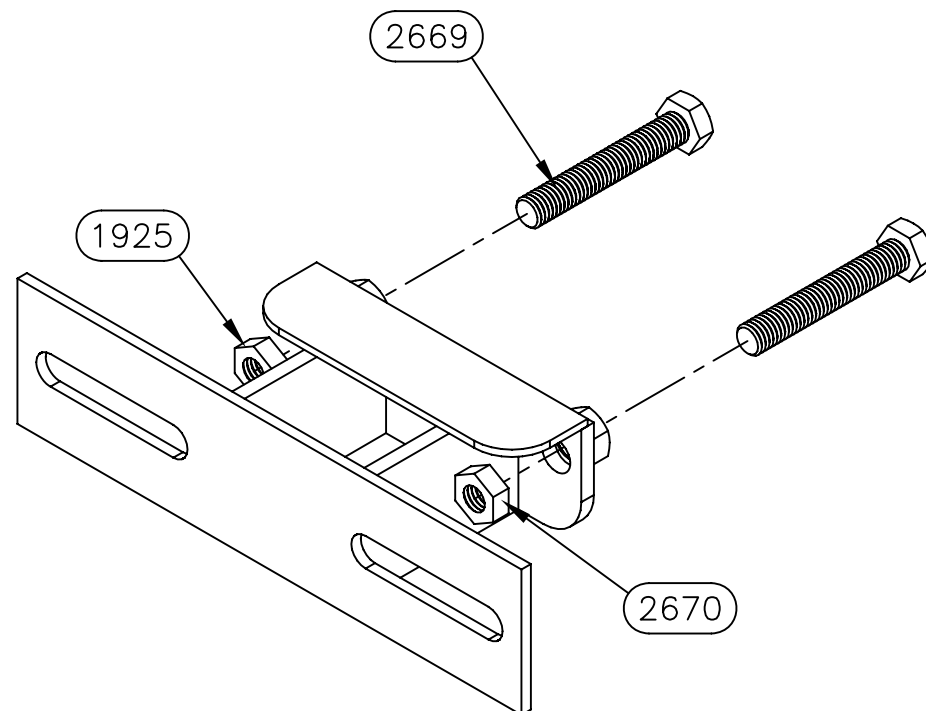
1



<div>EQ</div> <div>SYSTEMS</div> <div><small>THE INFORMATION CONTAINED IN THIS DRAWING IS THE SOLE PROPERTY OF DAYS CORPORATION, ELKHART, IN. ANY REPRODUCTION IN PART OR AS A WHOLE WITHOUT THE WRITTEN PERMISSION OF DAYS CORPORATION, ELKHART, IN. IS PROHIBITED.</small></div>	TITLE: SL 16 LEG ASSEMBLY		USED ON: FOREST RIVER	
	SIZE: A	SCALE: 1:8	MATERIAL:	
	DRAWN BY: CTT	DATE: 04/10/2024	PART NAME: 7214 SL16 -1638	
	APP'D BY:	DATE:	PAGE: 2 OF 2	DWG NO: 7214-1638
			REV:	



ORIGINAL 1925 BRACKET  
USED ON ALL CENTER  
CYLINDER SLIDES (EXCEPT  
NORCO/EQUALIZER HYBRID)  
THROUGH NOVEMBER 2010



NEW STYLE 1925 BRACKET  
USED ON ALL CENTER  
CYLINDER SLIDES (EXCEPT  
NORCO/EQUALIZER HYBRID)  
STARTING IN NOVEMBER 2010  
THIS REPLACES THE OLD ONE  
AND REQUIRES (2) 2669  
BOLTS, AND (2) 2670 NUTS,  
THAT ARE USED AS STOPS  
FOR THE SLIDE

**Warranty authorization must come directly  
from Equalizer Systems. (800) 846-9659.**

*Equalizer*

55169 COUNTY ROAD 3  
ELKHART, IN 46515

NOTICE - This drawing, including principles of design, is the property of Days Corporation, Elkhart, Indiana, with the agreement that it is not to be reproduced, copied, or loaned in any manner that may constitute a detriment directly or indirectly to Days Corporation. Acceptance of this will be construed as an agreement of the above.

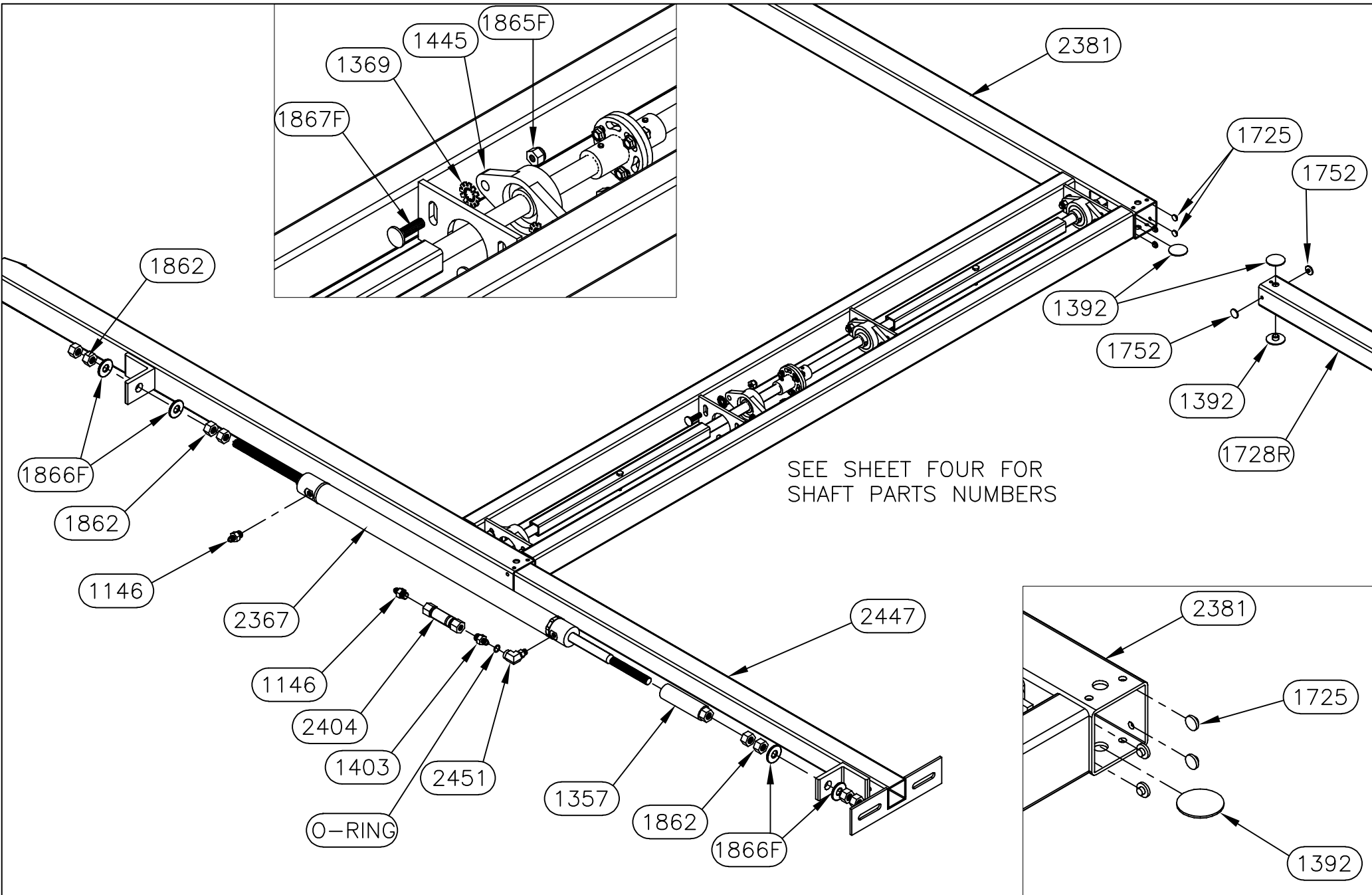
#	REVISIONS	BY:	DATE:

UNLESS OTHERWISE  
SPECIFIED:  
TOLERANCES:  
.XXX ± 0.010  
.XX ± 0.010  
.X ± 0.030  
ANG. ± 1/2°  
REMOVE ALL BURRS AND  
SHARP EDGES .015 MAX

TITLE CYLINDER MOUNT BRACKET CHANGE	USED ON: FOREST RIVER DIESEL
SIZE SCALE A 1: 1	MATERIAL
DRW BY: SJ	DATE: 11/17/10
APP'D BY -	DATE: -
PAGE: 1 OF 1	DWG NO.: P 1925
REV: -	



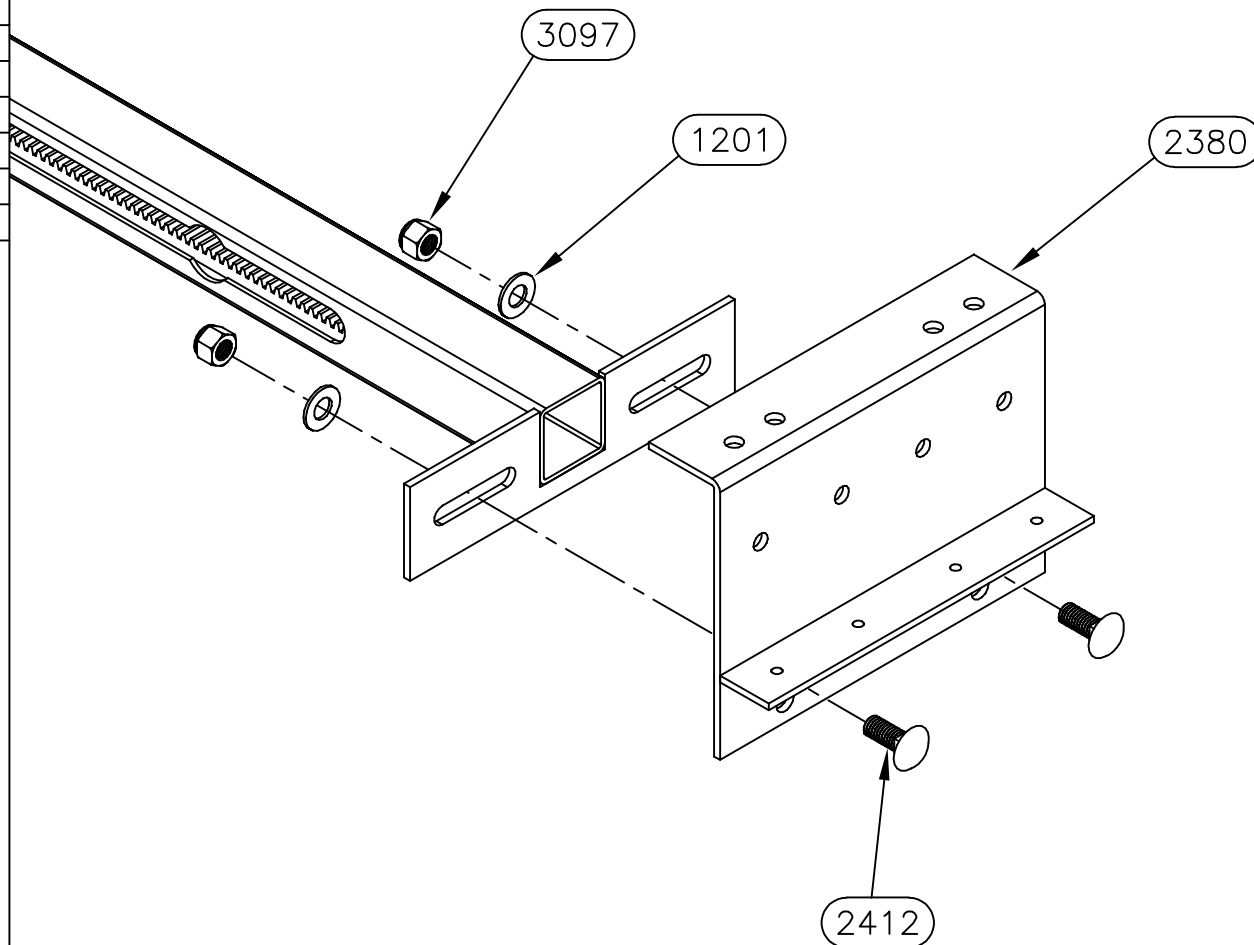




<i>Equalizer</i>	55169 COUNTY ROAD 3 ELKHART, IN 46515	#	REVISIONS	BY:	DATE:	UNLESS OTHERWISE SPECIFIED: TOLERANCES: .XXX ± 0.010 .XX ± 0.010 .X ± 0.030 ANG. ± 1/2" REMOVE ALL BURRS AND SHARP EDGES .015 MAX	TITLE		USED ON:		
		A	Updated shaft and tube numbers.	SJ	7/22/19		MAIN SLIDE ASSEMBLY		FOREST RIVER DIESEL		
NOTICE — This drawing, including principles of design, is the property of Days Corporation, Elkhart, Indiana, with the agreement that it is not to be reproduced, copied, or loaned in any manner that may constitute a detriment directly or indirectly to Days Corporation. Acceptance of this will be construed as an agreement of the above.							SIZE	SCALE	MATERIAL		
							A	1: 1			
							DRW BY:	DATE:	PART NAME:		
							SJ	3/13/09	MAIN SLIDE—20"		
							APP'D BY	DATE:	PAGE:	DWG NO.:	REV:
							—	—	2 OF 4	P7257	A

## 7257HD PARTS LIST

PART#	DESCRIPTION	QUAN
1201	WASHER-1/2 SAE FLAT ZINC	4
2380	PLATE-ROOM MOUNT PLATE-FR KITCHEN	2
2412	BOLT-1/2-13 X 1 1/4 G5 ZINC CARRIAGE	4
3097	NUT-1/2-13 NYLOCK	4

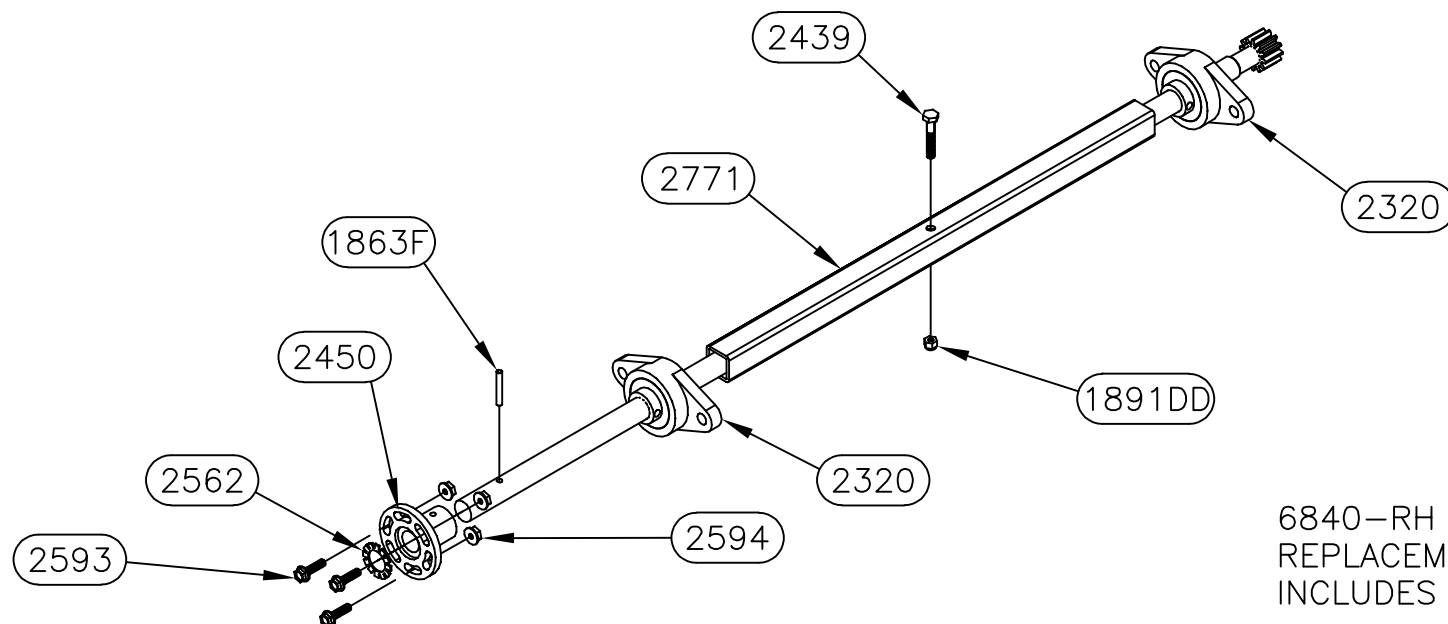
*Equalizer*55169 COUNTY ROAD 3  
ELKHART, IN 46515

#	REVISIONS	BY:	DATE:
A	Updated shaft and tube numbers.	SJ	7/22/19

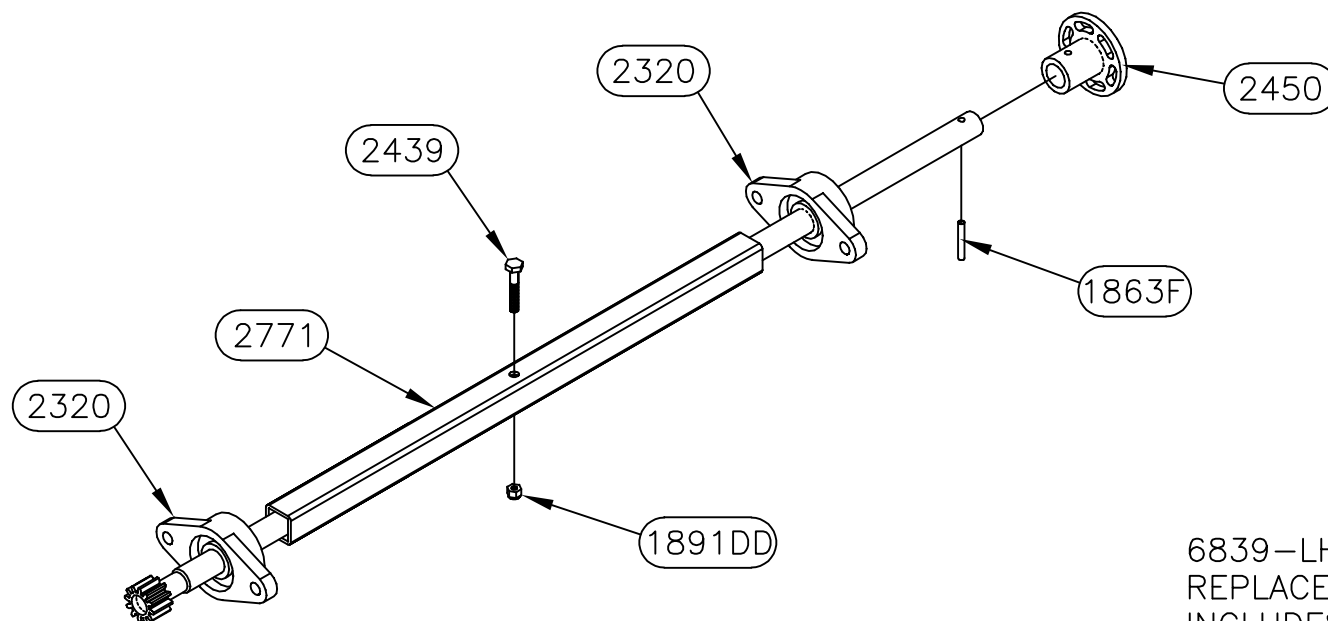
NOTICE - This drawing, including principles of design, is the property of Days Corporation, Elkhart, Indiana, with the agreement that it is not to be reproduced, copied, or loaned in any manner that may constitute a detriment directly or indirectly to Days Corporation. Acceptance of this will be construed as an agreement of the above.

UNLESS OTHERWISE  
SPECIFIED:  
TOLERANCES:  
.XXX ± 0.010  
.XX ± 0.010  
.X ± 0.030  
ANG. ± 1/2"  
REMOVE ALL BURRS AND  
SHARP EDGES .015 MAX

TITLE MAIN SLIDE ASSEMBLY		USED ON: FOREST RIVER DIESEL	
SIZE A	SCALE 1: 1	MATERIAL	
DRW BY: SJ	DATE: 3/13/09	PART NAME: MAIN SLIDE-20"	
APP'D BY -	DATE: -	PAGE: 3 OF 4	DWG NO.: P7257
REV: A		REV:	



6840-RH ASSEMBLY (7257)  
REPLACEMENT SHAFT ASSEMBLY  
INCLUDES ALL PARTS SHOWN



6839-LH ASSEMBLY (7257)  
REPLACEMENT SHAFT ASSEMBLY  
INCLUDES ALL PARTS SHOWN

*Equalizer*

55169 COUNTY ROAD 3  
ELKHART, IN 46515

#	REVISIONS	BY:	DATE:
A	Updated shaft and tube numbers.	SJ	7/22/19

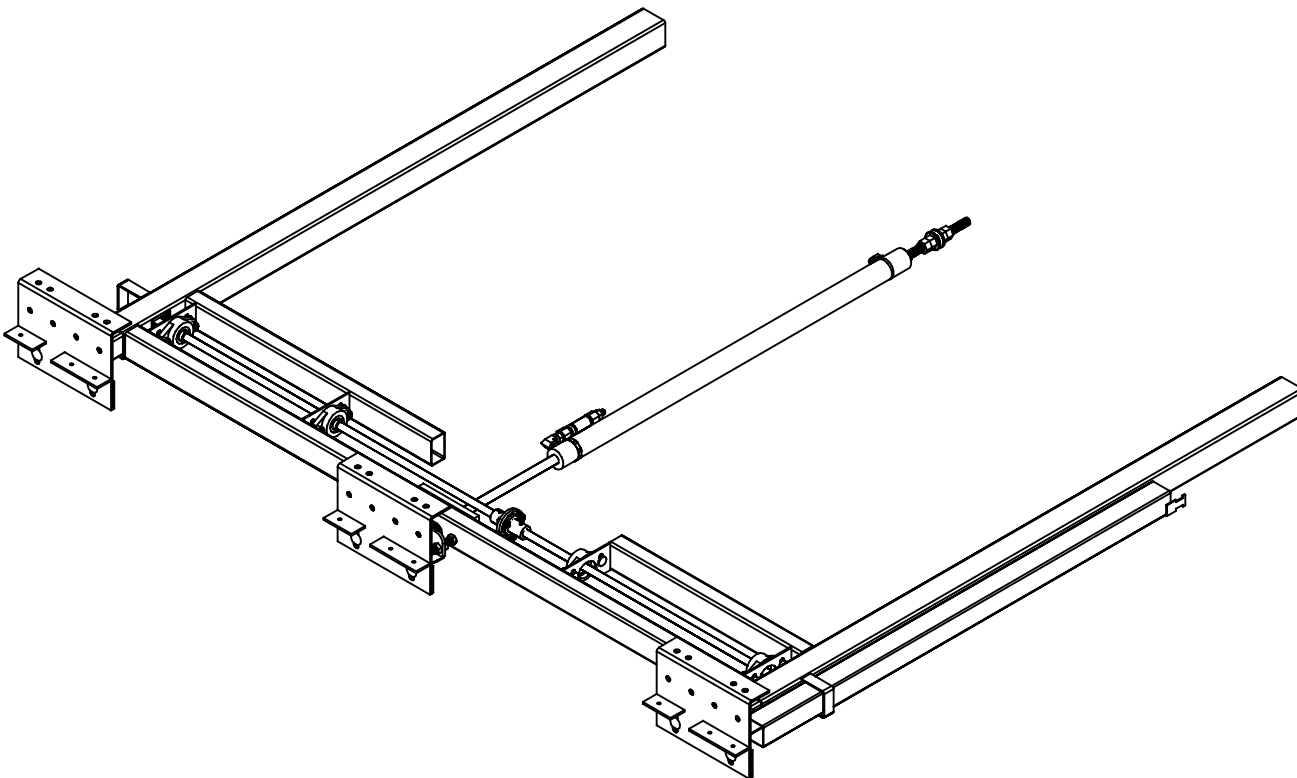
UNLESS OTHERWISE  
SPECIFIED:  
TOLERANCES:  
.XXX ± 0.010  
.XX ± 0.010  
.X ± 0.030  
ANG. ± 1/2"  
REMOVE ALL BURRS AND  
SHARP EDGES .015 MAX

TITLE MAIN SLIDE ASSEMBLY		USED ON: FOREST RIVER DIESEL	
SIZE A	SCALE 1: 1	MATERIAL 	
DRW BY: SJ	DATE: 3/13/09	PART NAME: MAIN SLIDE-20"	
APP'D BY -	DATE: -	PAGE: 4 OF 4	DWG NO.: P7257 REV: A

NOTICE - This drawing, including principles of design, is the property of Days Corporation, Elkhart, Indiana, with the agreement that it is not to be reproduced, copied, or loaned in any manner that may constitute a detriment directly or indirectly to Days Corporation. Acceptance of this will be construed as an agreement of the above.

## 7258 PARTS LIST

PART#	DESCRIPTION	QUAN
1124	FITTING-#4 JIC X #4 OR MALE 90	1
1146	FITTING-#6 OR X #4 JIC ADAPT	1
1368	SHAFT-5/8 X 38 1/4 COLD ROLL & GEAR	1
1369	WASHER-3/8 EXT/INT TOOTH LOCK	8
1392	BUTTON-1.5" UHMW	6
1403	FITTING-RESTRICTOR #6 X #4 -042 ORIFICE	1
1445	BEARING-2 BOLT FLANGE	4
1693	SHAFT-5/8 X 30 5/8 COLD ROLL & GEAR	1
1725	BUTTON-1/2" UHMW	8
1728L	TUBE-36" DRIVE LH & GEAR RACK	1
1728R	TUBE-36" DRIVE RH & GEAR RACK	1
1752	BUTTON-3/4" UHMW	4
1862	NUT-5/8-18 GR 2 FHN	6
1863F	PIN-3/16 X 1 1/4 SPRING	2
1865F	NUT-3/8-16 NYLOCK Z	8
1866F	WASHER-5/8 FLAT	4
1867F	BOLT-3/8-16 X 1 1/4 CARRIAGE ZINC	8
1891DD	NUT-1/4-20 NYLOCK	1
1925	BRACKET-CYLINDER MOUNT MAIN	1
1938DD	WASHER 1/4 FLAT	2
1947DD	BOLT-1/4-20 X 1 1/4 HHCS	1
2119	FRAME-MAIN SLIDE FRAME-FR	1
2368	CYLINDER-SLIDE 1 1/2" X 32"	1
2404	VALVE-ANTI CREEP	1
2451	FITTING-#4 FEM X #4 O-RING 90	1
2499	SCREW-1/4 X 1 1/4 TEK	2
2539	COUPLING-5/8" TIMING SHAFT	2
2561	WASHER-5/8 STAR	1
2593	SCREW-1/4-20 X FLANGE	3
2594	NUT-1/4-20 FLANGE	3
2699	BOLT-1/2-13 X 3 TAP GR 5	2
2670	NUT-1/2-13 JAM NUT	2
2778W	GUARD-CYLINDER ROD	1
2967	NUT-5/8-18 HEX JAM NUT	2
3471*	TUBE-ELECTRIC CORD-2" SQUARE	1

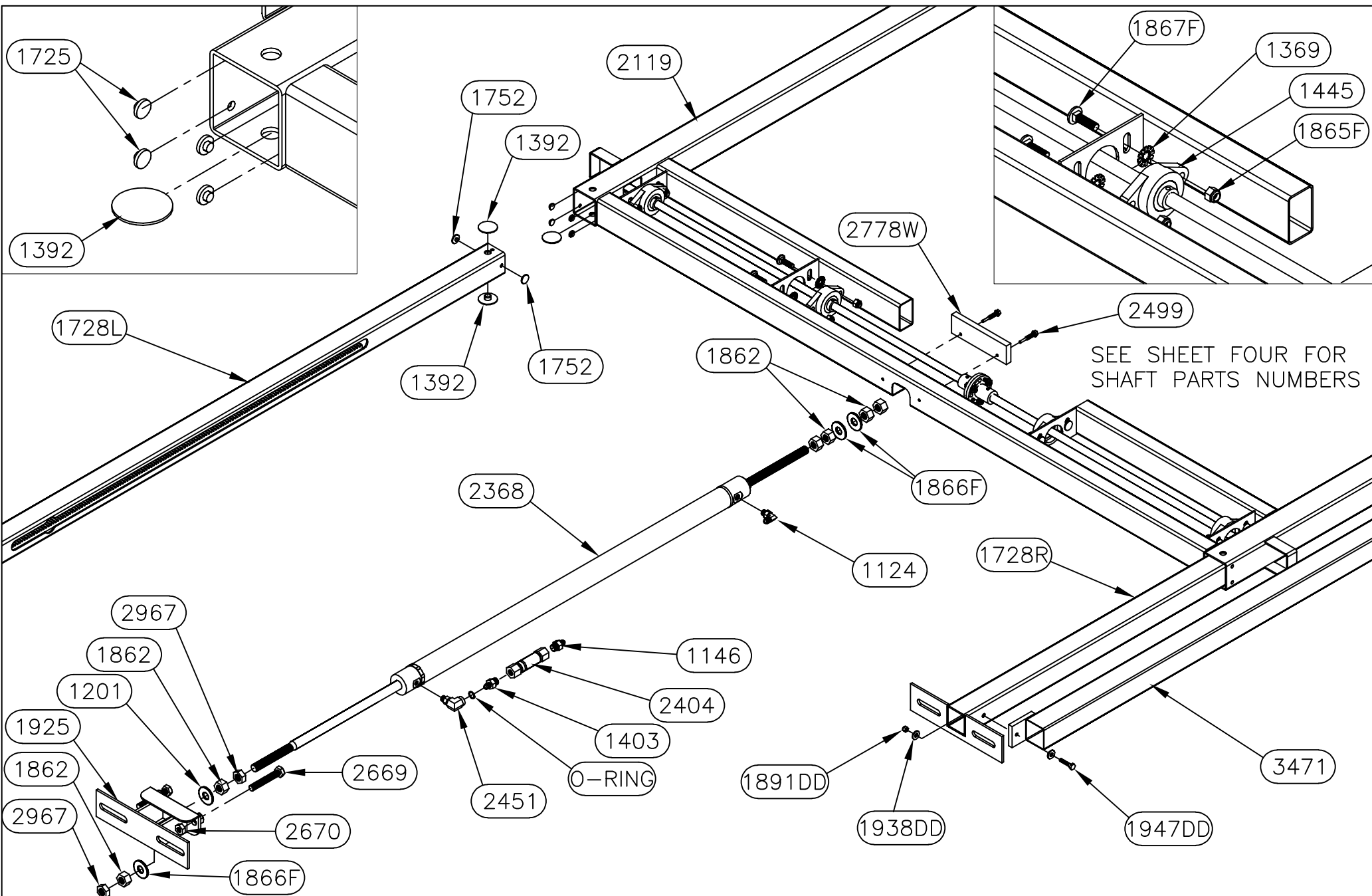


\*Part 3471 was Part 3283 which was part 1791 prior to 2017-3471 & 3283 are interchangeable, 1791 is not.

**Warranty authorization must come directly from Equalizer Systems. (800) 846-9659.**

<b>Equalizer</b> 55169 COUNTY ROAD 3 ELKHART, IN 46515  NOTICE - This drawing, including principles of design, is the property of Days Corporation, Elkhart, Indiana, with the agreement that it is not to be reproduced, copied, or loaned in any manner that may constitute a detriment directly or indirectly to Days Corporation. Acceptance of this will be construed as an agreement of the above.	#	REVISIONS	BY:	DATE:	UNLESS OTHERWISE SPECIFIED:	TITLE	USED ON:
	A	E-cord tube was 1791 & general updates	SJ	6/21/17	TOLERANCES:	MAIN SLIDE ASSEMBLY	FOREST RIVER DIESEL
	B	CHANGED E-CORD TUBE FROM 3283 TO 3471	SJ	2/13/18	.XXX ± 0.010	SIZE SCALE MATERIAL	
					.XX ± 0.010	A 1: 1	
					.X ± 0.030	DRW BY: DATE:	PART NAME:
					ANG. ± 1/2"	SJ 3/13/09	MAIN SLIDE-32"
					REMOVE ALL BURRS AND SHARP EDGES .015 MAX	APP'D BY DATE:	PAGE: DWG NO.: REV:
						- -	1 OF 4 P7258 B





**Equalizer**

55169 COUNTY ROAD 3  
ELKHART, IN 46515

NOTICE - This drawing, including principles of design, is the property of Days Corporation, Elkhart, Indiana, with the agreement that it is not to be reproduced, copied, or loaned in any manner that may constitute a detriment directly or indirectly to Days Corporation. Acceptance of this will be construed as an agreement of the above.

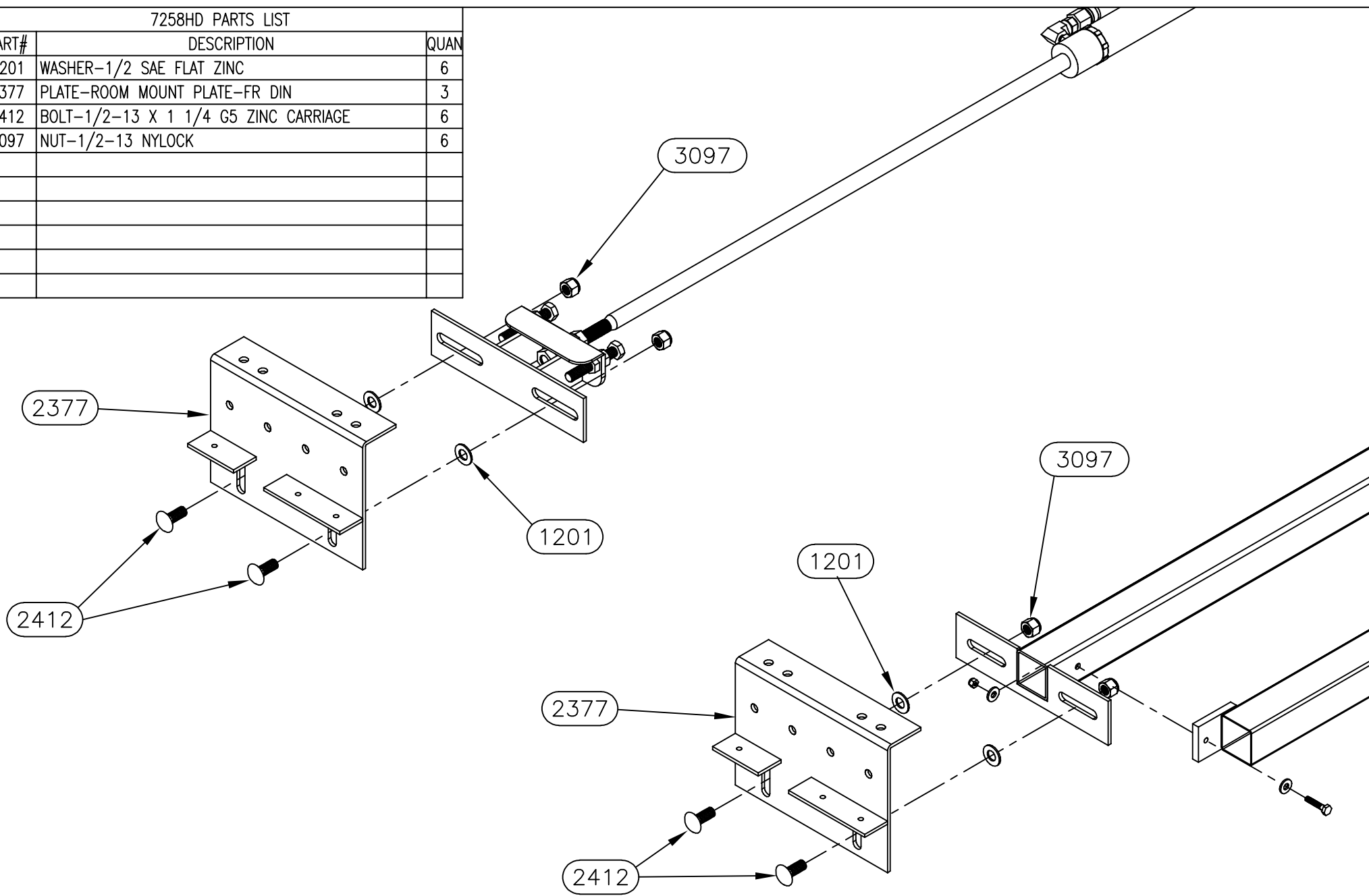
#	REVISIONS	BY:	DATE:
A	E-cord tube was 1791 & general updates	SJ	6/21/17
B	CHANGED E-CORD TUBE FROM 3283 TO 3471	SJ	2/13/18

UNLESS OTHERWISE SPECIFIED:  
TOLERANCES:  
.XXX ± 0.010  
.XX ± 0.010  
.X ± 0.030  
ANG. ± 1/2"  
REMOVE ALL BURRS AND SHARP EDGES .015 MAX

TITLE MAIN SLIDE ASSEMBLY		USED ON: FOREST RIVER DIESEL	
SIZE A	SCALE 1: 1	MATERIAL	
DRW BY: SJ	DATE: 3/13/09	PART NAME: MAIN SLIDE-32"	
APP'D BY -	DATE: -	PAGE: 2 OF 4	DWG NO.: P7258
			REV: B

# 7258HD PARTS LIST

PART#	DESCRIPTION	QUAN
1201	WASHER-1/2 SAE FLAT ZINC	6
2377	PLATE-ROOM MOUNT PLATE-FR DIN	3
2412	BOLT-1/2-13 X 1 1/4 G5 ZINC CARRIAGE	6
3097	NUT-1/2-13 NYLOCK	6



*Equalizer*

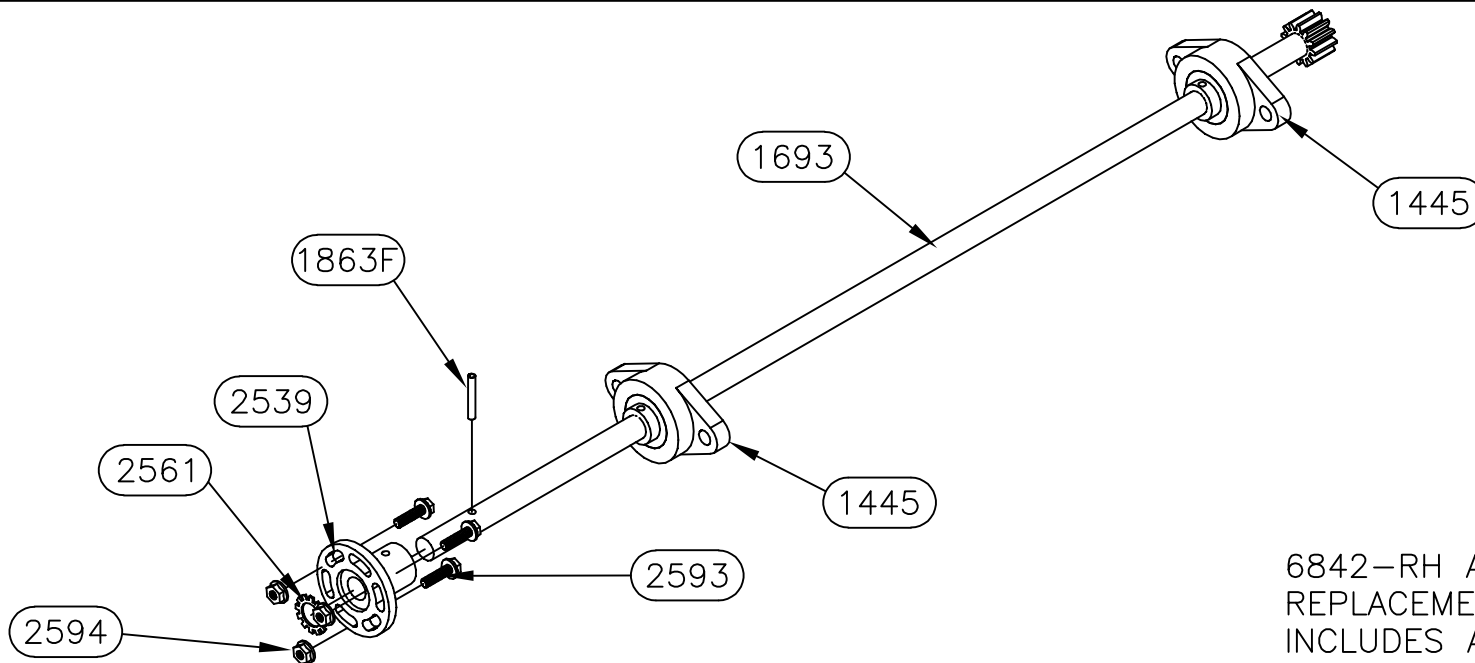
55169 COUNTY ROAD 3  
ELKHART, IN 46515

NOTICE - This drawing, including principles of design, is the property of Days Corporation, Elkhart, Indiana, with the agreement that it is not to be reproduced, copied, or loaned in any manner that may constitute a detriment directly or indirectly to Days Corporation. Acceptance of this will be construed as an agreement of the above.

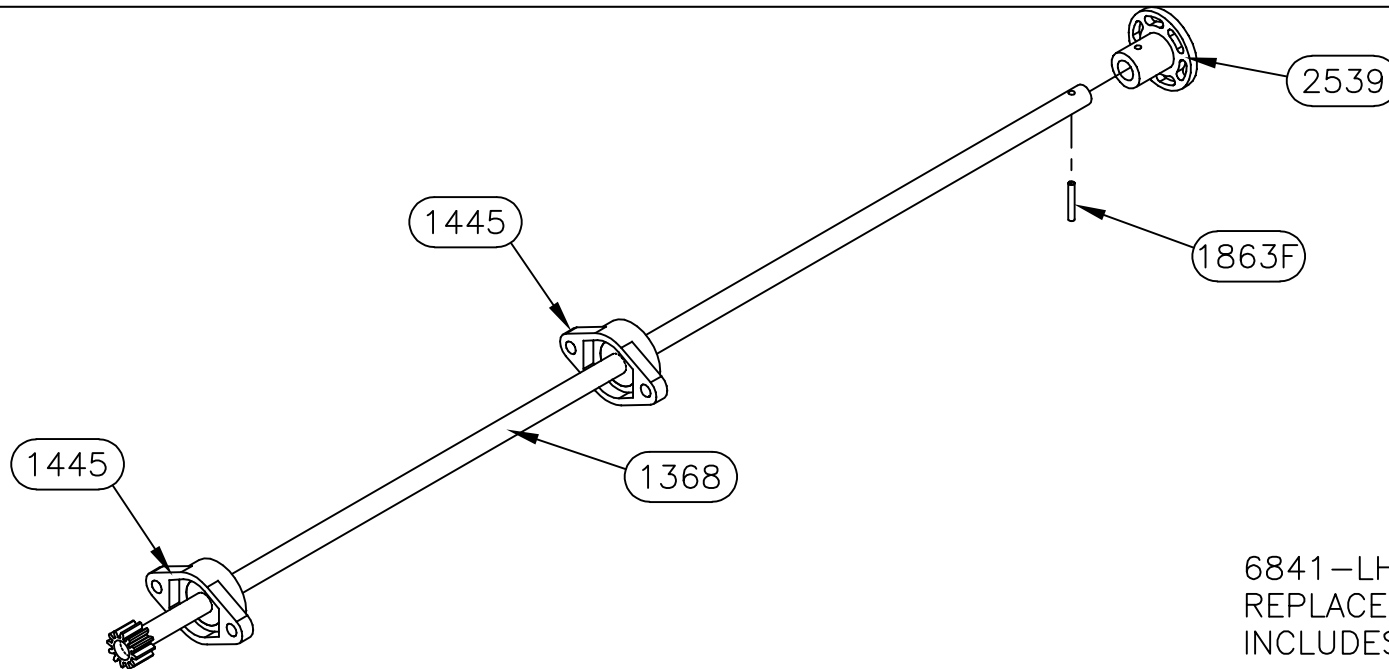
#	REVISIONS	BY:	DATE:
A	E-cord tube was 1791 & general updates	SJ	6/21/17
B	CHANGED E-CORD TUBE FROM 3283 TO 3471	SJ	2/13/18

UNLESS OTHERWISE  
SPECIFIED:  
TOLERANCES:  
.XXX ± 0.010  
.XX ± 0.010  
.X ± 0.030  
ANG. ± 1/2"  
REMOVE ALL BURRS AND  
SHARP EDGES .015 MAX

TITLE MAIN SLIDE ASSEMBLY		USED ON: FOREST RIVER DIESEL	
SIZE A	SCALE 1: 1	MATERIAL	
DRW BY: SJ	DATE: 3/13/09	PART NAME: MAIN SLIDE-32"	
APP'D BY -	DATE: -	PAGE: 3 OF 4	DWG NO.: P7258
			REV: B



6842-RH ASSEMBLY (7258/7570)  
REPLACEMENT SHAFT ASSEMBLY  
INCLUDES ALL PARTS SHOWN



6841-LH ASSEMBLY (7258/7570)  
REPLACEMENT SHAFT ASSEMBLY  
INCLUDES ALL PARTS SHOWN

*Equalizer*

55169 COUNTY ROAD 3  
ELKHART, IN 46515

NOTICE - This drawing, including principles of design, is the property of Days Corporation, Elkhart, Indiana, with the agreement that it is not to be reproduced, copied, or loaned in any manner that may constitute a detriment directly or indirectly to Days Corporation. Acceptance of this will be construed as an agreement of the above.

#	REVISIONS	BY:	DATE:
A	E-cord tube was 1791 & general updates	SJ	6/21/17
B	CHANGED E-CORD TUBE FROM 3283 TO 3471	SJ	2/13/18

UNLESS OTHERWISE  
SPECIFIED:  
TOLERANCES:  
.XXX ± 0.010  
.XX ± 0.010  
.X ± 0.030  
ANG. ± 1/2"  
REMOVE ALL BURRS AND  
SHARP EDGES .015 MAX

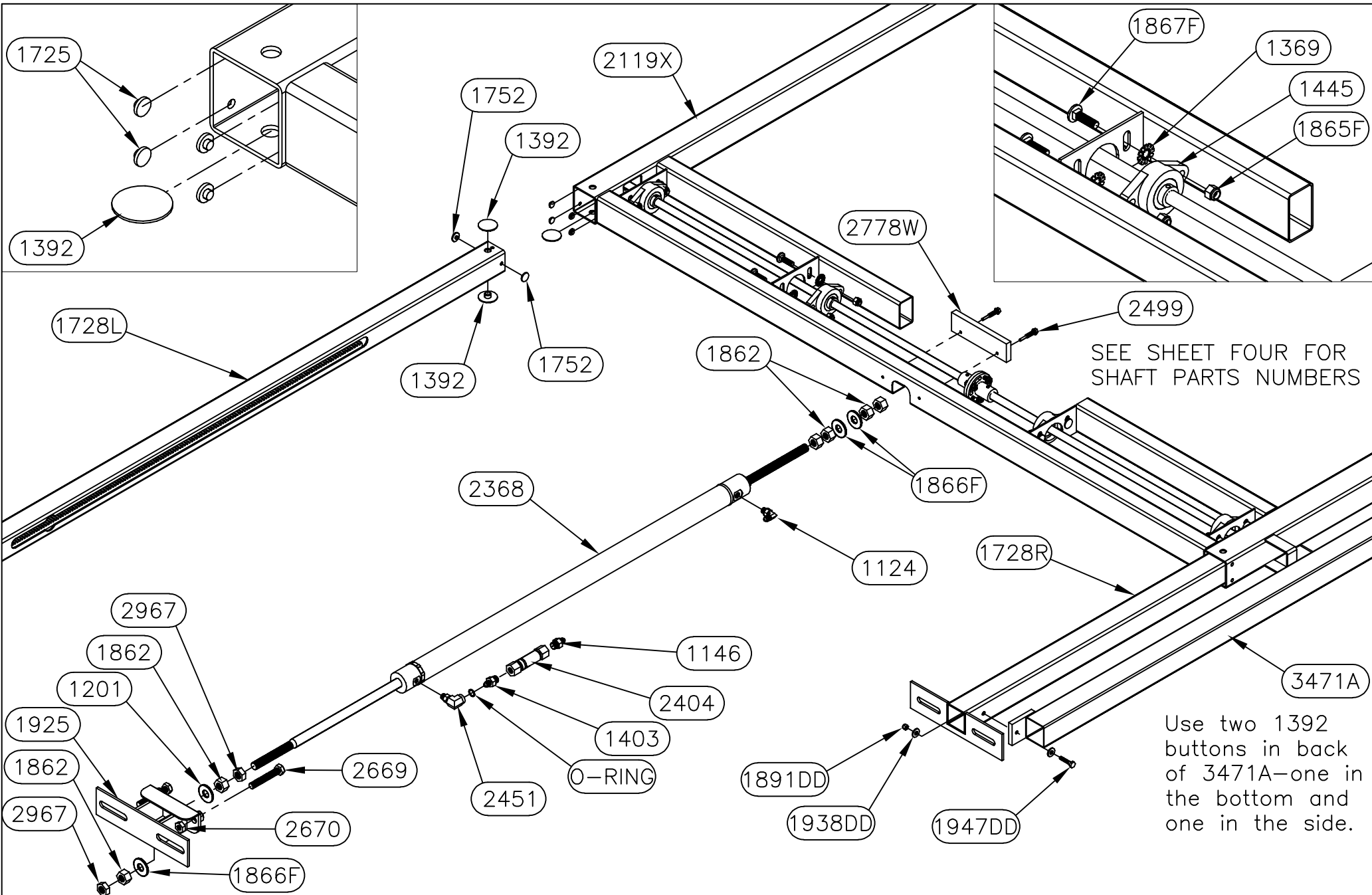
TITLE			USED ON:		
MAIN SLIDE ASSEMBLY			FOREST RIVER DIESEL		
SIZE	SCALE	MATERIAL			
A	1: 1	_____			
DRW BY:	DATE:	PART NAME:			
SJ	3/13/09	MAIN SLIDE-32"			
APP'D BY	DATE:	PAGE:	DWG NO.:	REV:	
—	—	4 OF 4	P7258	B	

7258A PARTS LIST		
PART#	DESCRIPTION	QUAN
1124	FITTING-#4 JIC X #4 OR MALE 90	1
1146	FITTING-#6 OR X #4 JIC ADAPT	1
1368	SHAFT-5/8 X 38 1/4 COLD ROLL & GEAR	1
1369	WASHER-3/8 EXT/INT TOOTH LOCK	8
1392	BUTTON-1.5" UHMW	8
1403	FITTING-RESTRICTOR #6 X #4 -042 ORIFICE	1
1445	BEARING-2 BOLT FLANGE	4
1693	SHAFT-5/8 X 30 5/8 COLD ROLL & GEAR	1
1725	BUTTON-1/2" UHMW	8
1728L	TUBE-36" DRIVE LH & GEAR RACK	1
1728R	TUBE-36" DRIVE RH & GEAR RACK	1
1752	BUTTON-3/4" UHMW	4
1862	NUT-5/8-18 GR 2 FHN	6
1863F	PIN-3/16 X 1 1/4 SPRING	2
1865F	NUT-3/8-16 NYLOCK Z	8
1866F	WASHER-5/8 FLAT	4
1867F	BOLT-3/8-16 X 1 1/4 CARRIAGE ZINC	8
1891DD	NUT-1/4-20 NYLOCK	1
1925	BRACKET-CYLINDER MOUNT MAIN	1
1938DD	WASHER 1/4 FLAT	2
1947DD	BOLT-1/4-20 X 1 1/4 HHCS	1
2119X	FRAME-MAIN SLIDE FRAME-FR-2021	1
2368	CYLINDER-SLIDE 1 1/2" X 32"	1
2404	VALVE-ANTI CREEP	1
2451	FITTING-#4 FEM X #4 O-RING 90	1
2499	SCREW-1/4 X 1 1/4 TEK	2
2539	COUPLING-5/8" TIMING SHAFT	2
2561	WASHER-5/8 STAR	1
2593	SCREW-1/4-20 X FLANGE	3
2594	NUT-1/4-20 FLANGE	3
2699	BOLT-1/2-13 X 3 TAP GR 5	2
2670	NUT-1/2-13 JAM NUT	2
2778W	GUARD-CYLINDER ROD	1
2967	NUT-5/8-18 HEX JAM NUT	2
3471A	TUBE-ELECTRIC CORD-2" SQ-2021	1

**Warranty authorization must come directly from Equalizer Systems. (800) 846-9659.**

<i>Equalizer</i>	55169 COUNTY ROAD 3 ELKHART, IN 46515	#	REVISIONS	BY:	DATE:
NOTICE - This drawing, including principles of design, is the property of Days Corporation, Elkhart, Indiana, with the agreement that it is not to be reproduced, copied, or loaned in any manner that may constitute a detriment directly or indirectly to Days Corporation. Acceptance of this will be construed as an agreement of the above.					





*Equalizer*

55169 COUNTY ROAD 3  
ELKHART, IN 46515

#	REVISIONS	BY:	DATE:

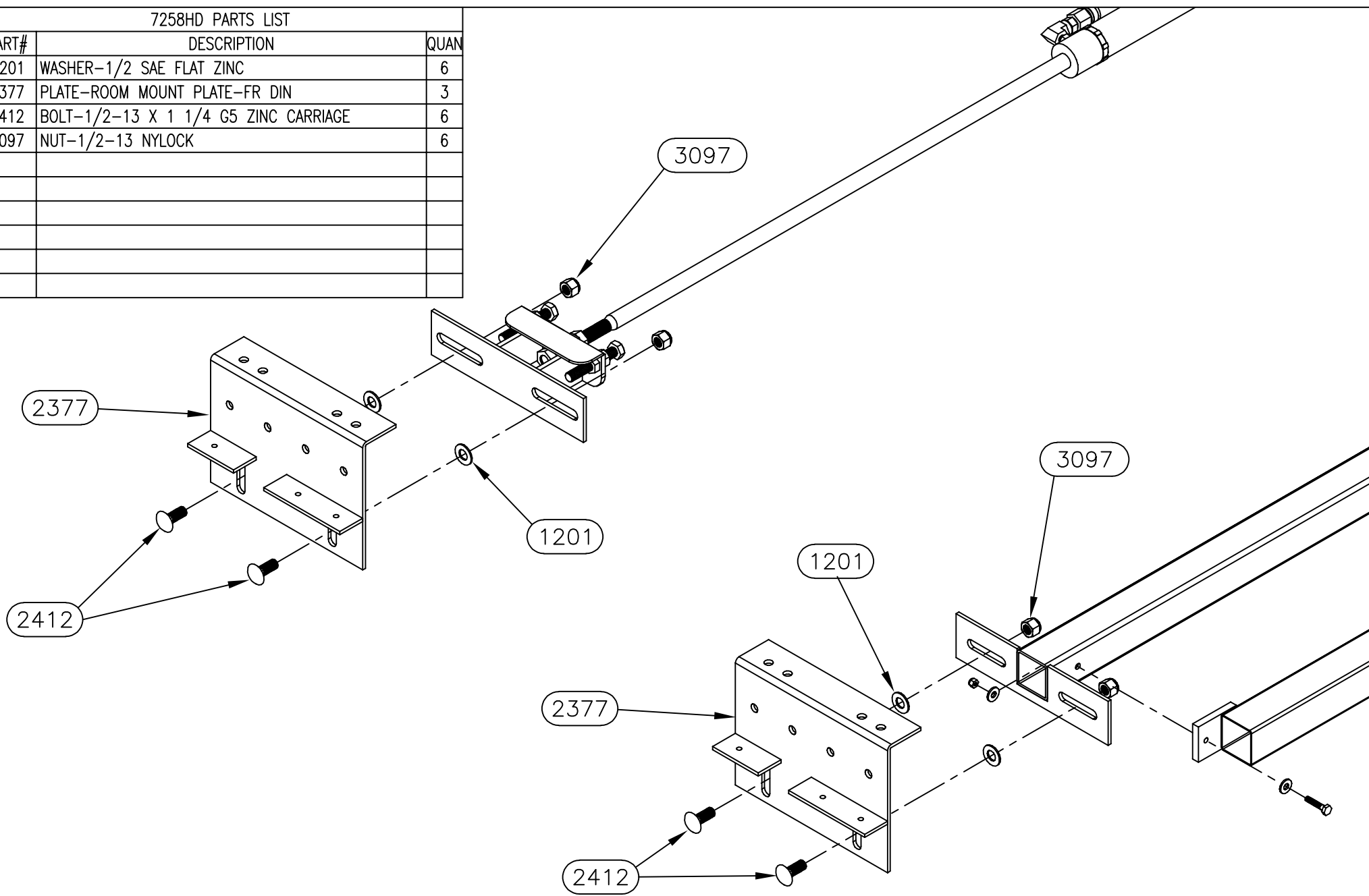
UNLESS OTHERWISE  
SPECIFIED:  
TOLERANCES:  
.XXX ± 0.010  
.XX ± 0.010  
.X ± 0.030  
ANG. ± 1/2"  
REMOVE ALL BURRS AND  
SHARP EDGES .015 MAX

TITLE MAIN SLIDE ASSEMBLY		USED ON: FOREST RIVER DIESEL	
SIZE A	SCALE 1: 1	MATERIAL	
DRW BY: SJ	DATE: 1/17/20	PART NAME: MAIN SLIDE-32"-2021	
APP'D BY: —	DATE: —	PAGE: 2 OF 4	DWG NO.: P7258A
REV: —		REV: —	

NOTICE - This drawing, including principles of design, is the property of Days Corporation, Elkhart, Indiana, with the agreement that it is not to be reproduced, copied, or loaned in any manner that may constitute a detriment directly or indirectly to Days Corporation. Acceptance of this will be construed as an agreement of the above.

# 7258HD PARTS LIST

PART#	DESCRIPTION	QUAN
1201	WASHER-1/2 SAE FLAT ZINC	6
2377	PLATE-ROOM MOUNT PLATE-FR DIN	3
2412	BOLT-1/2-13 X 1 1/4 G5 ZINC CARRIAGE	6
3097	NUT-1/2-13 NYLOCK	6



*Equalizer*

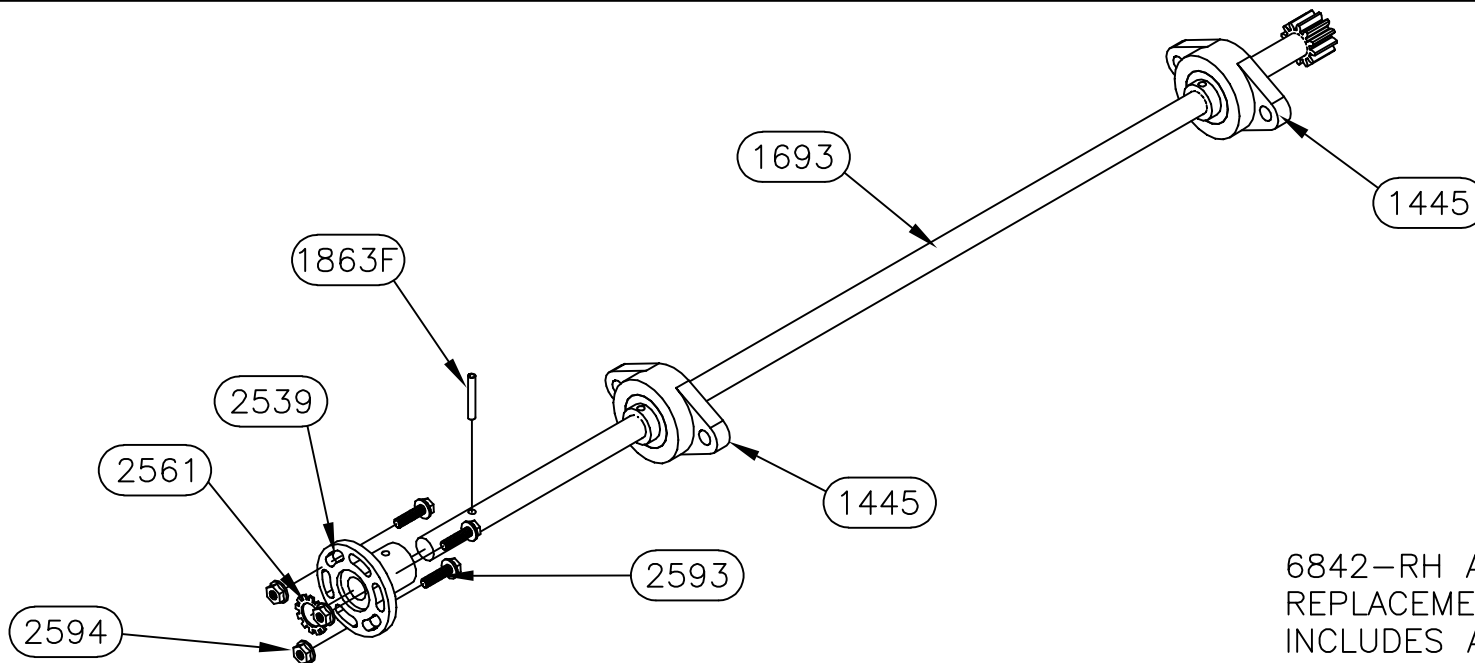
55169 COUNTY ROAD 3  
ELKHART, IN 46515

NOTICE - This drawing, including principles of design, is the property of Days Corporation, Elkhart, Indiana, with the agreement that it is not to be reproduced, copied, or loaned in any manner that may constitute a detriment directly or indirectly to Days Corporation. Acceptance of this will be construed as an agreement of the above.

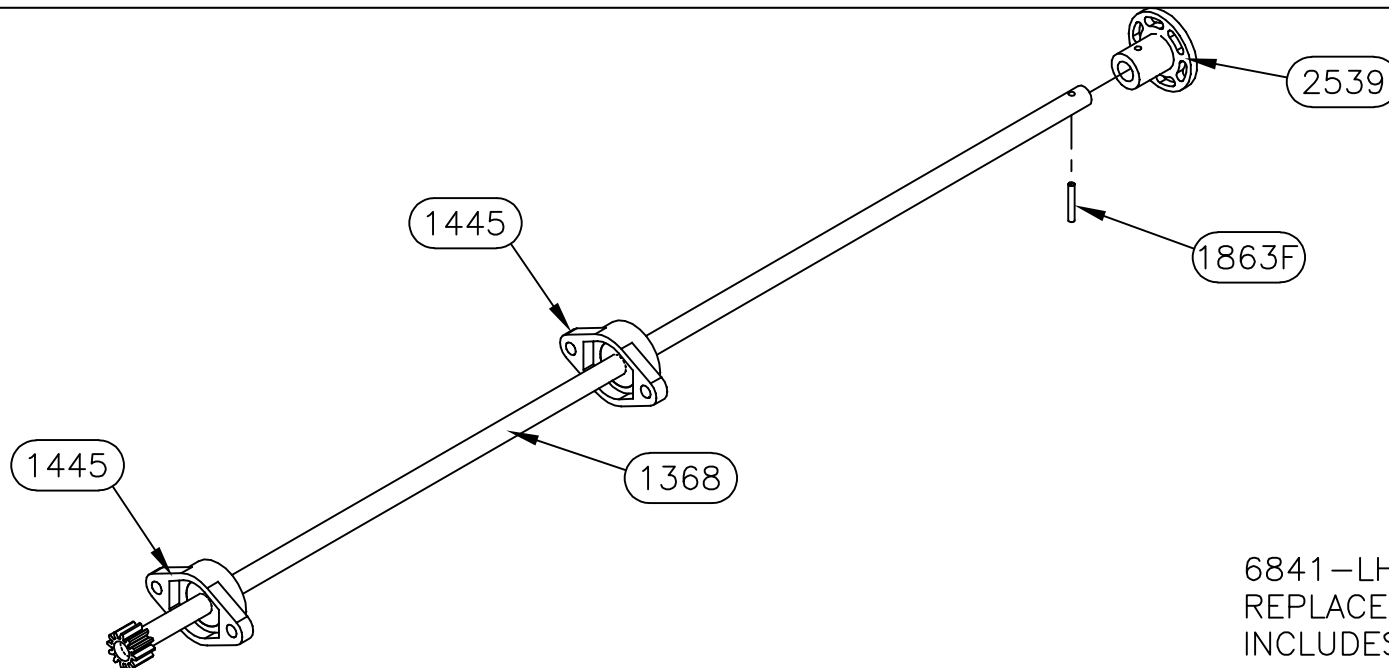
#	REVISIONS	BY:	DATE:

UNLESS OTHERWISE  
SPECIFIED:  
TOLERANCES:  
.XXX ± 0.010  
.XX ± 0.010  
.X ± 0.030  
ANG. ± 1/2"  
REMOVE ALL BURRS AND  
SHARP EDGES .015 MAX

TITLE MAIN SLIDE ASSEMBLY		USED ON: FOREST RIVER DIESEL	
SIZE A	SCALE 1: 1	MATERIAL	
DRW BY: SJ	DATE: 1/17/20	PART NAME: MAIN SLIDE-32"-2021	
APP'D BY -	DATE: -	PAGE: 3 OF 4	DWG NO.: P7258A
REV:		-	



6842-RH ASSEMBLY (7258/7570)  
REPLACEMENT SHAFT ASSEMBLY  
INCLUDES ALL PARTS SHOWN



6841-LH ASSEMBLY (7258/7570)  
REPLACEMENT SHAFT ASSEMBLY  
INCLUDES ALL PARTS SHOWN

*Equalizer*

55169 COUNTY ROAD 3  
ELKHART, IN 46515

NOTICE - This drawing, including principles of design, is the property of Days Corporation, Elkhart, Indiana, with the agreement that it is not to be reproduced, copied, or loaned in any manner that may constitute a detriment directly or indirectly to Days Corporation. Acceptance of this will be construed as an agreement of the above.

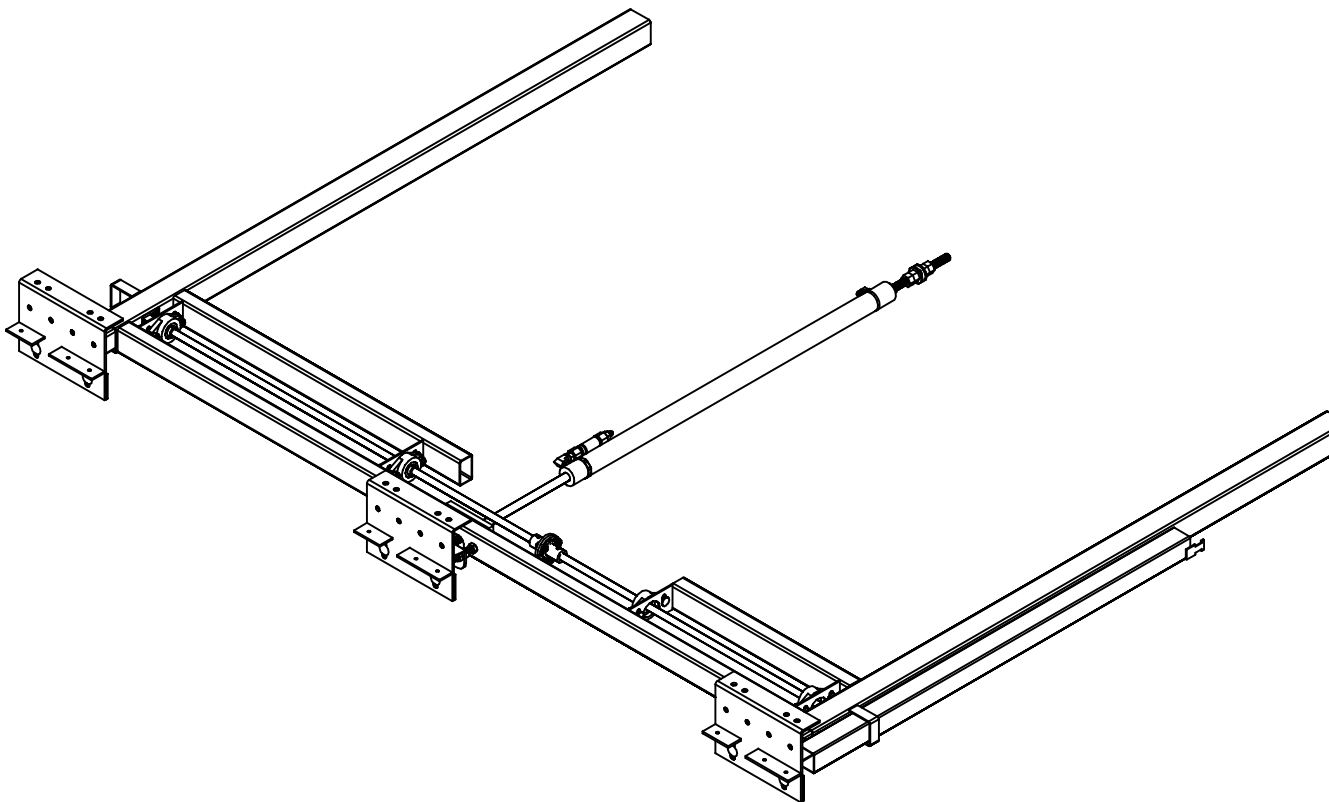
#	REVISIONS	BY:	DATE:

UNLESS OTHERWISE  
SPECIFIED:  
TOLERANCES:  
.XXX ± 0.010  
.XX ± 0.010  
.X ± 0.030  
ANG. ± 1/2"  
REMOVE ALL BURRS AND  
SHARP EDGES .015 MAX

TITLE			USED ON:		
MAIN SLIDE ASSEMBLY			FOREST RIVER DIESEL		
SIZE	SCALE	MATERIAL			
A	1: 1	_____			
DRW BY:	DATE:	PART NAME:			
SJ	1/17/20	MAIN SLIDE-32"-2021			
APP'D BY	DATE:	PAGE:	DWG NO.:	REV:	
—	—	4 OF 4	P2258A	—	

## 7293 PARTS LIST

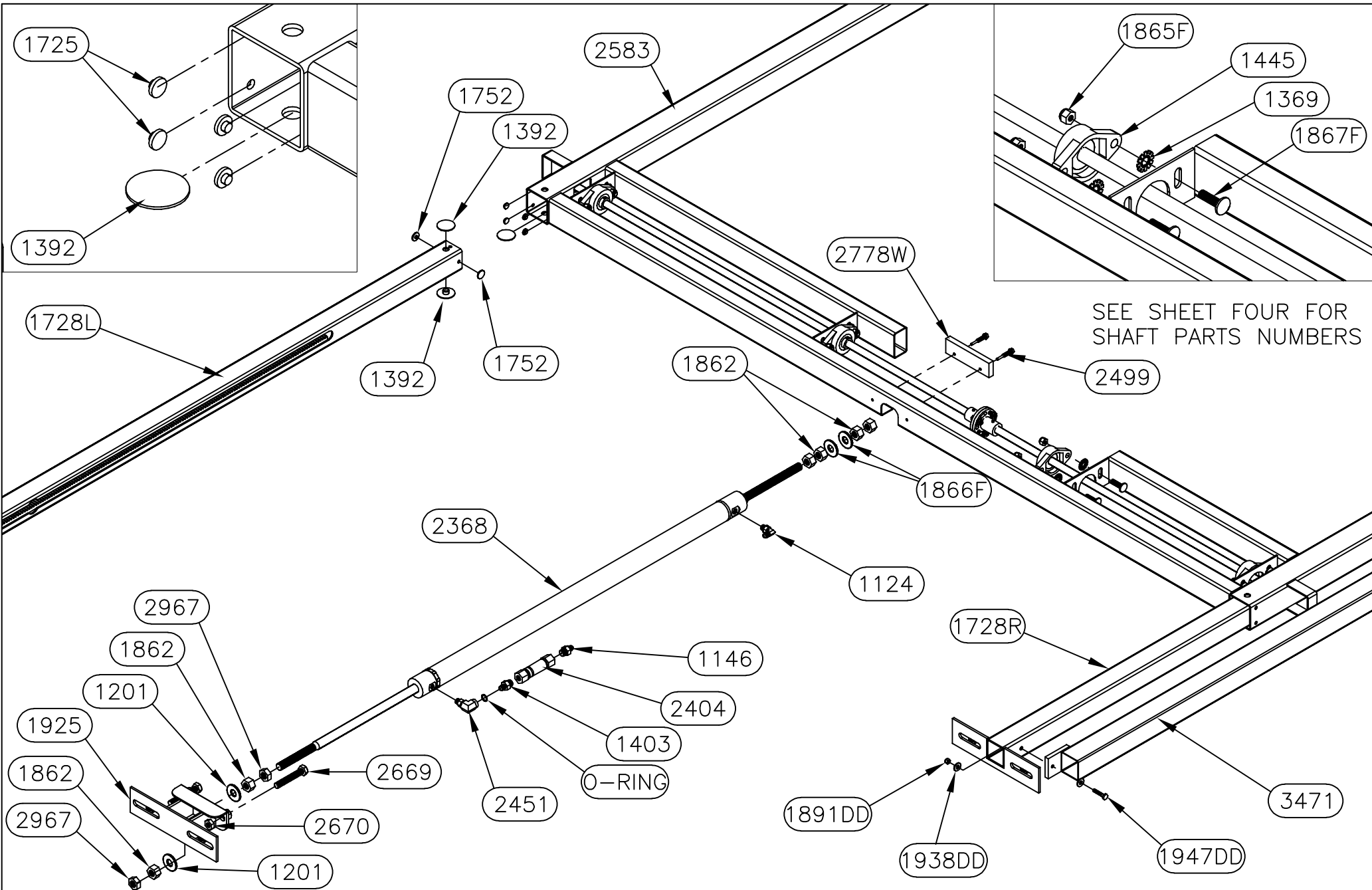
PART#	DESCRIPTION	QUAN
1124	FITTING-#4 JIC X #4 OR MALE 90	1
1146	FITTING-#6 OR X #4 JIC ADAPT	1
1369	WASHER-3/8 EXT/INT TOOTH LOCK	8
1392	BUTTON-1.5" UHMW	6
1403	FITTING-RESTRICTOR #6 X #4	1
1445	BEARING-2 BOLT FLANGE	4
1725	BUTTON-1/2" UHMW	8
1728L	TUBE-36" DRIVE LH	1
1728R	TUBE-36" DRIVE RH	1
1730	SHAFT-5/8 X 48 1/8 COLD ROLL	1
1752	BUTTON-3/4" UHMW	4
1862	NUT-5/8-18 GR 2 FHN	6
1863F	PIN-3/16 X 1 1/4 SPRING	2
1865F	NUT-3/8-16 NYLOCK Z	8
1866F	WASHER-5/8 FLAT	4
1867F	BOLT-3/8-16 X 1 1/4 CARRIAGE ZINC	8
1891DD	NUT-1/4-20 NYLOCK	1
1925	BRACKET-CYLINDER MOUNT MAIN	1
1938DD	WASHER 1/4 FLAT	2
1947DD	BOLT-1/4-20 X 1 1/4 HHCS	1
2368	CYLINDER-SLIDE 1 3/8" X 32"	1
2404	VALVE-ANTI CREEP	1
2451	FITTING-#4 FEM X #4 O-RING 90	1
2499	SCREW-1/4 X 1 1/4 TEK	2
2539	COUPLING-5/8" TIMING SHAFT	2
2561	WASHER-5/8 STAR	1
2583	FRAME-84" MAIN SLIDE FRAME-FR	1
2593	SCREW-1/4-20 X FLANGE	3
2594	NUT-1/4-20 FLANGE	3
2669	BOLT-1/2-13 X 3 TAP GR 5	2
2670	NUT-1/2-13 JAM NUT	2
2778W	GUARD-CYLINDER ROD	1
2853	SHAFT-5/8 X 33 3/8 COLD ROLL	1
2967	NUT-5/8-18 HEX JAM NUT	2
3471	TUBE-ELECTRIC CORD-2" SQUARE	1



**Warranty authorization must come directly from Equalizer Systems. (800) 846-9659.**

<b>Equalizer</b> 55169 COUNTY ROAD 3 ELKHART, IN 46515  NOTICE - This drawing, including principles of design, is the property of Days Corporation, Elkhart, Indiana, with the agreement that it is not to be reproduced, copied, or loaned in any manner that may constitute a detriment directly or indirectly to Days Corporation. Acceptance of this will be construed as an agreement of the above.	#	REVISIONS	BY:	DATE:	UNLESS OTHERWISE SPECIFIED:	TITLE	USED ON:
	A	Updated Cylinder Bracket	SJ	3/3/11	TOLERANCES:	MAIN SLIDE ASSEMBLY	FOREST RIVER DIESEL
	B	Show additional o-ring in creep prevent assembly	SJ	1/26/12	.XXX ± 0.010	SIZE SCALE MATERIAL	
	C	Changed e-cord tube from 3283 to 3471	SJ	2/13/18	.XX ± 0.010	A 1: 1	
	D	Added 4" to outer tubes.	SJ	7/16/19	.X ± 0.030	DRW BY: DATE:	PART NAME:
					ANG. ± 1/2"	SJ 3/17/09	MAIN SLIDE-84" X 32"-FR
					REMOVE ALL BURRS AND SHARP EDGES .015 MAX	APP'D BY DATE:	PAGE: DWG NO.: REV:
						- -	1 OF 4 P7293 D





*Equalizer*

55169 COUNTY ROAD 3  
ELKHART, IN 46515

NOTICE - This drawing, including principles of design, is the property of Days Corporation, Elkhart, Indiana, with the agreement that it is not to be reproduced, copied, or loaned in any manner that may constitute a detriment directly or indirectly to Days Corporation. Acceptance of this will be construed as an agreement of the above.

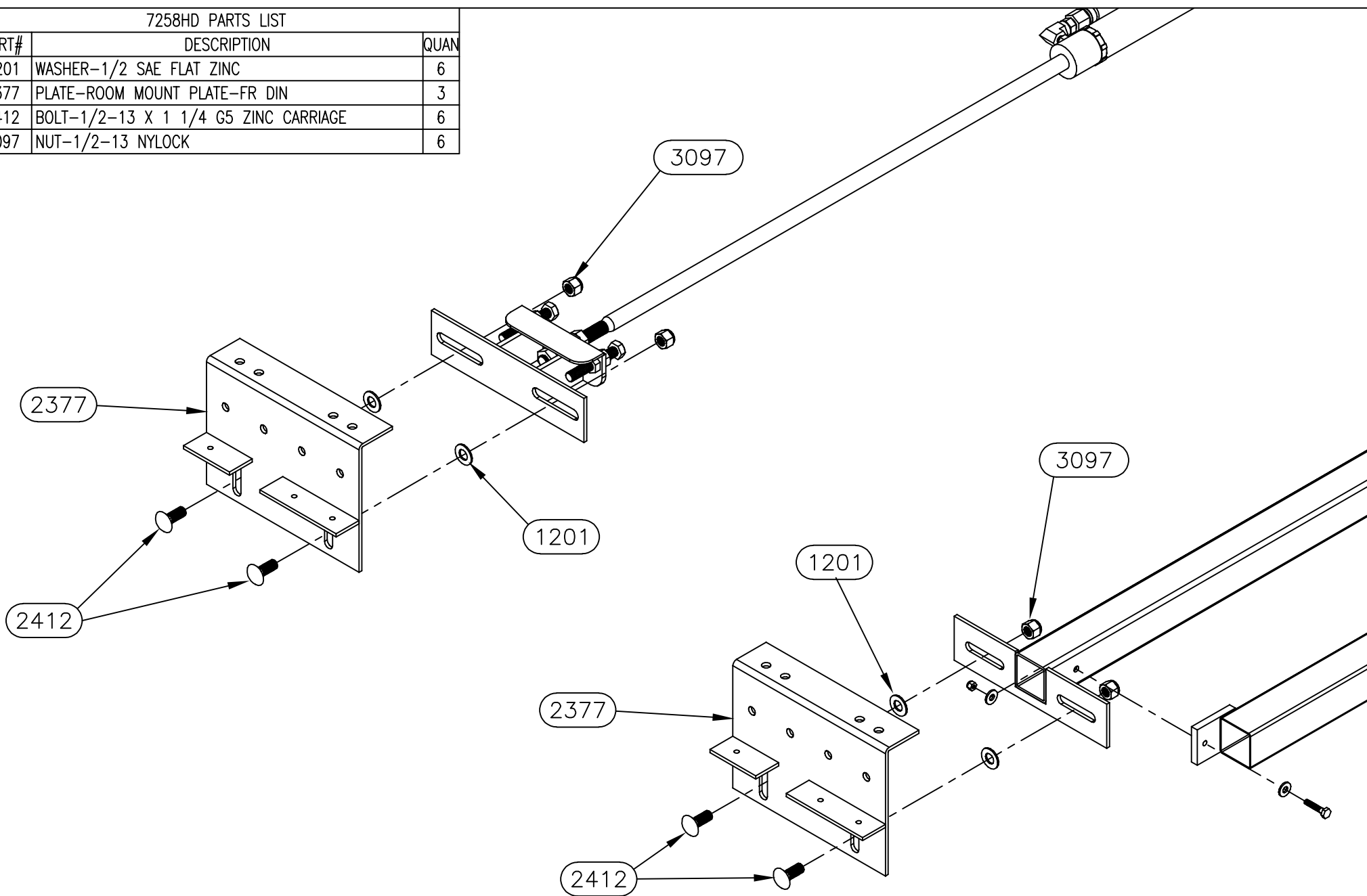
#	REVISIONS	BY:	DATE:
A	Updated Cylinder Bracket	SJ	3/3/11
B	Show additional o-ring in creep prevent assembly	SJ	1/26/12
C	Changed e-cord tube from 3283 to 3471	SJ	2/13/18
D	Added 4" to outer tubes.	SJ	7/16/19

UNLESS OTHERWISE  
SPECIFIED:  
TOLERANCES:  
.XXX ± 0.010  
.XX ± 0.010  
.X ± 0.030  
ANG. ± 1/2"  
REMOVE ALL BURRS AND  
SHARP EDGES .015 MAX

TITLE		USED ON:	
MAIN SLIDE ASSEMBLY		FOREST RIVER DIESEL	
SIZE	SCALE	MATERIAL	
A	1:1		
DRW BY:	DATE:	PART NAME:	
SJ	3/17/09	MAIN SLIDE-84" X 32"-FR	
APP'D BY	DATE:	PAGE:	DWG NO.:
-	-	2 OF 4	P7293
		REV:	D

# 7258HD PARTS LIST

PART#	DESCRIPTION	QUAN
1201	WASHER-1/2 SAE FLAT ZINC	6
2377	PLATE-ROOM MOUNT PLATE-FR DIN	3
2412	BOLT-1/2-13 X 1 1/4 G5 ZINC CARRIAGE	6
3097	NUT-1/2-13 NYLOCK	6



*Equalizer*

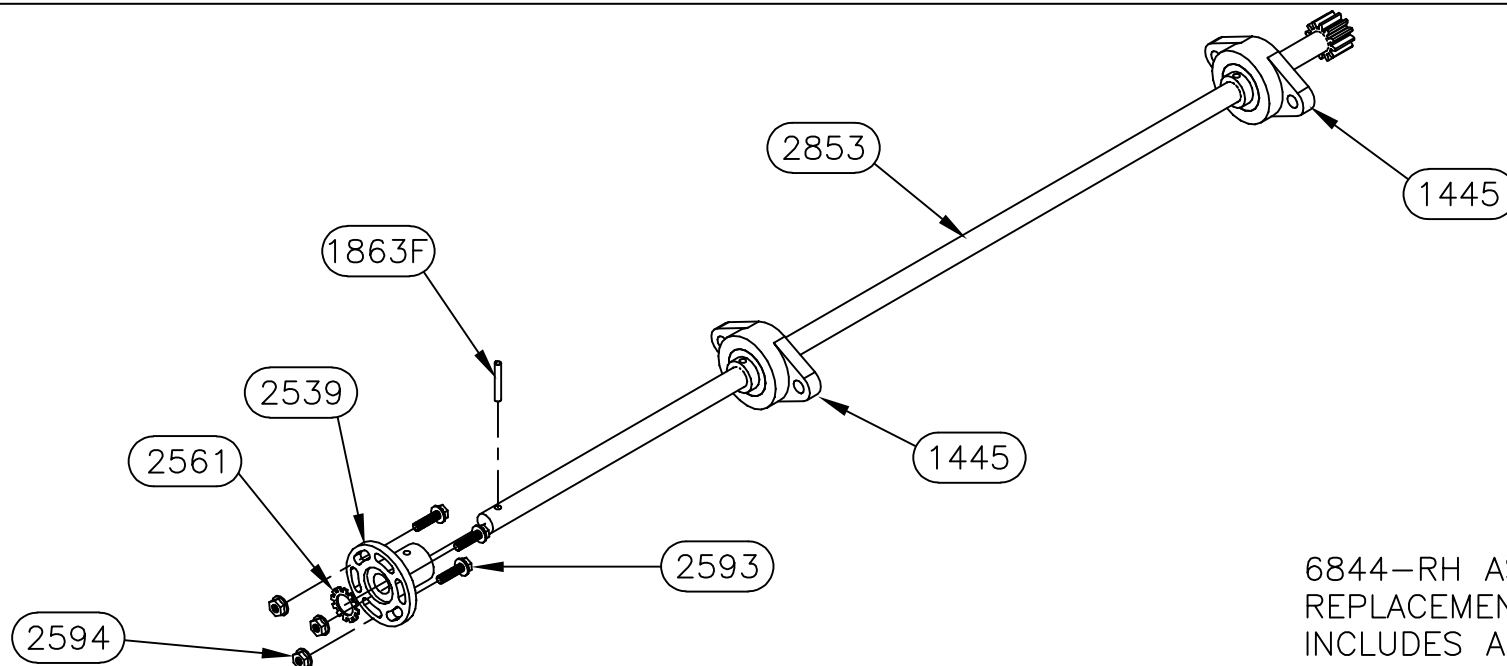
55169 COUNTY ROAD 3  
ELKHART, IN 46515

NOTICE - This drawing, including principles of design, is the property of Days Corporation, Elkhart, Indiana, with the agreement that it is not to be reproduced, copied, or loaned in any manner that may constitute a detriment directly or indirectly to Days Corporation. Acceptance of this will be construed as an agreement of the above.

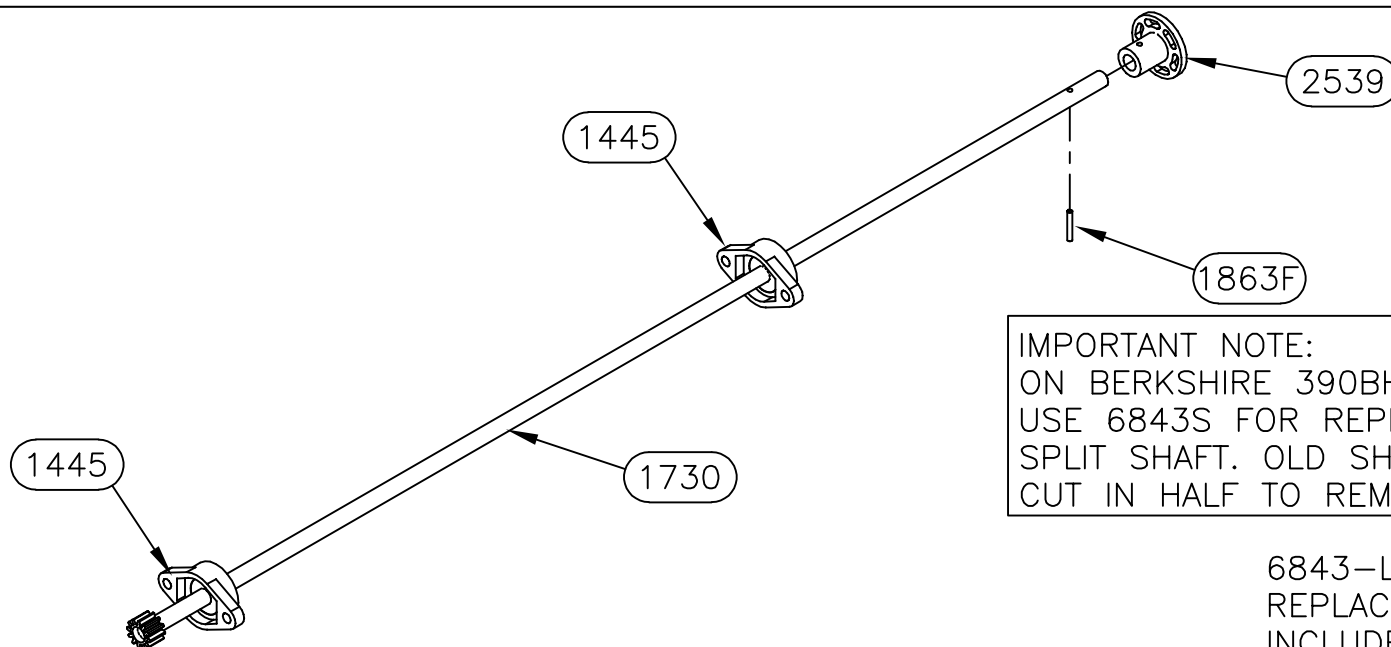
#	REVISIONS	BY:	DATE:
A	Updated Cylinder Bracket	SJ	3/3/11
B	Show additional o-ring in creep prevent assembly	SJ	1/26/12
C	Changed e-cord tube from 3283 to 3471	SJ	2/13/18
D	Added 4" to outer tubes.	SJ	7/16/19

UNLESS OTHERWISE SPECIFIED:  
TOLERANCES:  
.XXX ± 0.010  
.XX ± 0.010  
.X ± 0.030  
ANG. ± 1/2"  
REMOVE ALL BURRS AND SHARP EDGES .015 MAX

TITLE MAIN SLIDE ASSEMBLY		USED ON: FOREST RIVER DIESEL	
SIZE A	SCALE 1: 1	MATERIAL	
DRW BY: SJ	DATE: 3/17/09	PART NAME: MAIN SLIDE-84" X 32"-FR	
APP'D BY -	DATE: -	PAGE: 3 OF 4	DWG NO.: P7293
		REV: D	



6844-RH ASSEMBLY (7293)  
REPLACEMENT SHAFT ASSEMBLY  
INCLUDES ALL PARTS SHOWN



IMPORTANT NOTE:  
ON BERKSHIRE 390BH IT IS NECESSARY TO  
USE 6843S FOR REPLACEMENT. THIS IS A  
SPLIT SHAFT. OLD SHAFT WILL HAVE TO BE  
CUT IN HALF TO REMOVE.

6843-LH ASSEMBLY (7293)  
REPLACEMENT SHAFT ASSEMBLY  
INCLUDES ALL PARTS SHOWN

*Equalizer*

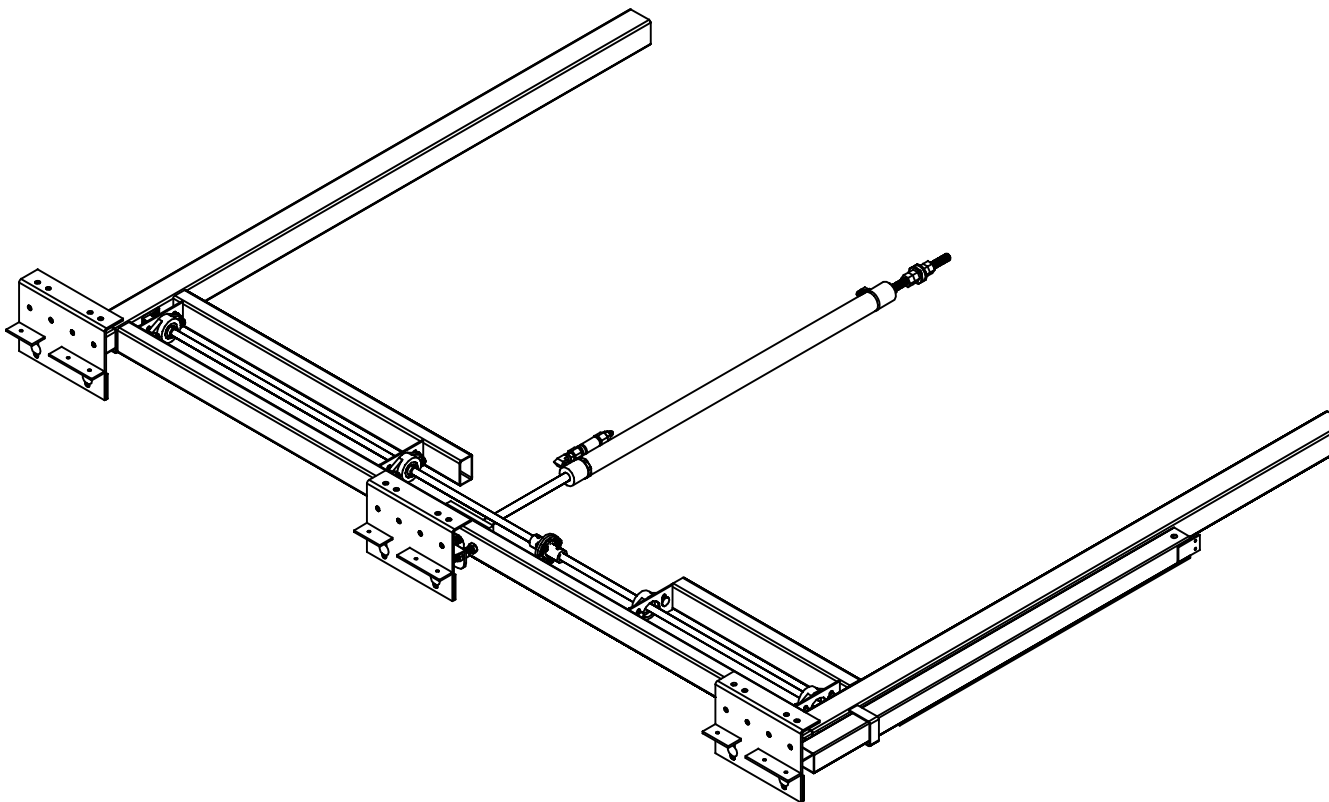
55169 COUNTY ROAD 3  
ELKHART, IN 46515

NOTICE - This drawing, including principles of design, is the property of Days Corporation, Elkhart, Indiana, with the agreement that it is not to be reproduced, copied, or loaned in any manner that may constitute a detriment directly or indirectly to Days Corporation. Acceptance of this will be construed as an agreement of the above.

#	REVISIONS	BY:	DATE:	UNLESS OTHERWISE SPECIFIED:	TITLE	USED ON:
A	Updated Cylinder Bracket	SJ	3/3/11	TOLERANCES:	MAIN SLIDE ASSEMBLY	FOREST RIVER DIESEL
B	Show additional o-ring in creep prevent assembly	SJ	1/26/12	.XXX ± 0.010	SIZE SCALE MATERIAL	
C	Changed e-cord tube from 3283 to 3471	SJ	2/13/18	.XX ± 0.010	A 1: 1	
D	Added 4" to outer tubes.	SJ	7/16/19	.X ± 0.030	DRW BY: DATE:	PART NAME:
				ANG. ± 1/2"	SJ 3/17/09	MAIN SLIDE-84" X 32"-FR
				REMOVE ALL BURRS AND SHARP EDGES .015 MAX	APP'D BY DATE:	PAGE: DWG NO.: REV:
					- -	4 OF 4 P7293 D

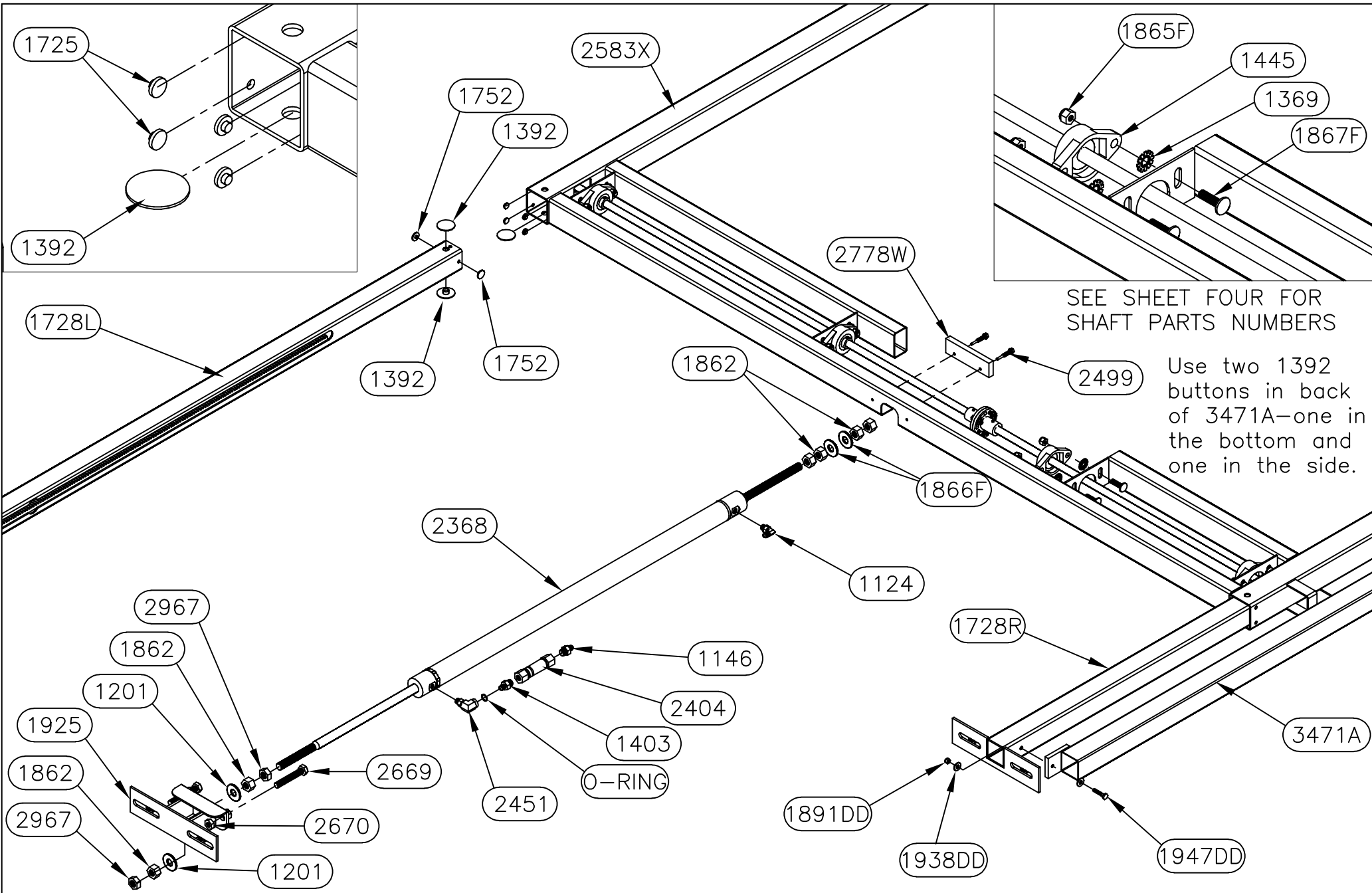
## 7293A PARTS LIST

PART#	DESCRIPTION	QUAN
1124	FITTING-#4 JIC X #4 OR MALE 90	1
1146	FITTING-#6 OR X #4 JIC ADAPT	1
1369	WASHER-3/8 EXT/INT TOOTH LOCK	8
1392	BUTTON-1.5" UHMW	8
1403	FITTING-RESTRICTOR #6 X #4	1
1445	BEARING-2 BOLT FLANGE	4
1725	BUTTON-1/2" UHMW	8
1728L	TUBE-36" DRIVE LH	1
1728R	TUBE-36" DRIVE RH	1
1730	SHAFT-5/8 X 48 1/8 COLD ROLL	1
1752	BUTTON-3/4" UHMW	4
1862	NUT-5/8-18 GR 2 FHN	6
1863F	PIN-3/16 X 1 1/4 SPRING	2
1865F	NUT-3/8-16 NYLOCK Z	8
1866F	WASHER-5/8 FLAT	4
1867F	BOLT-3/8-16 X 1 1/4 CARRIAGE ZINC	8
1891DD	NUT-1/4-20 NYLOCK	1
1925	BRACKET-CYLINDER MOUNT MAIN	1
1938DD	WASHER 1/4 FLAT	2
1947DD	BOLT-1/4-20 X 1 1/4 HHCS	1
2368	CYLINDER-SLIDE 1 3/8" X 32"	1
2404	VALVE-ANTI CREEP	1
2451	FITTING-#4 FEM X #4 O-RING 90	1
2499	SCREW-1/4 X 1 1/4 TEK	2
2539	COUPLING-5/8" TIMING SHAFT	2
2561	WASHER-5/8 STAR	1
2583X	FRAME-84" MAIN SLIDE FRAME-FR-2021	1
2593	SCREW-1/4-20 X FLANGE	3
2594	NUT-1/4-20 FLANGE	3
2669	BOLT-1/2-13 X 3 TAP GR 5	2
2670	NUT-1/2-13 JAM NUT	2
2778W	GUARD-CYLINDER ROD	1
2853	SHAFT-5/8 X 33 3/8 COLD ROLL	1
2967	NUT-5/8-18 HEX JAM NUT	2
3471A	TUBE-ELECTRIC CORD-2" SQ.-2021	1



**Warranty authorization must come directly from Equalizer Systems. (800) 846-9659.**

<b>Equalizer</b> 55169 COUNTY ROAD 3 ELKHART, IN 46515  NOTICE - This drawing, including principles of design, is the property of Days Corporation, Elkhart, Indiana, with the agreement that it is not to be reproduced, copied, or loaned in any manner that may constitute a detriment directly or indirectly to Days Corporation. Acceptance of this will be construed as an agreement of the above.	#	REVISIONS	BY:	DATE:	UNLESS OTHERWISE SPECIFIED:	TITLE	USED ON:
					SPECIFIED:	MAIN SLIDE ASSEMBLY	FOREST RIVER DIESEL
					TOLERANCES:	SIZE SCALE MATERIAL	
					.XXX ± 0.010	A 1: 1	
					.XX ± 0.010		
					.X ± 0.030	DRW BY: SJ	DATE: 1/15/20
					ANG. ± 1/2"	DATE:	PART NAME: MAIN SLIDE-84" X 32"-FR-2021
					REMOVE ALL BURRS AND SHARP EDGES .015 MAX	APP'D BY: -	PAGE: 1 OF 4
							DWG NO.: P7293A
							REV: -



**Equalizer**

55169 COUNTY ROAD 3  
ELKHART, IN 46515

NOTICE - This drawing, including principles of design, is the property of Days Corporation, Elkhart, Indiana, with the agreement that it is not to be reproduced, copied, or loaned in any manner that may constitute a detriment directly or indirectly to Days Corporation. Acceptance of this will be construed as an agreement of the above.

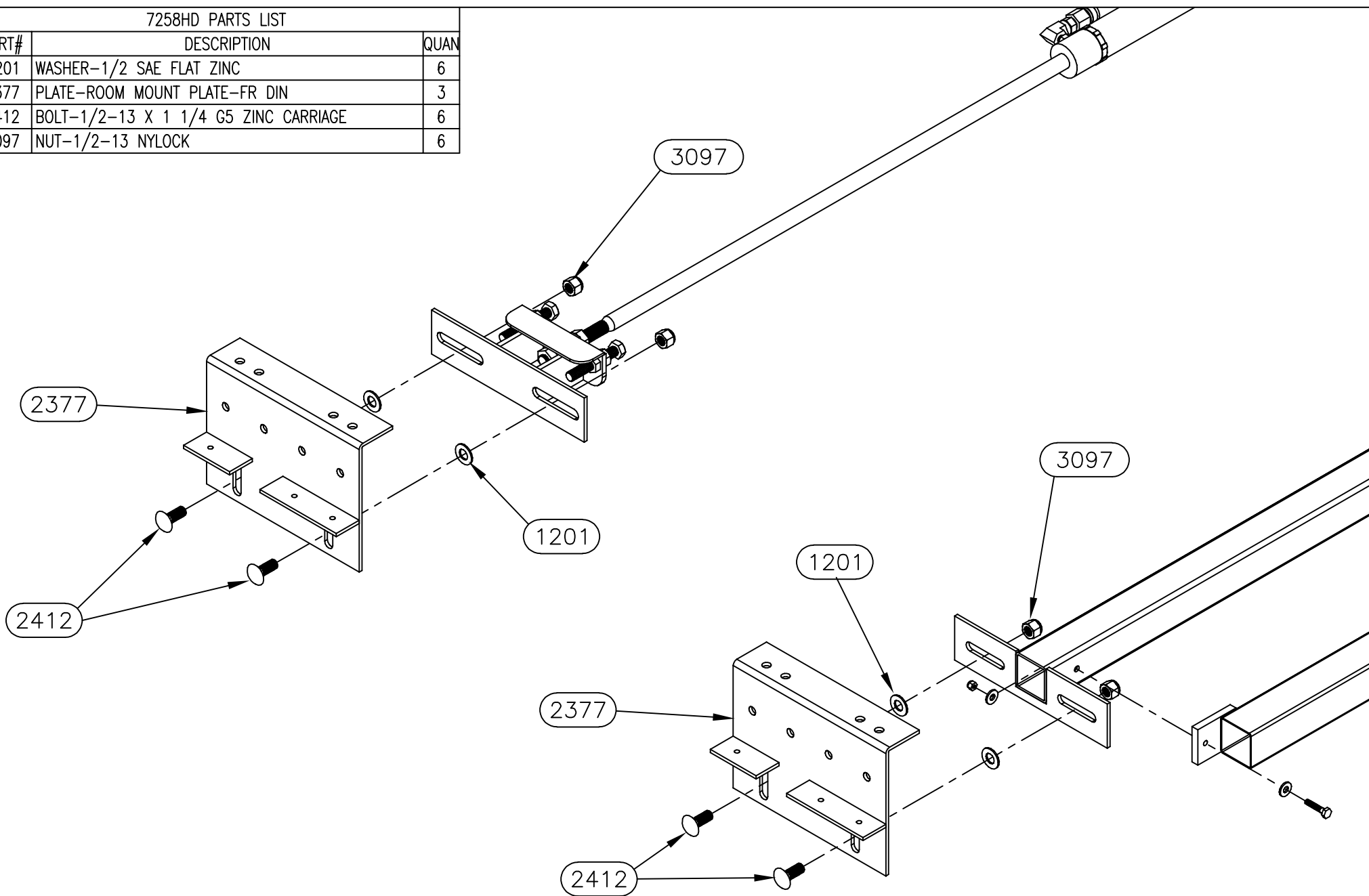
#	REVISIONS	BY:	DATE:

UNLESS OTHERWISE  
SPECIFIED:  
TOLERANCES:  
.XXX ± 0.010  
.XX ± 0.010  
.X ± 0.030  
ANG. ± 1/2"  
REMOVE ALL BURRS AND  
SHARP EDGES .015 MAX

TITLE			USED ON:	
MAIN SLIDE ASSEMBLY			FOREST RIVER DIESEL	
SIZE	SCALE	MATERIAL		
A	1: 1			
DRW BY:	DATE:	PART NAME:		
SJ	1/15/20	MAIN SLIDE-84" X 32"-FR-2021		
APP'D BY:	DATE:	PAGE:	DWG NO.:	REV:
		2 OF 4	P7293A	

# 7258HD PARTS LIST

PART#	DESCRIPTION	QUAN
1201	WASHER-1/2 SAE FLAT ZINC	6
2377	PLATE-ROOM MOUNT PLATE-FR DIN	3
2412	BOLT-1/2-13 X 1 1/4 G5 ZINC CARRIAGE	6
3097	NUT-1/2-13 NYLOCK	6



*Equalizer*

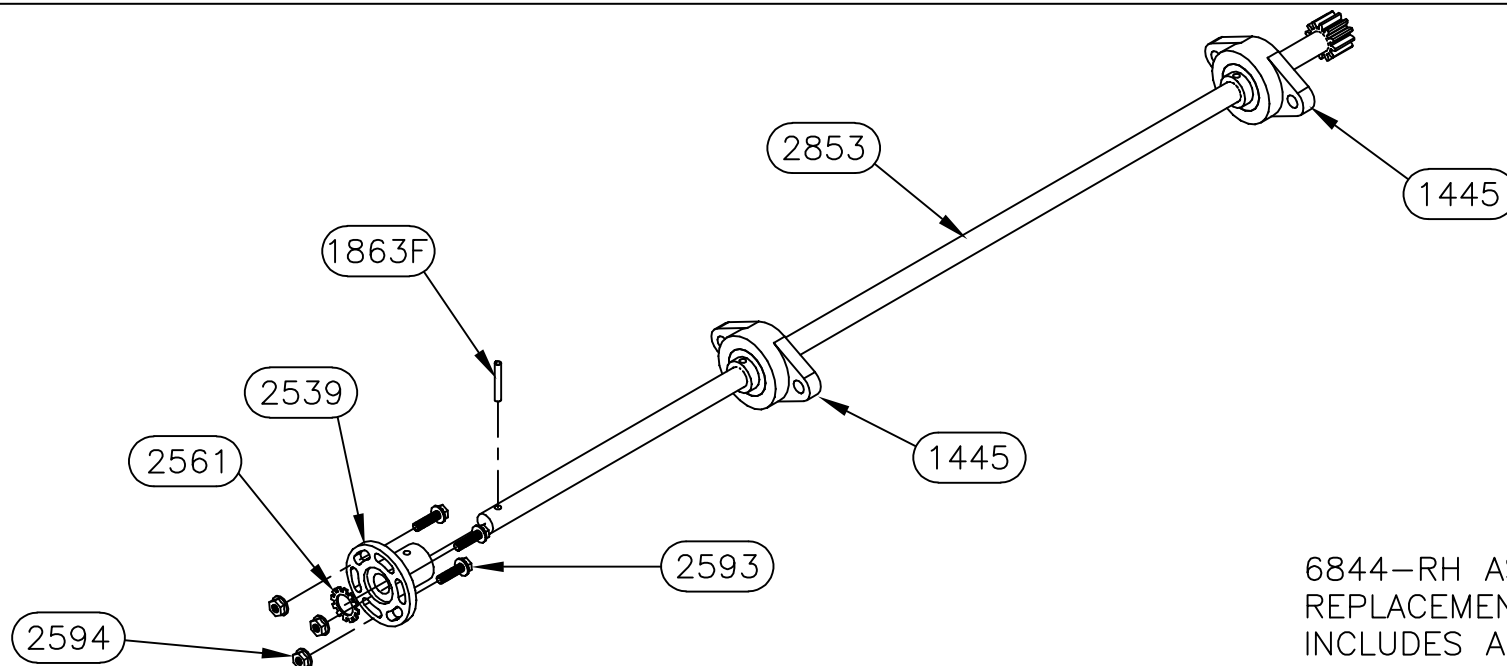
55169 COUNTY ROAD 3  
ELKHART, IN 46515

NOTICE - This drawing, including principles of design, is the property of Days Corporation, Elkhart, Indiana, with the agreement that it is not to be reproduced, copied, or loaned in any manner that may constitute a detriment directly or indirectly to Days Corporation. Acceptance of this will be construed as an agreement of the above.

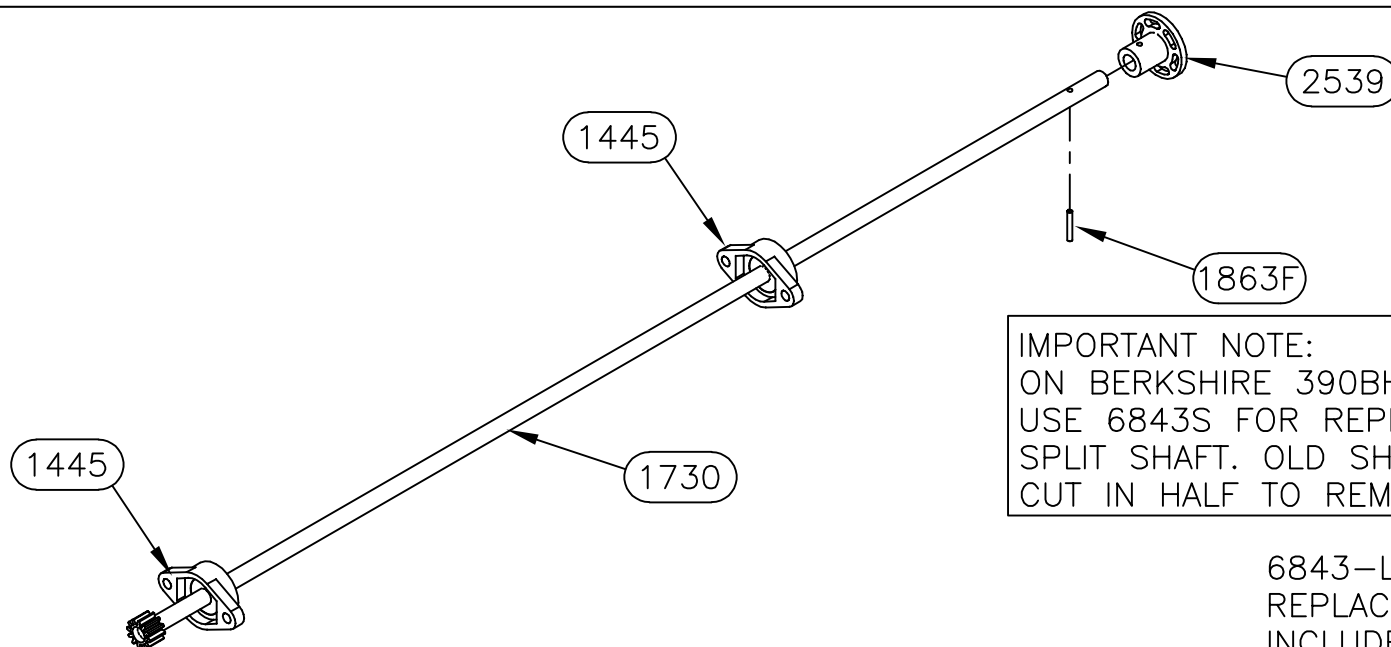
#	REVISIONS	BY:	DATE:

UNLESS OTHERWISE  
SPECIFIED:  
TOLERANCES:  
.XXX ± 0.010  
.XX ± 0.010  
.X ± 0.030  
ANG. ± 1/2"  
REMOVE ALL BURRS AND  
SHARP EDGES .015 MAX

TITLE MAIN SLIDE ASSEMBLY		USED ON: FOREST RIVER DIESEL	
SIZE A	SCALE 1: 1	MATERIAL	
DRW BY: SJ	DATE: 1/15/20	PART NAME: MAIN SLIDE-84" X 32"-FR-2021	
APP'D BY -	DATE: -	PAGE: 3 OF 4	DWG NO.: P7293A
REV:		-	



6844-RH ASSEMBLY (7293)  
REPLACEMENT SHAFT ASSEMBLY  
INCLUDES ALL PARTS SHOWN



IMPORTANT NOTE:  
ON BERKSHIRE 390BH IT IS NECESSARY TO  
USE 6843S FOR REPLACEMENT. THIS IS A  
SPLIT SHAFT. OLD SHAFT WILL HAVE TO BE  
CUT IN HALF TO REMOVE.

6843-LH ASSEMBLY (7293)  
REPLACEMENT SHAFT ASSEMBLY  
INCLUDES ALL PARTS SHOWN

*Equalizer*

55169 COUNTY ROAD 3  
ELKHART, IN 46515

NOTICE - This drawing, including principles of design, is the property of Days Corporation, Elkhart, Indiana, with the agreement that it is not to be reproduced, copied, or loaned in any manner that may constitute a detriment directly or indirectly to Days Corporation. Acceptance of this will be construed as an agreement of the above.

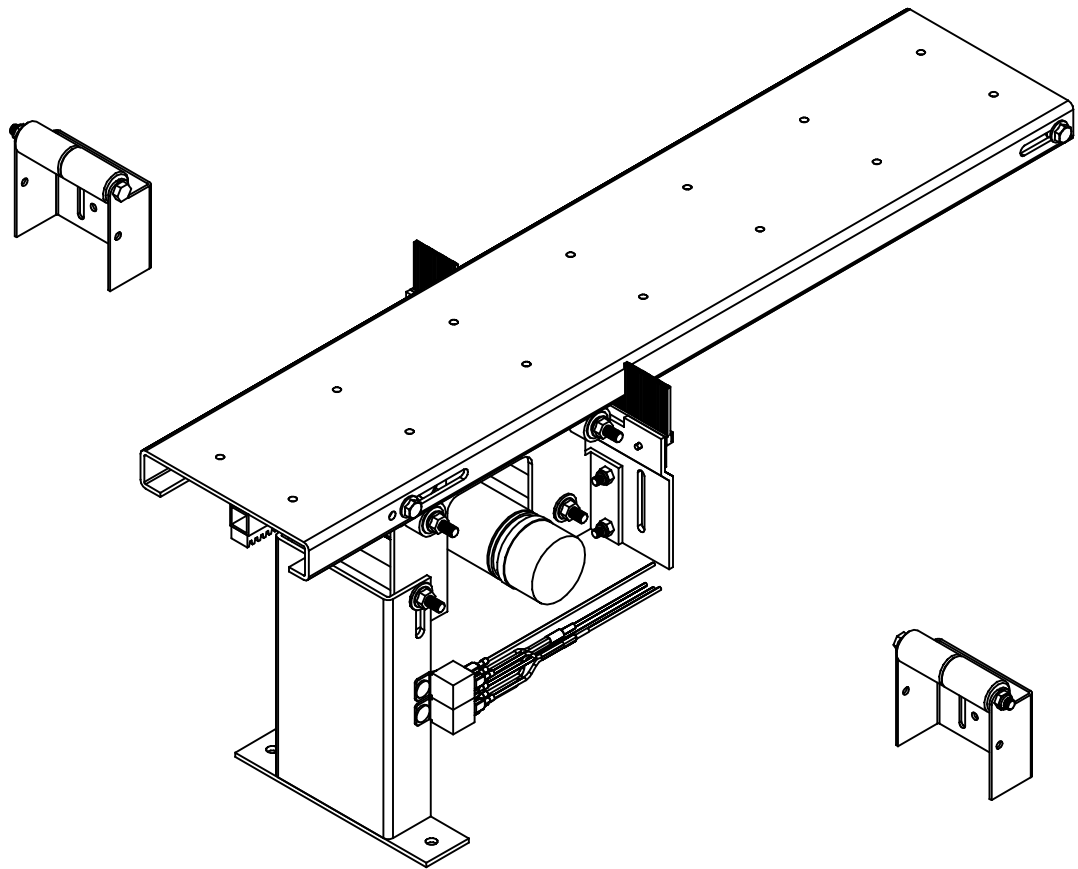
#	REVISIONS	BY:	DATE:

UNLESS OTHERWISE  
SPECIFIED:  
TOLERANCES:  
.XXX ± 0.010  
.XX ± 0.010  
.X ± 0.030  
ANG. ± 1/2"  
REMOVE ALL BURRS AND  
SHARP EDGES .015 MAX

TITLE MAIN SLIDE ASSEMBLY	USED ON: FOREST RIVER DIESEL
SIZE A	SCALE 1:1
DRW BY: SJ	DATE: 1/15/20
APP'D BY: —	DATE: —
PART NAME: MAIN SLIDE-84" X 32"-FR-2021	PAGE: 4 OF 4
DWG NO.: P7293A	REV: —

## 7343 PARTS LIST

PART#	DESCRIPTION	QUAN
1195F	RIVET-POP ALUMINUM	3
1278	NUT-3/8 FLANGE	8
1864F	WASHER-3/8 USS FLAT 2	16
1874E	NUT-5/16 NYLOCK	4
1938DD	WASHER-1/4 FLAT	4
2088	PLATE-BED SLIDE DRIVER SIDE PLATE	1
2089	PLATE-BED SLIDE SIDE PLATE	1
2090	PLATE-BED SLIDE FRONT PLATE	1
2092	SPACER-BED SLIDE SIDE PLATE	4
2094	ROLLER-1 1/4" YOKE STYLE ROLLER	4
2095	ROLLER-1" STUD STYLE ROLLER	4
2096	WEAR PAD-UHMW SIDE BLOCK	2
2097	MOTOR-26 RPM MOTOR/GEARBOX	1
2098	GEAR-12 PITCH 24 TOOTH SPUR GEAR	1
2099	PIN-1/4 X 1 3/4 SPRING PIN	1
2100	BOLT-3/8-16 X 6 1/2 GR 5 HHCS	1
2101	BOLT-3/8-16 X 8 1/2 GR 5 HHCS	2
2103	NUT-7/16-20 JAM	4
2104	WASHER-7/16 INTERNAL TOOTH	4
2105	SCREW-1/4-20 X 1 3/4 FHCS	4
2106	SCREW-5/16-18 X HHCS GR 5	4
2107	WASHER-5/16 FLAT	4
2108	WASHER-5/16 LOCK	4
2109	SCREW-5/16-18 X 1 FHCS	4
2112	ROLLER-ELEC ROOM SLIDE ROLLERS	2
2382	PLATE-BED SLIDE REAR MOUNT-FR	1
2383	PLATE-BED SLIDE 36" CARRIER PLATE	1
2410	NUT-1/4-20 K LOCK	4
2414	BRUSH-BED SLIDE	1
2511	BOLT-3/8-16 X 6 HHCS GR 5	1
2513	WASHER-5/16 EXTERNAL TOOTH LOCK	4
2627	BOLT-3/8-16 X 3/4 FLANGE	4
6628	HARNESS, ELECTRIC BED SLIDE RELAY PACK	1

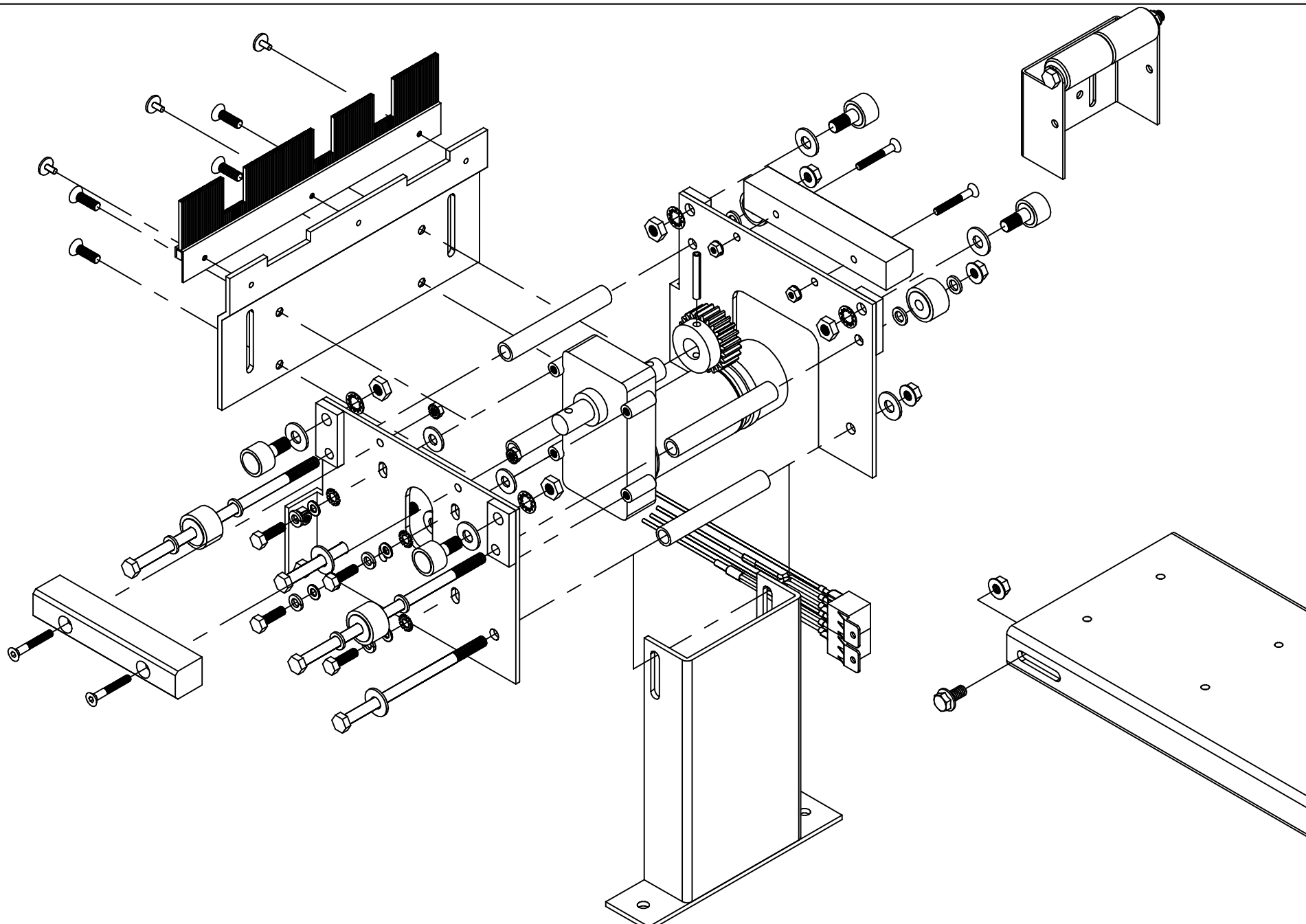


\*In late 2016 the relay pack was removed from this assembly as Forest River began supplying their own control.

**Warranty authorization must come directly from Equalizer Systems. (800) 846-9659.**

<b>Equalizer</b> 55169 COUNTY ROAD 3 ELKHART, IN 46515  NOTICE - This drawing, including principles of design, is the property of Days Corporation, Elkhart, Indiana, with the agreement that it is not to be reproduced, copied, or loaned in any manner that may constitute a detriment directly or indirectly to Days Corporation. Acceptance of this will be construed as an agreement of the above.	#	REVISIONS	BY:	DATE:	UNLESS OTHERWISE SPECIFIED:	TITLE	USED ON:
	A	ADDED PART NUMBERS TO VIEWS	SJ	7/25/11	TOLERANCES:	BED SLIDE ASSEMBLY	FOREST RIVER DIESEL
	B	UPDATED STOP BOLTS AND ROLLER WASHERS	SJ	1/18/16	.XXX ± 0.010	SIZE SCALE MATERIAL	
	C	Added note on relay pack.	SJ	2/23/18	.XX ± 0.010	A 1: 1	
	D	Removed gear rack and non-inv washers from list.	SJ	7/23/19	.X ± 0.030	DRW BY: DATE:	PART NAME:
					ANG. ± 1/2"	SJ 3/20/09	ELECTRIC BED SLIDE-FR
					REMOVE ALL BURRS AND SHARP EDGES .015 MAX	APP'D BY DATE:	PAGE: DWG NO.: REV:
						- -	1 OF 5 P7343 D





*Equalizer*

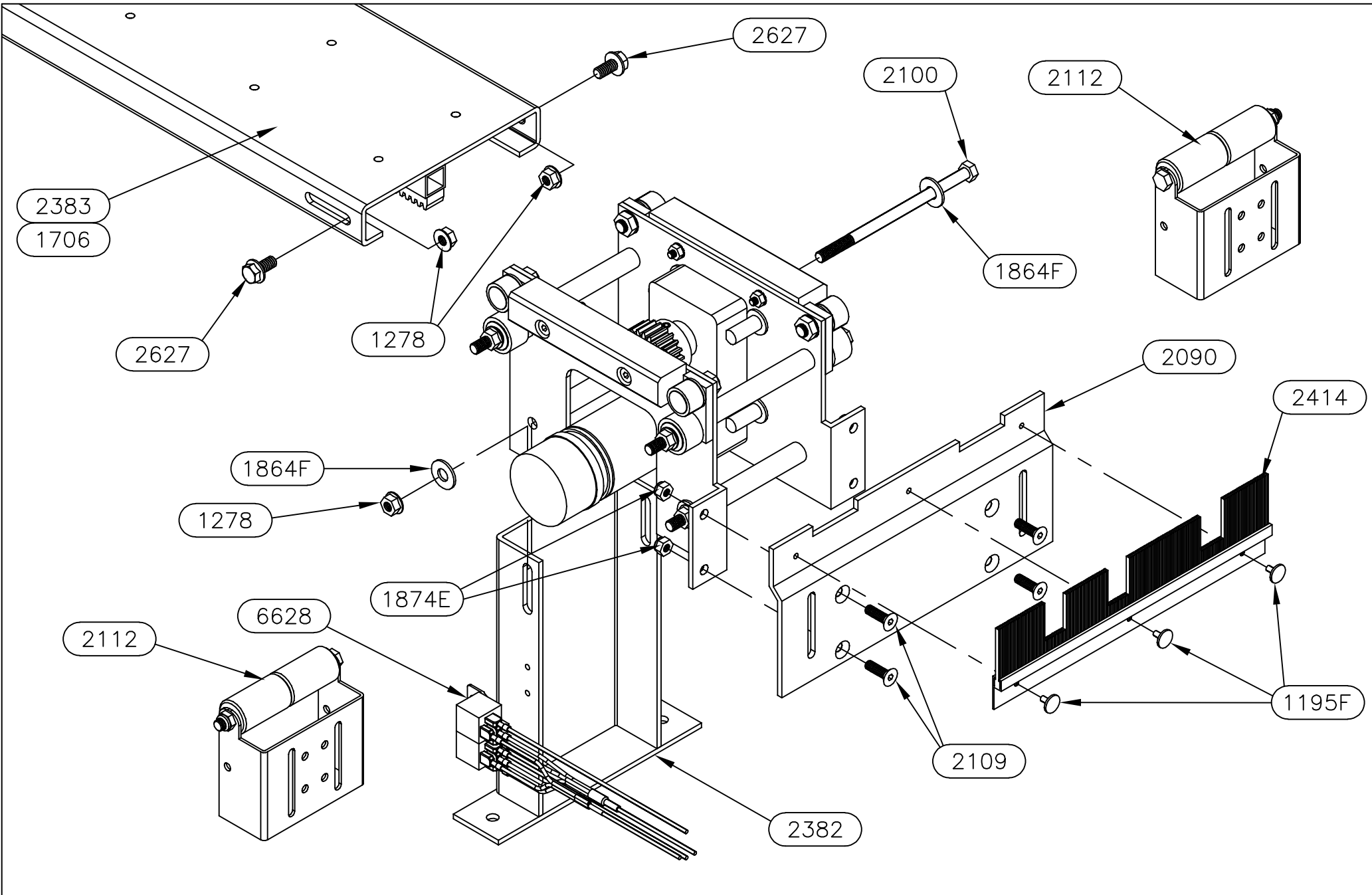
55169 COUNTY ROAD 3  
ELKHART, IN 46515

NOTICE - This drawing, including principles of design, is the property of Days Corporation, Elkhart, Indiana, with the agreement that it is not to be reproduced, copied, or loaned in any manner that may constitute a detriment directly or indirectly to Days Corporation. Acceptance of this will be construed as an agreement of the above.

#	REVISIONS	BY:	DATE:
A	ADDED PART NUMBERS TO VIEWS	SJ	7/25/11
B	UPDATED STOP BOLTS AND ROLLER WASHERS	SJ	1/18/16
C	Added note on relay pack.	SJ	2/23/18
D	Removed gear rack and non-inv washers from list.	SJ	7/23/19

UNLESS OTHERWISE  
SPECIFIED:  
TOLERANCES:  
.XXX ± 0.010  
.XX ± 0.010  
.X ± 0.030  
ANG. ± 1/2"  
REMOVE ALL BURRS AND  
SHARP EDGES .015 MAX

TITLE BED SLIDE ASSEMBLY		USED ON: FOREST RIVER DIESEL	
SIZE A	SCALE 1: 1	MATERIAL	
DRW BY: SJ	DATE: 3/20/09	PART NAME: ELECTRIC BED SLIDE-FR	
APP'D BY -	DATE: -	PAGE: 2 OF 5	DWG NO.: P7343
			REV: D



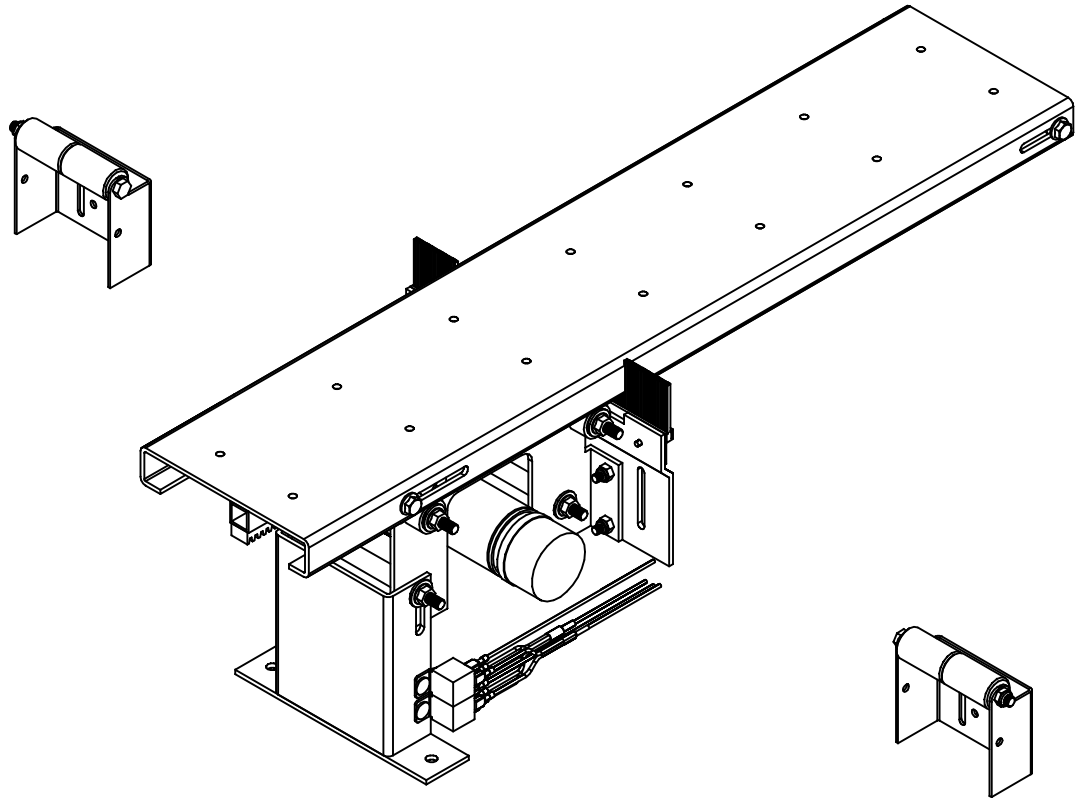
<i>Equalizer</i> 55169 COUNTY ROAD 3 ELKHART, IN 46515	#	REVISIONS	BY:	DATE:	UNLESS OTHERWISE SPECIFIED: TOLERANCES: .XXX ± 0.010 .XX ± 0.010 .X ± 0.030 ANG. ± 1/2" REMOVE ALL BURRS AND SHARP EDGES .015 MAX	TITLE		USED ON:		
	A	ADDED PART NUMBERS TO VIEWS	SJ	7/25/11		BED SLIDE ASSEMBLY		FOREST RIVER DIESEL		
	B	UPDATED STOP BOLTS AND ROLLER WASHERS	SJ	1/18/16		SIZE	SCALE	MATERIAL		
	C	Added note on relay pack.	SJ	2/23/18		A	1: 1			
						DRW BY:	DATE:	PART NAME:		
						SJ	3/20/09	ELECTRIC BED SLIDE-FR		
NOTICE - This drawing, including principles of design, is the property of Days Corporation, Elkhart, Indiana, with the agreement that it is not to be reproduced, copied, or loaned in any manner that may constitute a detriment directly or indirectly to Days Corporation. Acceptance of this will be construed as an agreement of the above.						APP'D BY	DATE:	PAGE:	DWG NO.:	REV:
						-	-	3 OF 5	P7343	C





# 7343B PARTS LIST

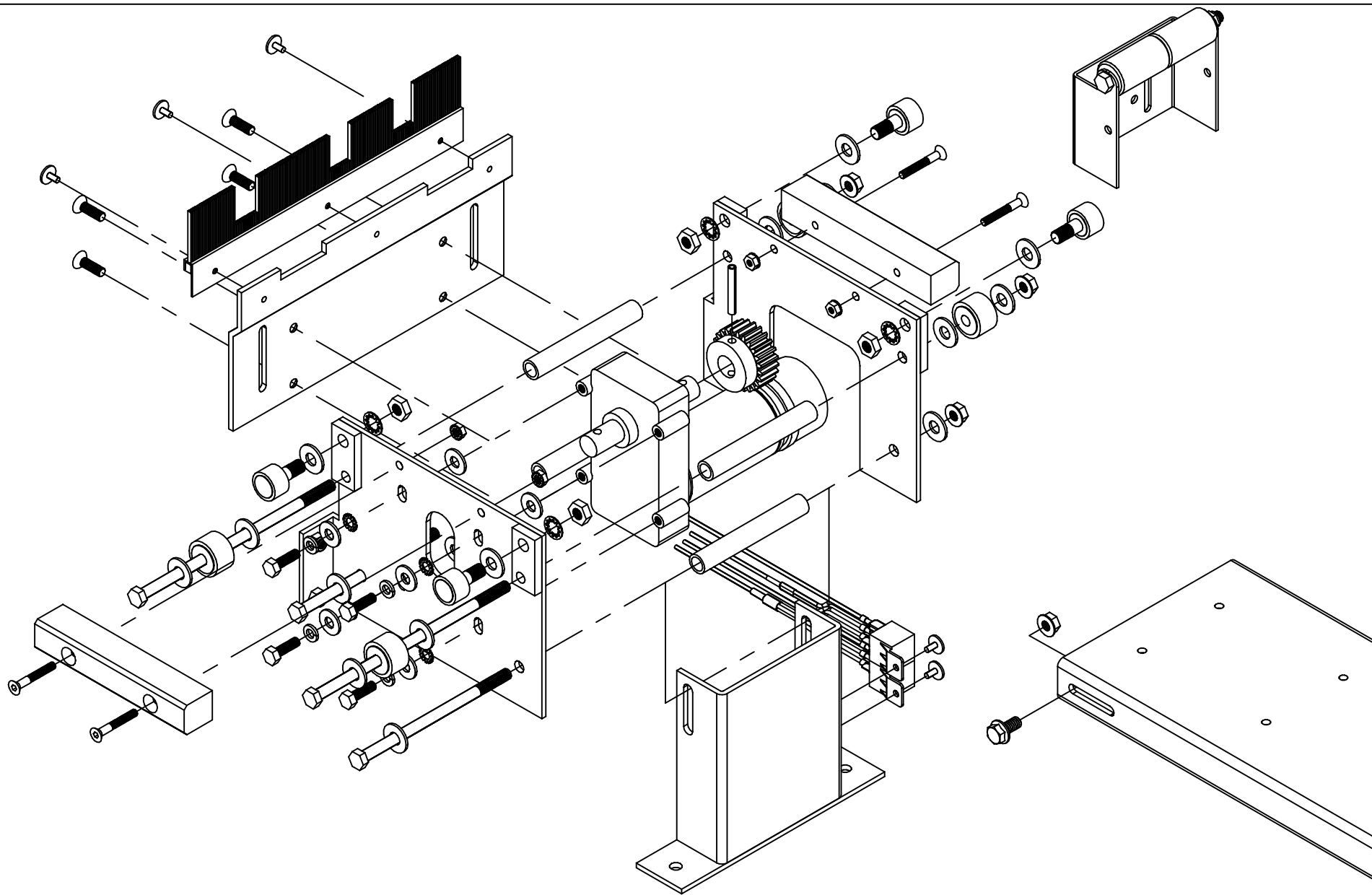
PART#	DESCRIPTION	QUAN
1195F	RIVET-POP ALUMINUM	3
1278	NUT-3/8 FLANGE	8
1864F	WASHER-3/8 USS FLAT 2	16
1874E	NUT-5/16 NYLOCK	4
1938DD	WASHER-1/4 FLAT	4
2088	PLATE-BED SLIDE DRIVER SIDE PLATE	1
2089	PLATE-BED SLIDE SIDE PLATE	1
2090	PLATE-BED SLIDE FRONT PLATE	1
2092	SPACER-BED SLIDE SIDE PLATE	4
2094	ROLLER-1 1/4" YOKE STYLE ROLLER	4
2095	ROLLER-1" STUD STYLE ROLLER	4
2096	WEAR PAD-UHMW SIDE BLOCK	2
2097	MOTOR-26 RPM MOTOR/GEARBOX	1
2098	GEAR-12 PITCH 24 TOOTH SPUR GEAR	1
2099	PIN-1/4 X 1 3/4 SPRING PIN	1
2100	BOLT-3/8-16 X 6 1/2 GR 5 HHCS	1
2101	BOLT-3/8-16 X 8 1/2 GR 5 HHCS	2
2103	NUT-7/16-20 JAM	4
2104	WASHER-7/16 INTERNAL TOOTH	4
2105	SCREW-1/4-20 X 1 3/4 FHCS	4
2106	SCREW-5/16-18 X HHCS GR 5	4
2107	WASHER-5/16 FLAT	4
2108	WASHER-5/16 LOCK	4
2109	SCREW-5/16-18 X 1 FHCS	4
2112	ROLLER-ELEC ROOM SLIDE ROLLERS	2
2382B	PLATE-BED SLIDE REAR MOUNT-FRB	1
2383	PLATE-BED SLIDE 36" CARRIER PLATE	1
2410	NUT-1/4-20 K LOCK	4
2414	BRUSH-BED SLIDE	1
2511	BOLT-3/8-16 X 6 HHCS GR 5	1
2513	WASHER-5/16 EXTERNAL TOOTH LOCK	4
2627	BOLT-3/8-16 X 3/4 FLANGE	4
6628	HARNESS, ELECTRIC BED SLIDE RELAY PACK	1



\*In late 2016 the relay pack was removed from this assembly as Forest River began supplying their own control.

**Warranty authorization must come directly from Equalizer Systems. (800) 846-9659.**

<b>Equalizer</b> 55169 COUNTY ROAD 3 ELKHART, IN 46515  NOTICE - This drawing, including principles of design, is the property of Days Corporation, Elkhart, Indiana, with the agreement that it is not to be reproduced, copied, or loaned in any manner that may constitute a detriment directly or indirectly to Days Corporation. Acceptance of this will be construed as an agreement of the above.	#	REVISIONS	BY:	DATE:	UNLESS OTHERWISE SPECIFIED:	TITLE	USED ON:
	A	ADDED PART NUMBERS TO VIEWS	SJ	7/25/11	TOLERANCES:	BED SLIDE ASSEMBLY	FOREST RIVER DIESEL
	B	GENERAL UPDATE	SJ	7/23/19	.XXX ± 0.010	SIZE SCALE MATERIAL	
					.XX ± 0.010	A 1: 1	
					.X ± 0.030	DRW BY: DATE:	PART NAME:
					ANG. ± 1/2"	SJ 3/20/09	ELECTRIC BED SLIDE-FRB
					REMOVE ALL BURRS AND SHARP EDGES .015 MAX	APP'D BY DATE:	PAGE: DWG NO.: REV:
						- -	1 OF 5 P7343B B



*Equalizer*

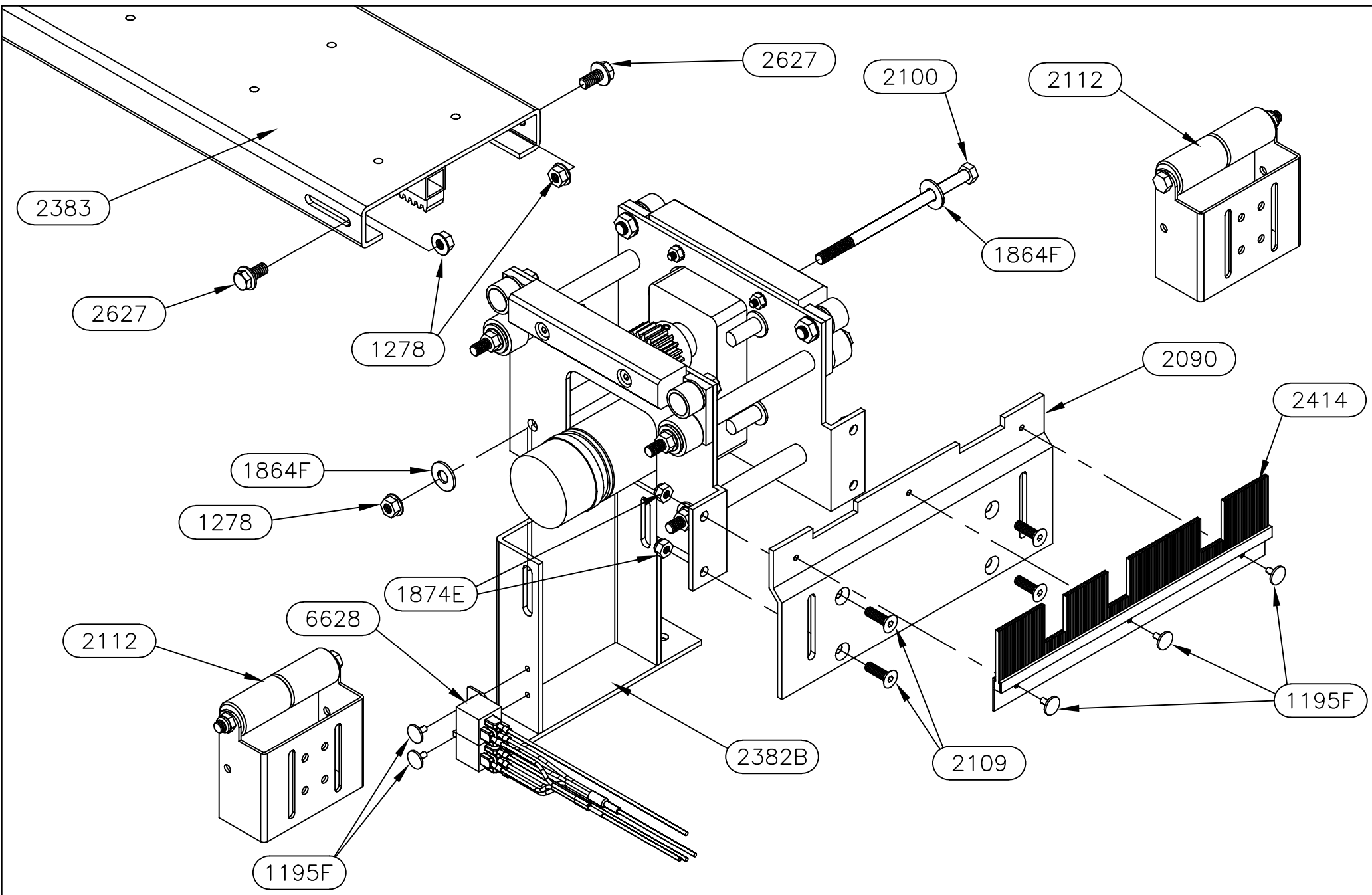
55169 COUNTY ROAD 3  
ELKHART, IN 46515

NOTICE - This drawing, including principles of design, is the property of Days Corporation, Elkhart, Indiana, with the agreement that it is not to be reproduced, copied, or loaned in any manner that may constitute a detriment directly or indirectly to Days Corporation. Acceptance of this will be construed as an agreement of the above.

#	REVISIONS	BY:	DATE:
A	ADDED PART NUMBERS TO VIEWS	SJ	7/25/11
B	GENERAL UPDATE	SJ	7/23/19

UNLESS OTHERWISE  
SPECIFIED:  
TOLERANCES:  
.XXX ± 0.010  
.XX ± 0.010  
.X ± 0.030  
ANG. ± 1/2"  
REMOVE ALL BURRS AND  
SHARP EDGES .015 MAX

TITLE			USED ON:		
BED SLIDE ASSEMBLY			FOREST RIVER DIESEL		
SIZE	SCALE	MATERIAL			
A	1: 1				
DRW BY:	DATE:	PART NAME:			
SJ	3/20/09	ELECTRIC BED SLIDE-FRB			
APP'D BY	DATE:	PAGE:	DWG NO.:	REV:	
—	—	2 OF 5	P7343B	B	



*Equalizer*

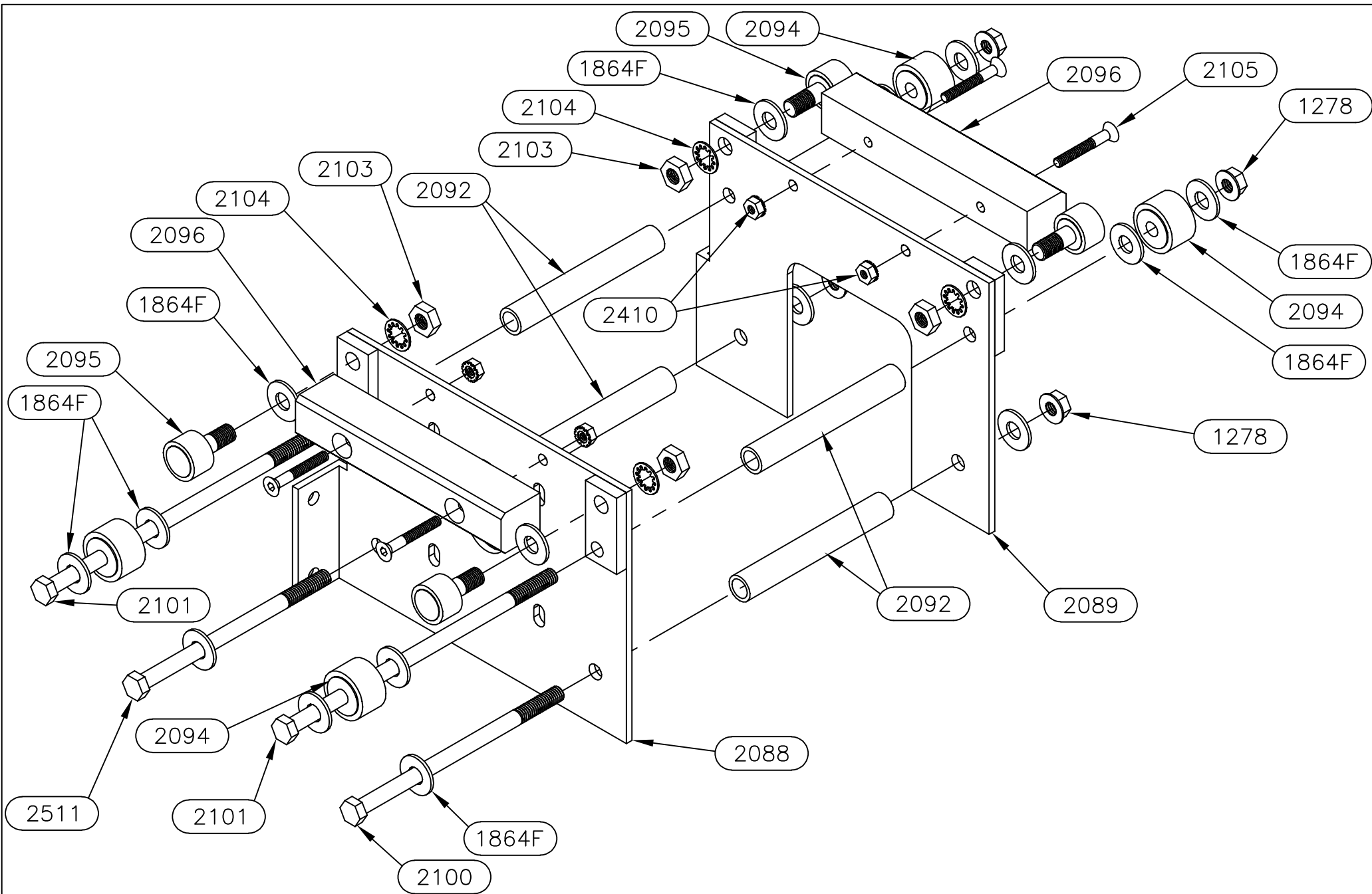
55169 COUNTY ROAD 3  
ELKHART, IN 46515

NOTICE - This drawing, including principles of design, is the property of Days Corporation, Elkhart, Indiana, with the agreement that it is not to be reproduced, copied, or loaned in any manner that may constitute a detriment directly or indirectly to Days Corporation. Acceptance of this will be construed as an agreement of the above.

#	REVISIONS	BY:	DATE:
A	ADDED PART NUMBERS TO VIEWS	SJ	7/25/11
B	GENERAL UPDATE	SJ	7/23/19

UNLESS OTHERWISE  
SPECIFIED:  
TOLERANCES:  
.XXX ± 0.010  
.XX ± 0.010  
.X ± 0.030  
ANG. ± 1/2"  
REMOVE ALL BURRS AND  
SHARP EDGES .015 MAX

TITLE		USED ON:	
BED SLIDE ASSEMBLY		FOREST RIVER DIESEL	
SIZE	SCALE	MATERIAL	
A	1:1		
DRW BY:	DATE:	PART NAME:	
SJ	3/20/09	ELECTRIC BED SLIDE-FRB	
APP'D BY	DATE:	PAGE:	DWG NO.:
		3 OF 5	P7343B
			REV: B



*Equalizer*

55169 COUNTY ROAD 3  
ELKHART, IN 46515

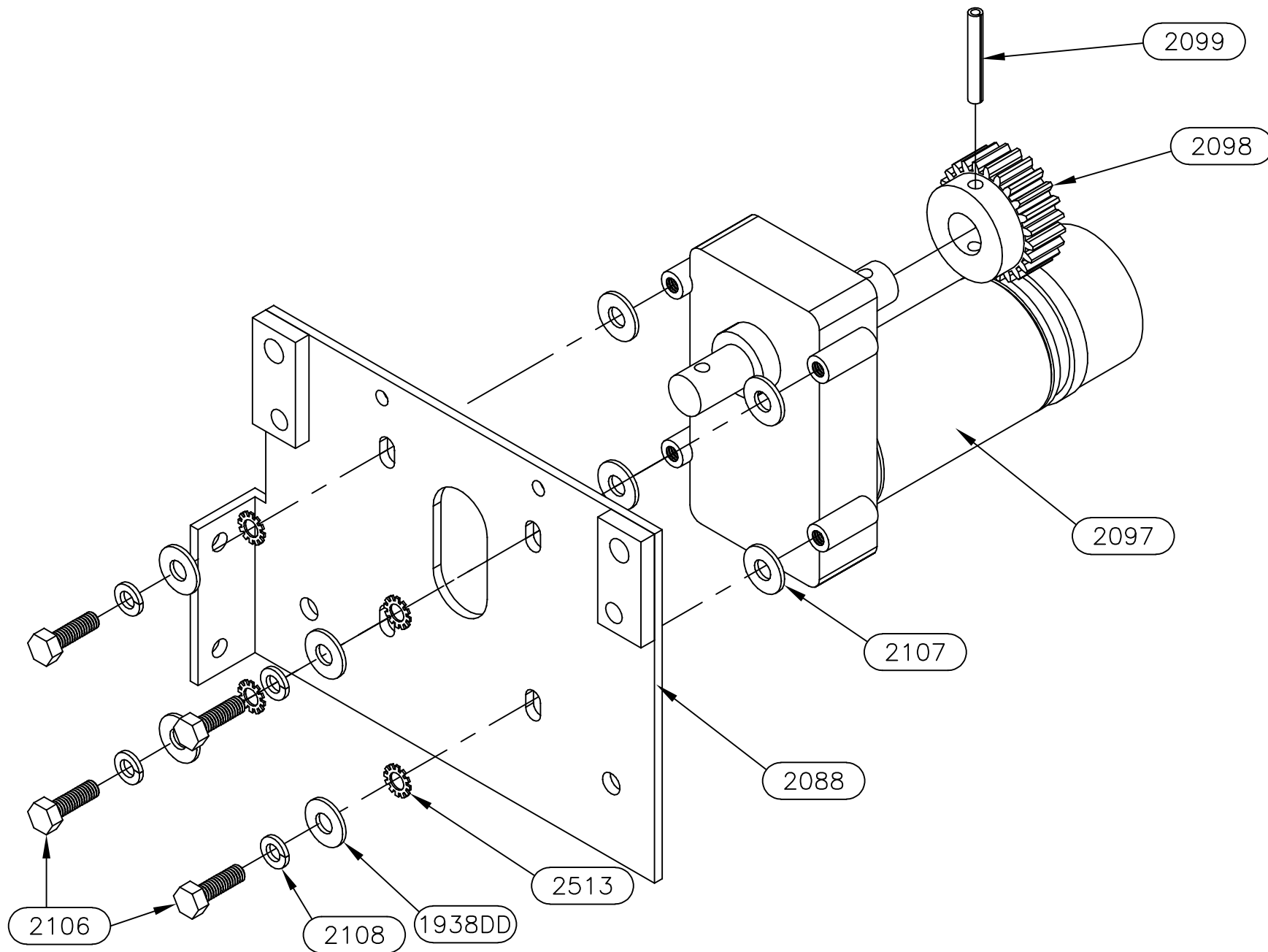
NOTICE - This drawing, including principles of design, is the property of Days Corporation, Elkhart, Indiana, with the agreement that it is not to be reproduced, copied, or loaned in any manner that may constitute a detriment directly or indirectly to Days Corporation. Acceptance of this will be construed as an agreement of the above.

#	REVISIONS	BY:	DATE:
A	ADDED PART NUMBERS TO VIEWS	SJ	7/25/11
B	GENERAL UPDATE	SJ	7/23/19

UNLESS OTHERWISE  
SPECIFIED:  
TOLERANCES:  
.XXX ± 0.010  
.XX ± 0.010  
.X ± 0.030  
ANG. ± 1/2"  
REMOVE ALL BURRS AND  
SHARP EDGES .015 MAX

TITLE			USED ON:		
BED SLIDE ASSEMBLY			FOREST RIVER DIESEL		
SIZE	SCALE	MATERIAL			
A	1: 1	_____			
DRW BY:	DATE:	PART NAME:			
SJ	3/20/09	ELECTRIC BED SLIDE-FRB			
APP'D BY	DATE:	PAGE:	DWG NO.:	REV:	
—	—	4 OF 5	P7343B	B	





*Equalizer*

55169 COUNTY ROAD 3  
ELKHART, IN 46515

NOTICE - This drawing, including principles of design, is the property of Days Corporation, Elkhart, Indiana, with the agreement that it is not to be reproduced, copied, or loaned in any manner that may constitute a detriment directly or indirectly to Days Corporation. Acceptance of this will be construed as an agreement of the above.

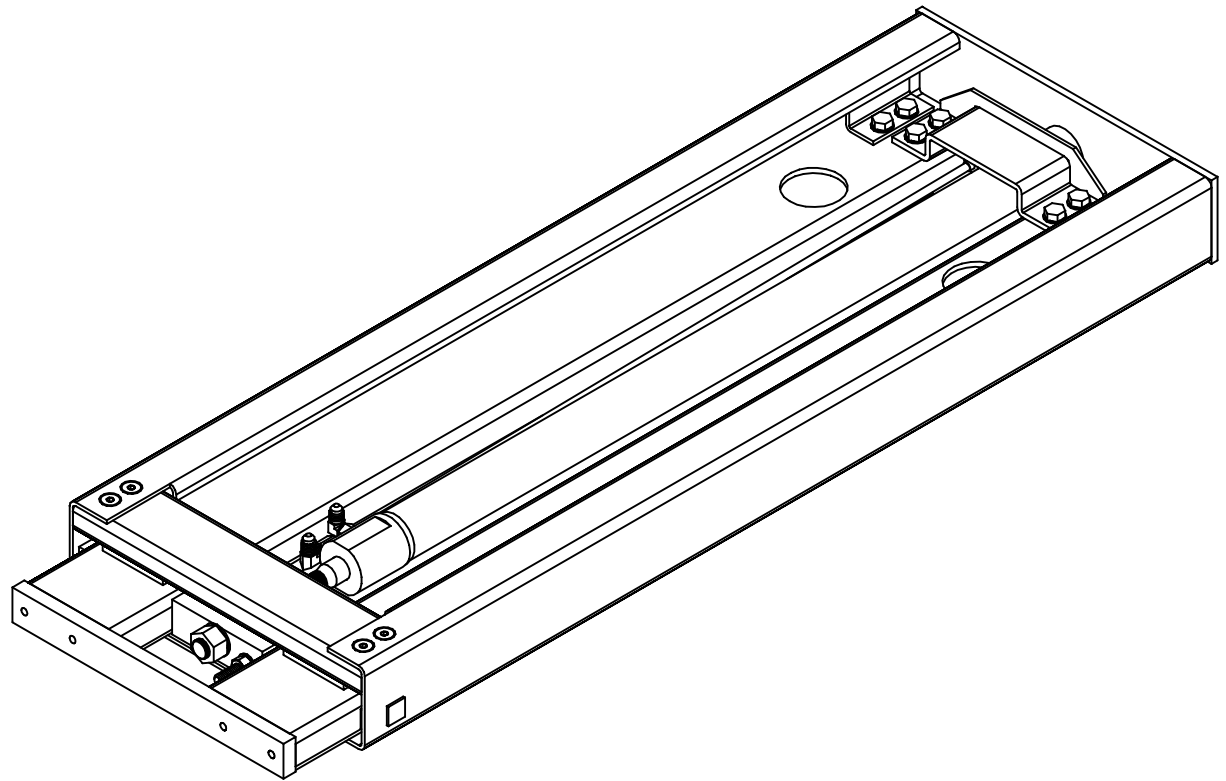
#	REVISIONS	BY:	DATE:
A	ADDED PART NUMBERS TO VIEWS	SJ	7/25/11
B	GENERAL UPDATE	SJ	7/23/19

UNLESS OTHERWISE  
SPECIFIED:  
TOLERANCES:  
.XXX ± 0.010  
.XX ± 0.010  
.X ± 0.030  
ANG. ± 1/2"  
REMOVE ALL BURRS AND  
SHARP EDGES .015 MAX

TITLE BED SLIDE ASSEMBLY		USED ON: FOREST RIVER DIESEL	
SIZE A	SCALE 1: 1	MATERIAL	
DRW BY: SJ	DATE: 3/20/09	PART NAME: ELECTRIC BED SLIDE-FRB	
APP'D BY -	DATE: -	PAGE: 5 OF 5	DWG NO.: P7343B REV: B

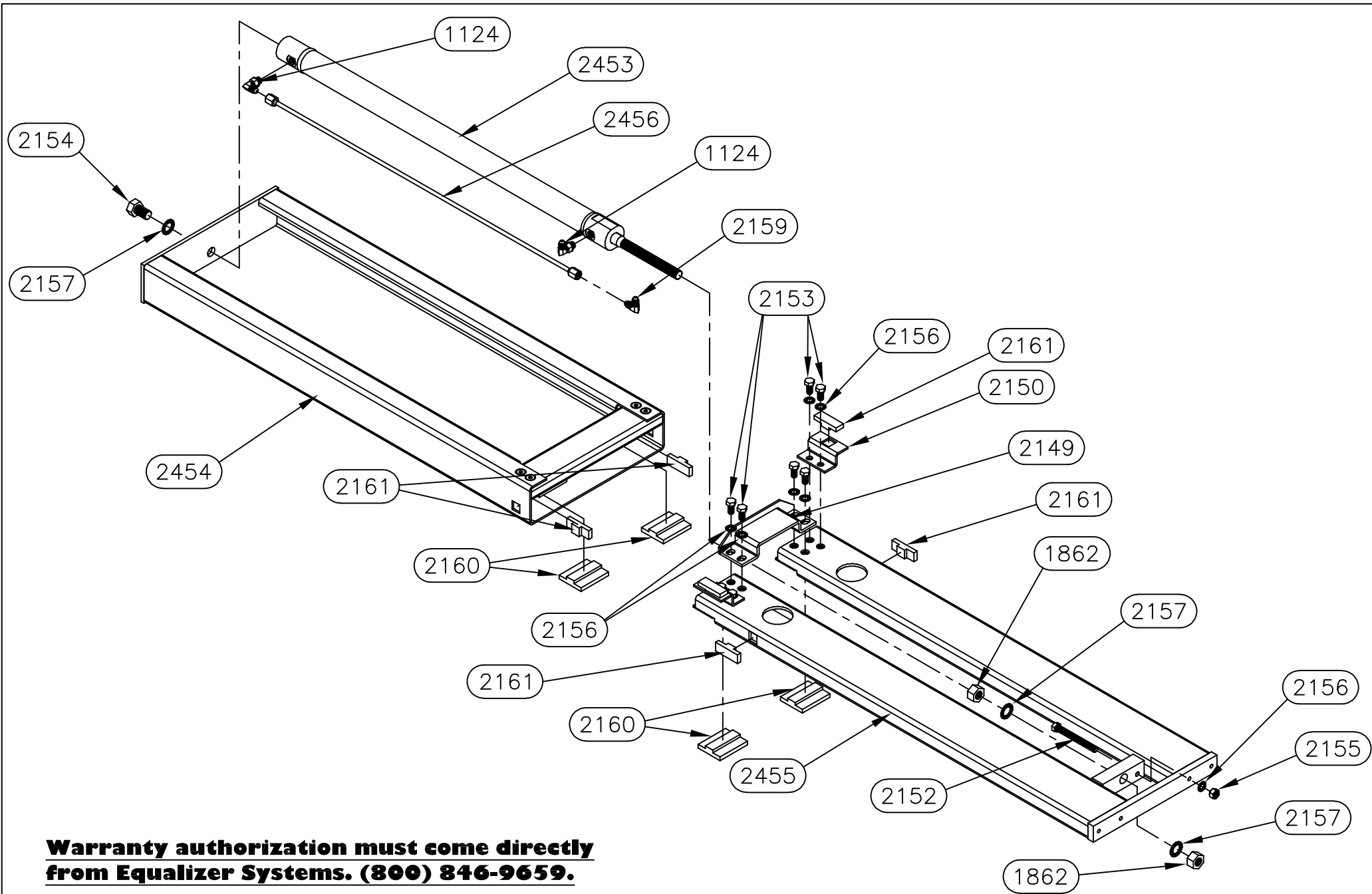
[illegible]

VIEW SHOWN  
IS BOTTOM



**Warranty authorization must come directly from Equalizer Systems. (800) 846-9659.**

<div>Equalizer</div> <div>55169 COUNTY ROAD 3 ELKHART, IN 46515</div>	#	REVISIONS	BY:	DATE:	UNLESS OTHERWISE SPECIFIED:	TITLE		USED ON:		
					TOLERANCES:	MAIN SLIDE ASSEMBLY		ABOVE FLOOR SLIDES		
					.XXX ± 0.010	SIZE	SCALE	MATERIAL		
					.XX ± 0.010	A	1: 1			
					.X ± 0.030					
NOTICE - This drawing, including principles of design, is the property of Days Corporation, Elkhart, Indiana, with the agreement that it is not to be reproduced, copied, or loaned in any manner that may constitute a detriment directly or indirectly to Days Corporation. Acceptance of this will be construed as an agreement of the above.					ANG. ± 1/2'	DRW BY:	DATE:	PART NAME:		
					REMOVE ALL BURRS AND SHARP EDGES .015 MAX	SJ	6/5/17	SLIDE ASSBLY 24" FW		
							APP'D BY	DATE:	PAGE:	DWG NO.:
						-	-	1 OF 2	P7369	-



**Warranty authorization must come directly from Equalizer Systems. (800) 846-9659.**

*Equalizer*

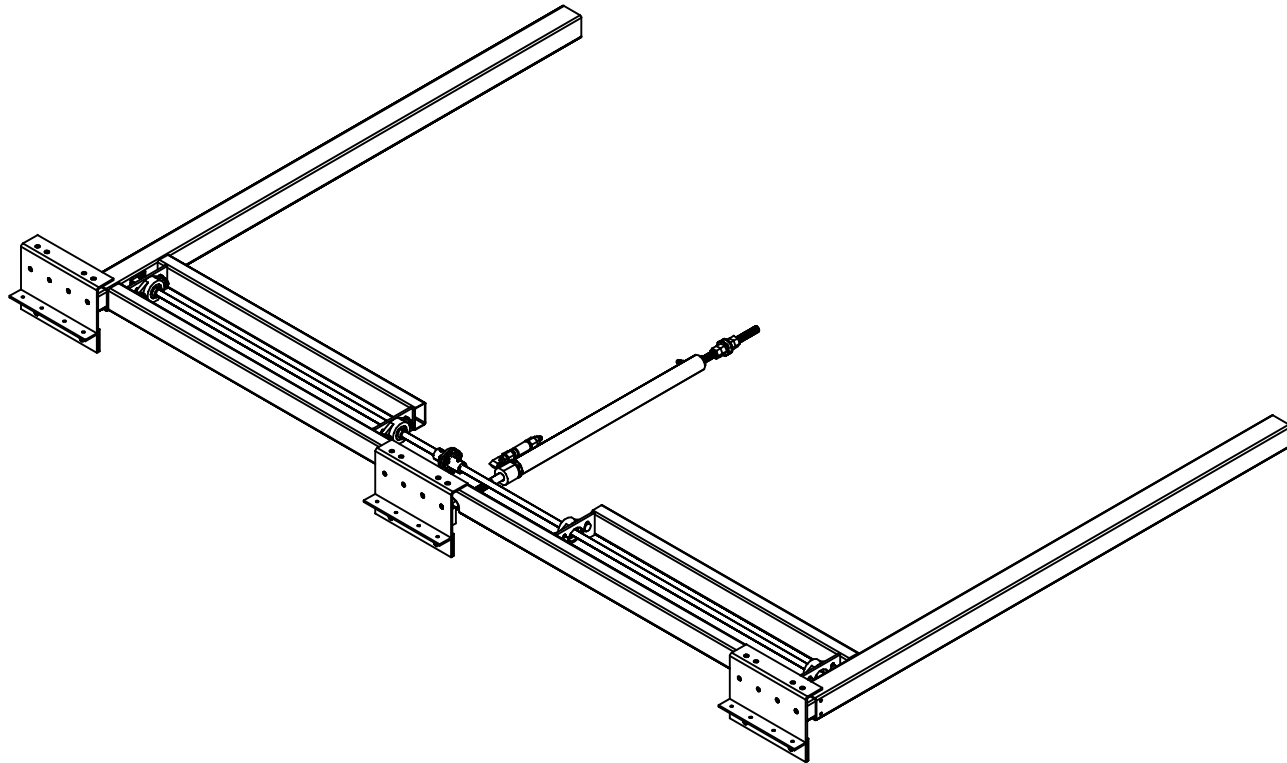
55169 COUNTY ROAD 3  
ELKHART, IN 46515

NOTICE - This drawing, including principles of design, is the property of Days Corporation, Elkhart, Indiana, with the agreement that it is not to be reproduced, copied, or loaned in any manner that may constitute a detriment directly or indirectly to Days Corporation. Acceptance of this will be construed as an agreement of the above.

#	REVISIONS	BY:	DATE:

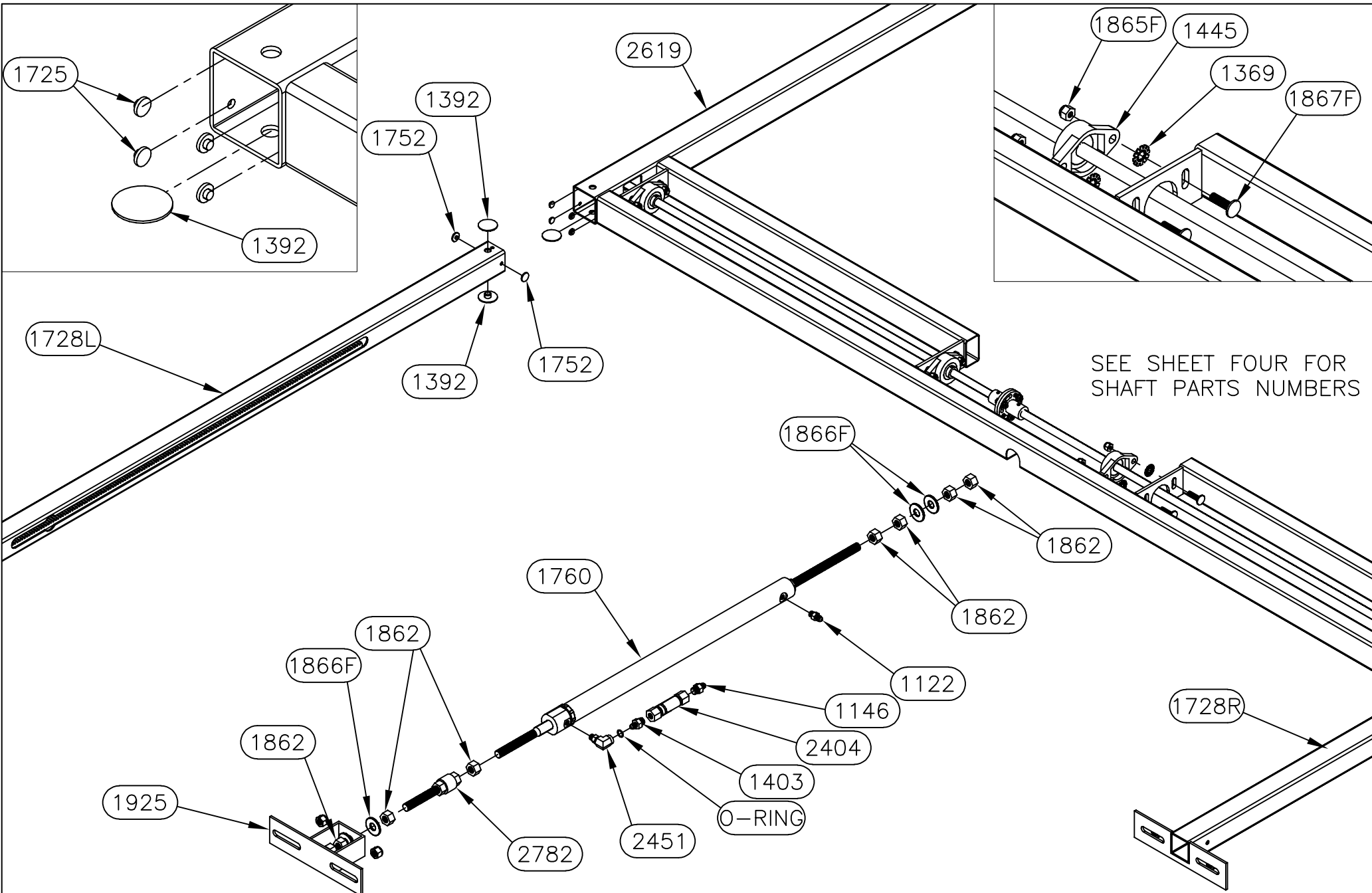
UNLESS OTHERWISE SPECIFIED:  
TOLERANCES:  
.XXX ± 0.010  
.XX ± 0.010  
.X ± 0.030  
ANG. ± 1/2"  
REMOVE ALL BURRS AND SHARP EDGES .015 MAX

TITLE MAIN SLIDE ASSEMBLY		USED ON: ABOVE FLOOR SLIDES	
SIZE A	SCALE 1: 1	MATERIAL	
DRW BY: SJ	DATE: 6/5/17	PART NAME: SLIDE ASSBLY 24" FW	
APP'D BY -	DATE: -	PAGE: 2 OF 2	DWG NO.: P7369
			REV: -

[illegible]

**Warranty authorization must come directly from Equalizer Systems. (800) 846-9659.**

<i>Equalizer</i>	55169 COUNTY ROAD 3 ELKHART, IN 46515	#	REVISIONS	BY:	DATE:	UNLESS OTHERWISE SPECIFIED: TOLERANCES: .XXX ± 0.010 .XX ± 0.010 .X ± 0.030 ANG. ± 1/2"  REMOVE ALL BURRS AND SHARP EDGES .015 MAX	TITLE		USED ON:			
		A	Updated shaft and tube numbers	SJ	7/23/19		MAIN SLIDE ASSEMBLY		FOREST RIVER DIESEL			
							SIZE	SCALE	MATERIAL			
							A	1: 1				
							DRW BY:	DATE:	PART NAME:			
NOTICE - This drawing, including principles of design, is the property of Days Corporation, Elkhart, Indiana, with the agreement that it is not to be reproduced, copied, or loaned in any manner that may constitute a detriment directly or indirectly to Days Corporation. Acceptance of this will be construed as an agreement of the above.						SJ	3/17/09	MAIN SLIDE-96" X 20" FR				
								APP'D BY	DATE:	PAGE:	DWG NO.:	REV:
							-			1 OF 4	P 2455	A



*Equalizer*

55169 COUNTY ROAD 3  
ELKHART, IN 46515

#	REVISIONS	BY:	DATE:
A	Updated shaft and tube numbers	SJ	7/23/19

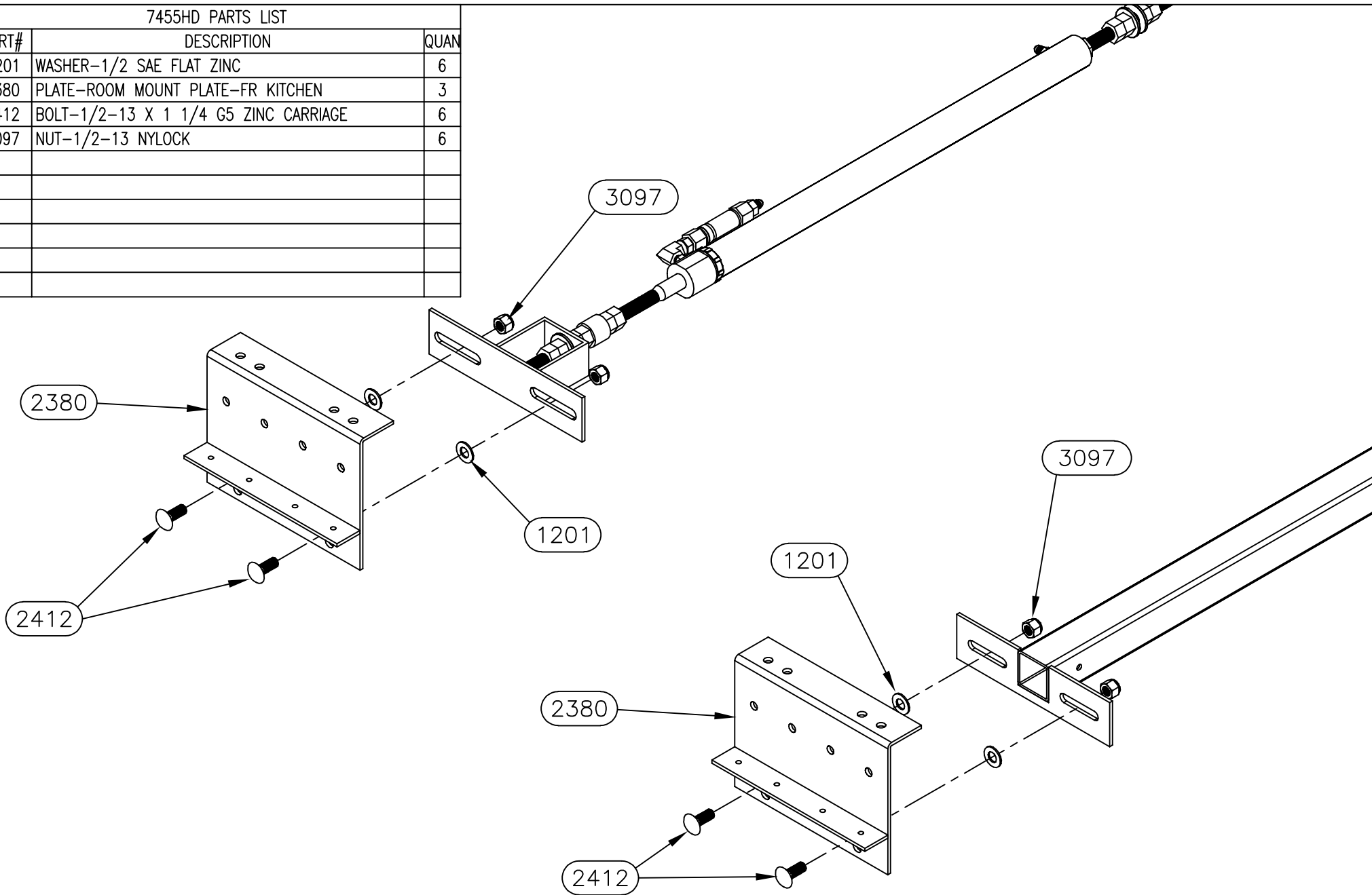
NOTICE - This drawing, including principles of design, is the property of Days Corporation, Elkhart, Indiana, with the agreement that it is not to be reproduced, copied, or loaned in any manner that may constitute a detriment directly or indirectly to Days Corporation. Acceptance of this will be construed as an agreement of the above.

UNLESS OTHERWISE  
SPECIFIED:  
TOLERANCES:  
.XXX ± 0.010  
.XX ± 0.010  
.X ± 0.030  
ANG. ± 1/2"  
REMOVE ALL BURRS AND  
SHARP EDGES .015 MAX

TITLE	USED ON:
MAIN SLIDE ASSEMBLY	FOREST RIVER DIESEL
SIZE SCALE MATERIAL	
A 1: 1	
DRW BY: DATE:	PART NAME:
SJ 3/17/09	MAIN SLIDE-96" X 20" FR
APP'D BY DATE:	PAGE: DWG NO.: REV:
- -	2 OF 4 P7455 A

# 7455HD PARTS LIST

PART#	DESCRIPTION	QUAN
1201	WASHER-1/2 SAE FLAT ZINC	6
2380	PLATE-ROOM MOUNT PLATE-FR KITCHEN	3
2412	BOLT-1/2-13 X 1 1/4 G5 ZINC CARRIAGE	6
3097	NUT-1/2-13 NYLOCK	6



*Equalizer*

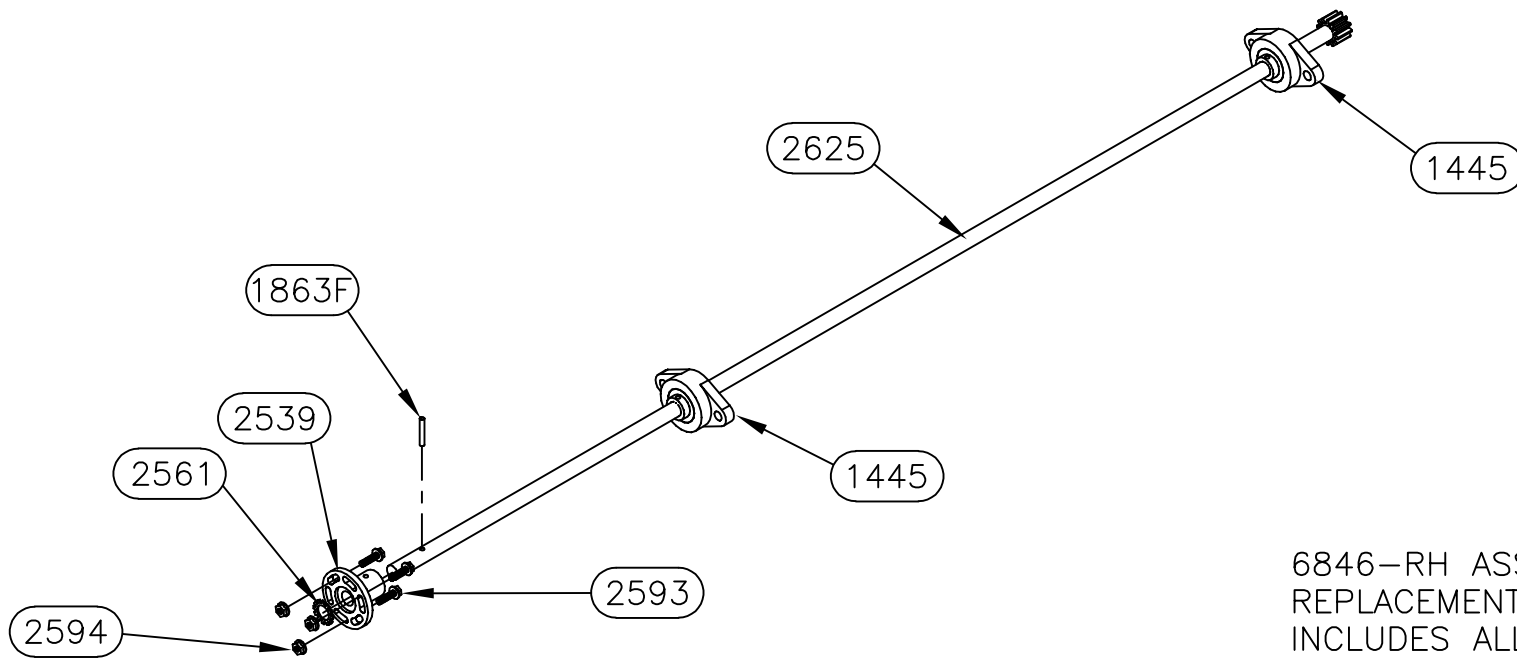
55169 COUNTY ROAD 3  
ELKHART, IN 46515

#	REVISIONS	BY:	DATE:
A	Updated shaft and tube numbers	SJ	7/23/19

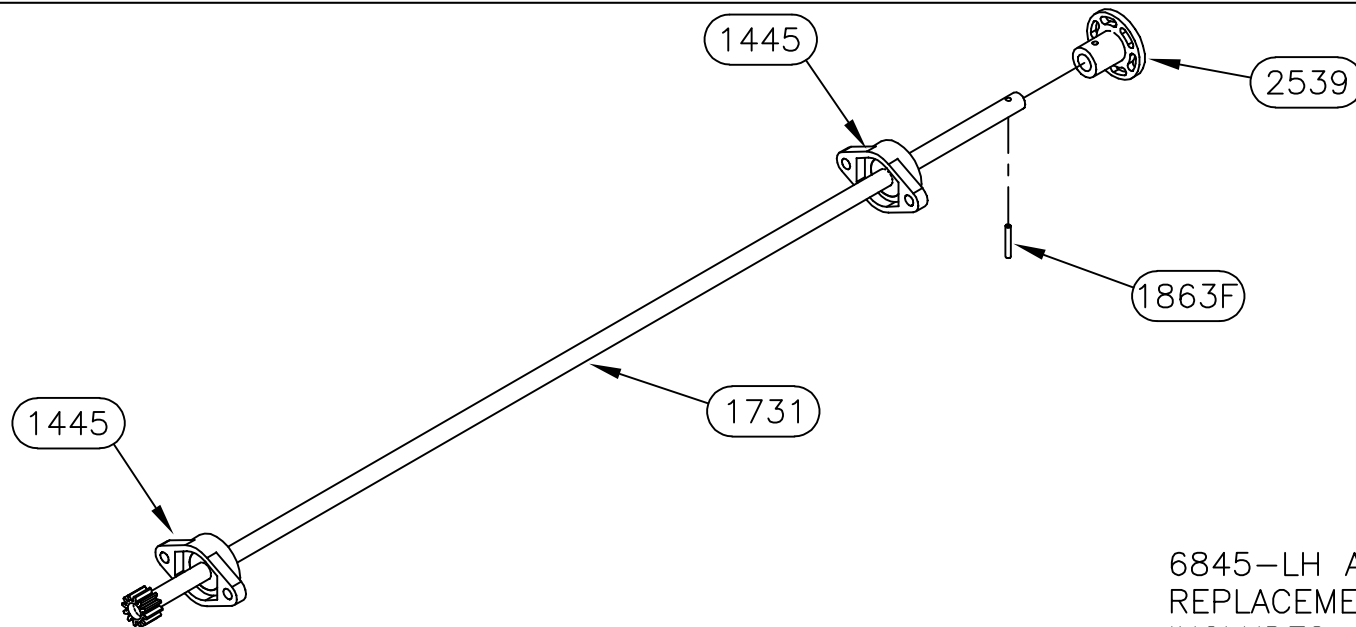
UNLESS OTHERWISE  
SPECIFIED:  
TOLERANCES:  
.XXX ± 0.010  
.XX ± 0.010  
.X ± 0.030  
ANG. ± 1/2"  
REMOVE ALL BURRS AND  
SHARP EDGES .015 MAX

TITLE MAIN SLIDE ASSEMBLY		USED ON: FOREST RIVER DIESEL	
SIZE A	SCALE 1: 1	MATERIAL	
DRW BY: SJ	DATE: 3/17/09	PART NAME: MAIN SLIDE-96" X 20" FR	
APP'D BY -	DATE: -	PAGE: 3 OF 4	DWG NO.: P7455
			REV: A

NOTICE - This drawing, including principles of design, is the property of Days Corporation, Elkhart, Indiana, with the agreement that it is not to be reproduced, copied, or loaned in any manner that may constitute a detriment directly or indirectly to Days Corporation. Acceptance of this will be construed as an agreement of the above.



6846-RH ASSEMBLY (7455)  
REPLACEMENT SHAFT ASSEMBLY  
INCLUDES ALL PARTS SHOWN



6845-LH ASSEMBLY (7455)  
REPLACEMENT SHAFT ASSEMBLY  
INCLUDES ALL PARTS SHOWN

*Equalizer*

55169 COUNTY ROAD 3  
ELKHART, IN 46515

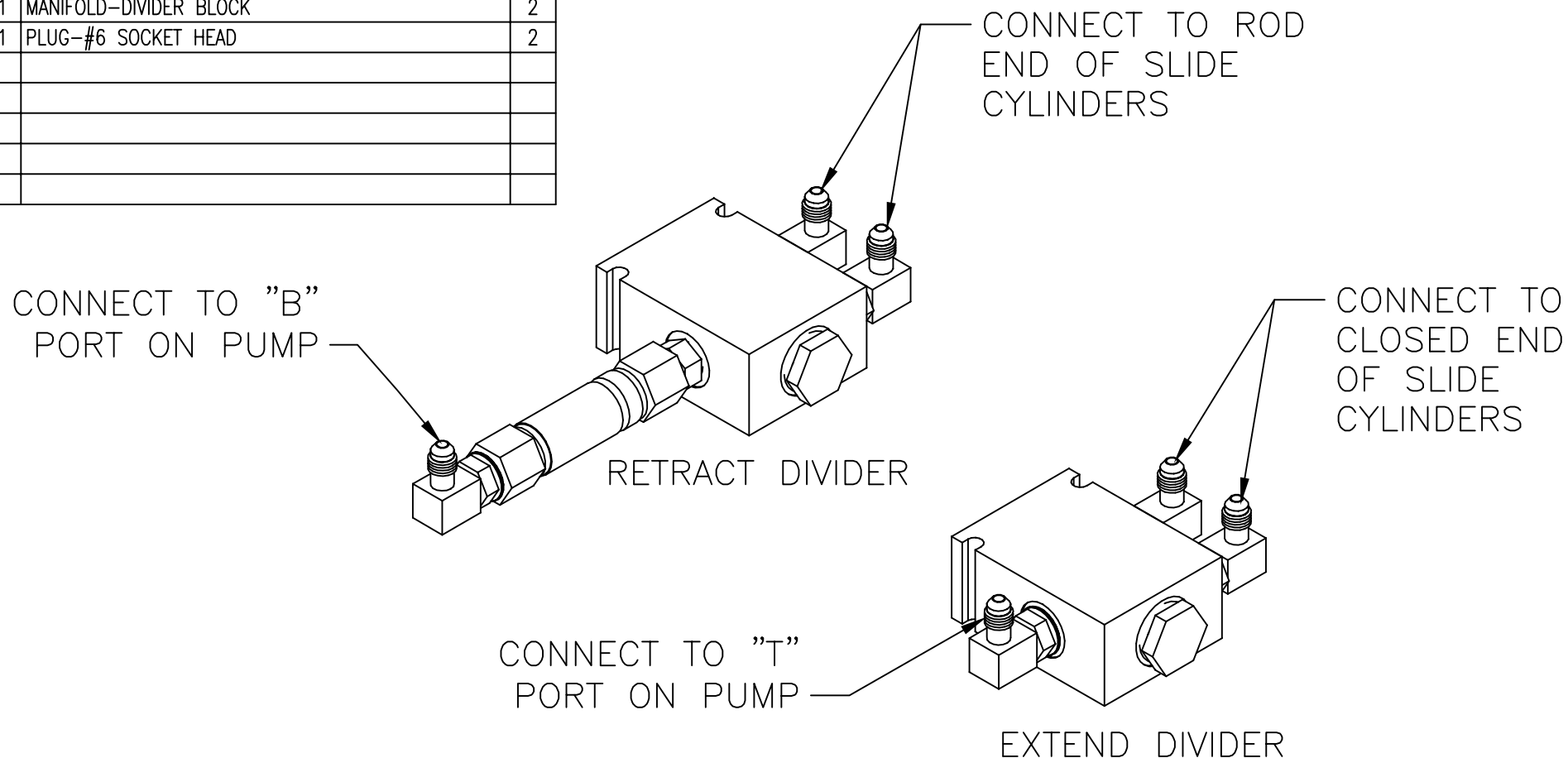
#	REVISIONS	BY:	DATE:
A	Updated shaft and tube numbers	SJ	7/23/19

NOTICE - This drawing, including principles of design, is the property of Days Corporation, Elkhart, Indiana, with the agreement that it is not to be reproduced, copied, or loaned in any manner that may constitute a detriment directly or indirectly to Days Corporation. Acceptance of this will be construed as an agreement of the above.

UNLESS OTHERWISE  
SPECIFIED:  
TOLERANCES:  
.XXX ± 0.010  
.XX ± 0.010  
.X ± 0.030  
ANG. ± 1/2"  
REMOVE ALL BURRS AND  
SHARP EDGES .015 MAX

TITLE			USED ON:		
MAIN SLIDE ASSEMBLY			FOREST RIVER DIESEL		
SIZE	SCALE	MATERIAL			
A	1: 1	_____			
DRW BY:	DATE:	PART NAME:			
SJ	3/17/09	MAIN SLIDE-96" X 20" FR			
APP'D BY	DATE:	PAGE:	DWG NO.:	REV:	
-	-	4 OF 4	P 7455	A	

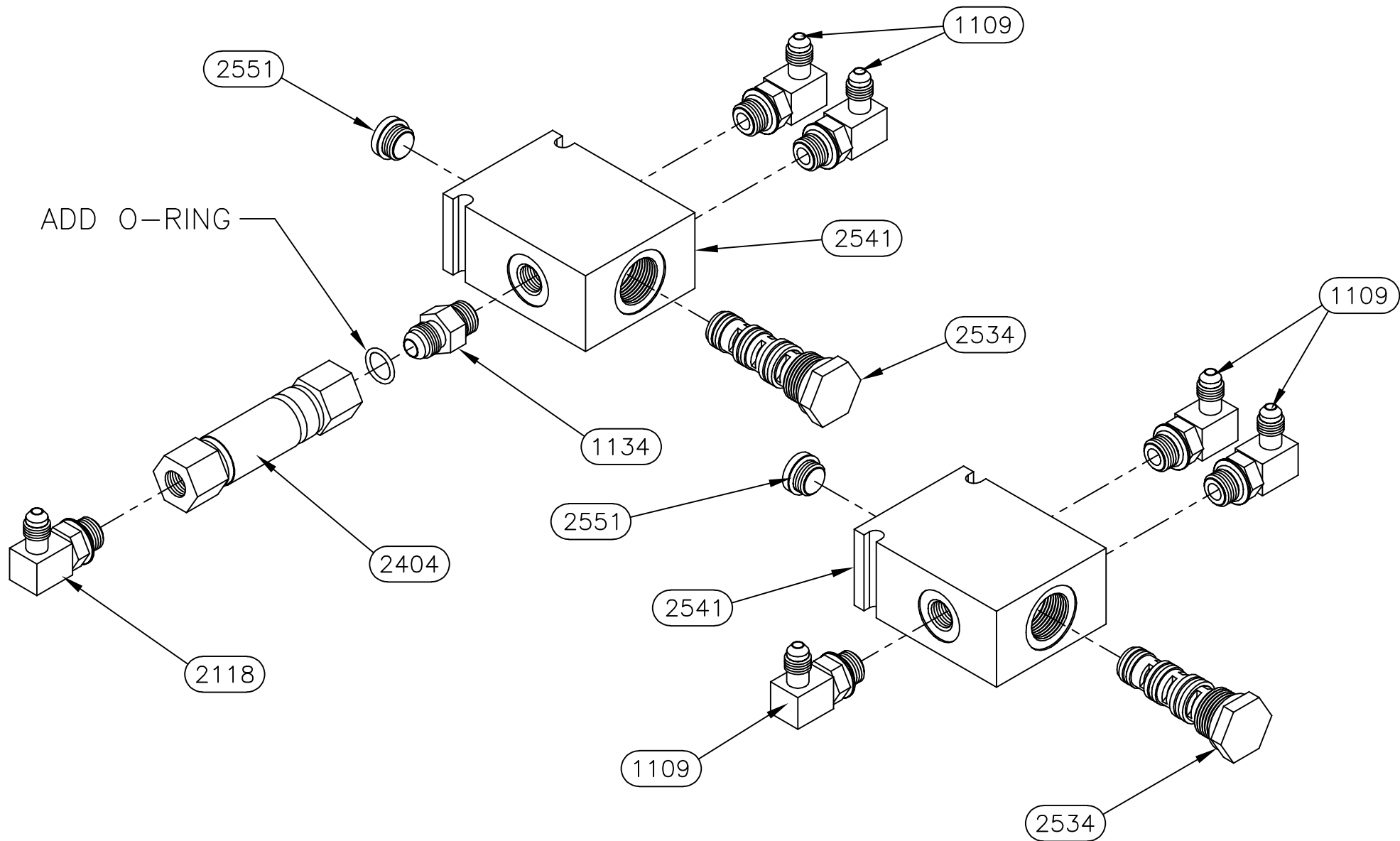
7495FR PARTS LIST		
PART#	DESCRIPTION	QUAN
1109	FITTING-#6 OR X #4 JIC MALE 90	5
1109	FITTING-#6 JIC MALE X #4 OR MALE	1
2118	FITTING-#6 OR X #4 JIC 90 RESTRICTOR	1
2404	VALVE-ANTI CREEP	1
2534	VALVE-DIVIDER CARTRIDGE	2
2541	MANIFOLD-DIVIDER BLOCK	2
2551	PLUG-#6 SOCKET HEAD	2



**Warranty authorization must come directly from Equalizer Systems. (800) 846-9659.**

<i>Equalizer</i> 55169 COUNTY ROAD 3 ELKHART, IN 46515	#	REVISIONS	BY:	DATE:	UNLESS OTHERWISE SPECIFIED: TOLERANCES: .XXX ± 0.010 .XX ± 0.010 .X ± 0.030 ANG. ± 1/2'  REMOVE ALL BURRS AND SHARP EDGES .015 MAX	TITLE DOUBLE DIVIDER ASSEMBLY		USED ON: FULL WALL—FRD	
						SIZE	SCALE	MATERIAL	
						A	1: 1		
						DRW BY:	DATE:	PART NAME:	
						SJ	7/20/18	DOUBLE DIVIDER KIT—FR	
NOTICE — This drawing, including principles of design, is the property of Days Corporation, Elkhart, Indiana, with the agreement that it is not to be reproduced, copied, or loaned in any manner that may constitute a detriment directly or indirectly to Days Corporation. Acceptance of this will be construed as an agreement of the above.					APP'D BY	DATE:	PAGE:	DWG NO.:	REV:
					—	—	1 OF 2	P7495FR	—





**Warranty authorization must come directly from Equalizer Systems. (800) 846-9659.**

*Equalizer*

55169 COUNTY ROAD 3  
ELKHART, IN 46515

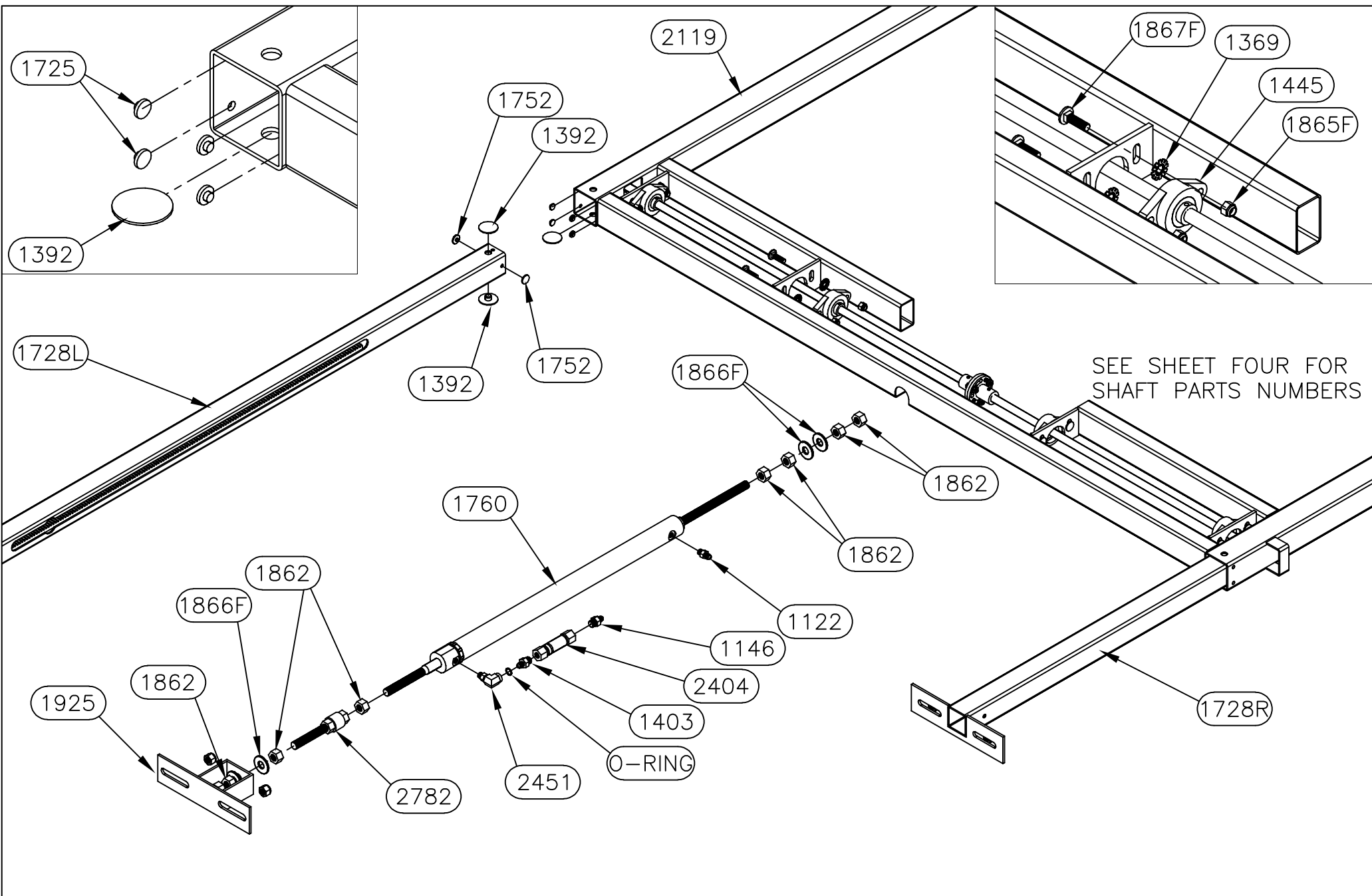
NOTICE - This drawing, including principles of design, is the property of Days Corporation, Elkhart, Indiana, with the agreement that it is not to be reproduced, copied, or loaned in any manner that may constitute a detriment directly or indirectly to Days Corporation. Acceptance of this will be construed as an agreement of the above.

#	REVISIONS	BY:	DATE:

UNLESS OTHERWISE  
SPECIFIED:  
TOLERANCES:  
.XXX ± 0.010  
.XX ± 0.010  
.X ± 0.030  
ANG. ± 1/2"  
REMOVE ALL BURRS AND  
SHARP EDGES .015 MAX

TITLE DOUBLE DIVIDER ASSEMBLY			USED ON: FULL WALL-FRD		
SIZE A	SCALE 1: 1	MATERIAL _____			
DRW BY: SJ	DATE: 7/20/18	PART NAME: DOUBLE DIVIDER KIT-FR			
APP'D BY —	DATE: —	PAGE: 2 OF 2	DWG NO.: P7495FR	REV: —	





*Equalizer*

55169 COUNTY ROAD 3  
ELKHART, IN 46515

#	REVISIONS	BY:	DATE:
A	Updated shaft and tube numbers.	SJ	7/23/19

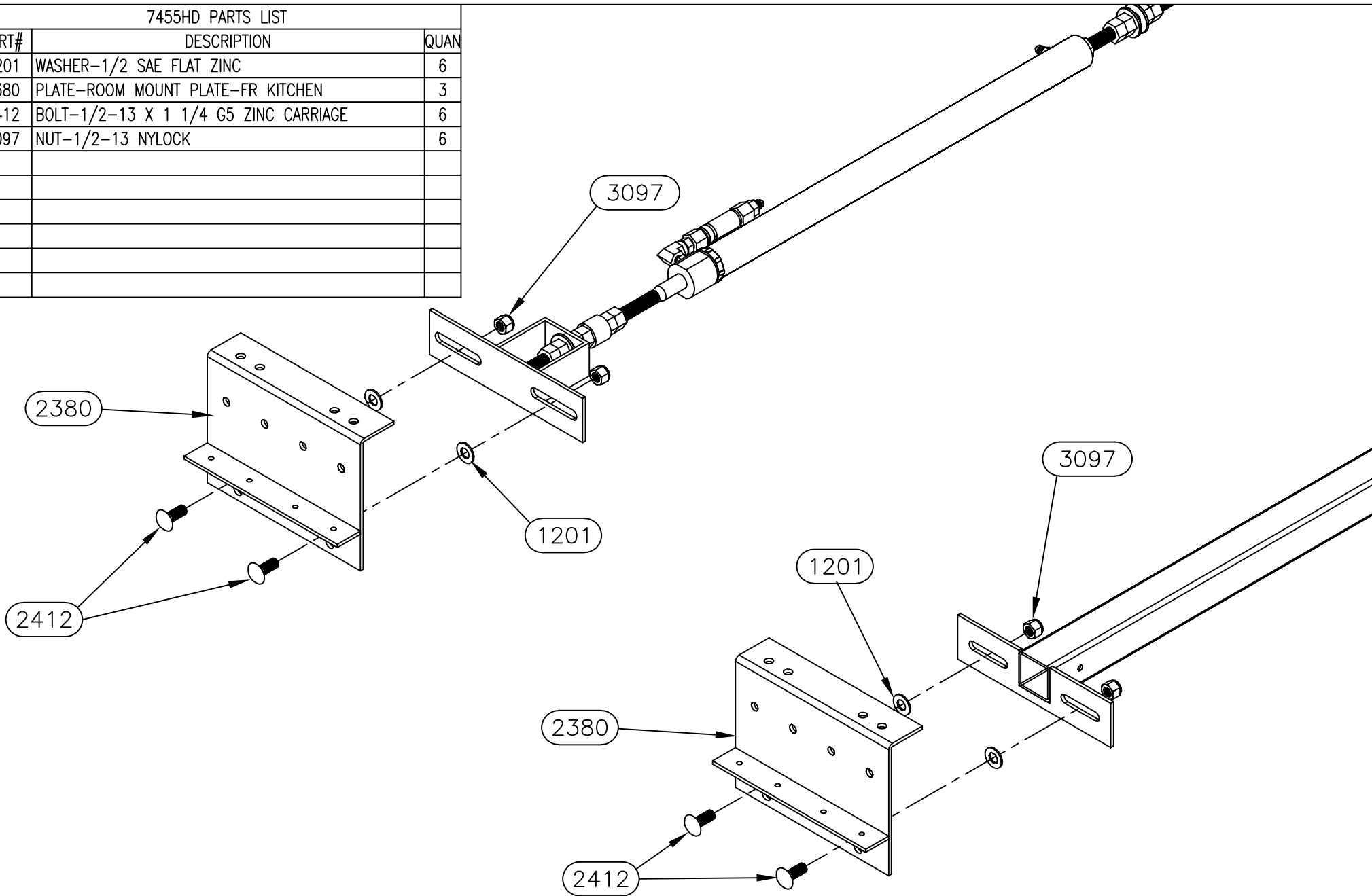
UNLESS OTHERWISE  
SPECIFIED:  
TOLERANCES:  
.XXX ± 0.010  
.XX ± 0.010  
.X ± 0.030  
ANG. ± 1/2"  
REMOVE ALL BURRS AND  
SHARP EDGES .015 MAX

TITLE MAIN SLIDE ASSEMBLY		USED ON: FOREST RIVER DIESEL	
SIZE A	SCALE 1: 1	MATERIAL	
DRW BY: SJ	DATE: 3/17/09	PART NAME: MAIN SLIDE-66 X 20" CENT. CYL.	
APP'D BY -	DATE: -	PAGE: 2 OF 4	DWG NO.: P7570
			REV: A

NOTICE - This drawing, including principles of design, is the property of Days Corporation, Elkhart, Indiana, with the agreement that it is not to be reproduced, copied, or loaned in any manner that may constitute a detriment directly or indirectly to Days Corporation. Acceptance of this will be construed as an agreement of the above.

## 7455HD PARTS LIST

PART#	DESCRIPTION	QUAN
1201	WASHER-1/2 SAE FLAT ZINC	6
2380	PLATE-ROOM MOUNT PLATE-FR KITCHEN	3
2412	BOLT-1/2-13 X 1 1/4 G5 ZINC CARRIAGE	6
3097	NUT-1/2-13 NYLOCK	6

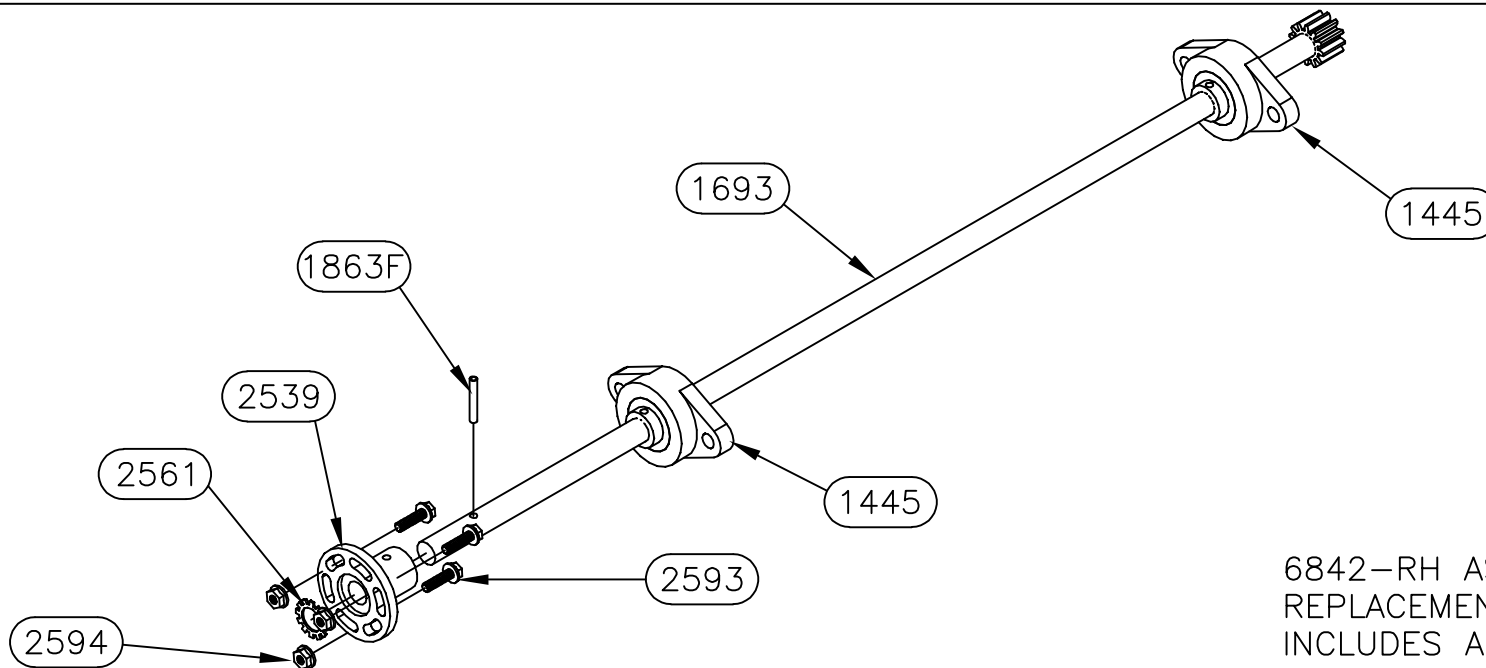
*Equalizer*55169 COUNTY ROAD 3  
ELKHART, IN 46515

#	REVISIONS	BY:	DATE:
A	Updated shaft and tube numbers.	SJ	7/23/19

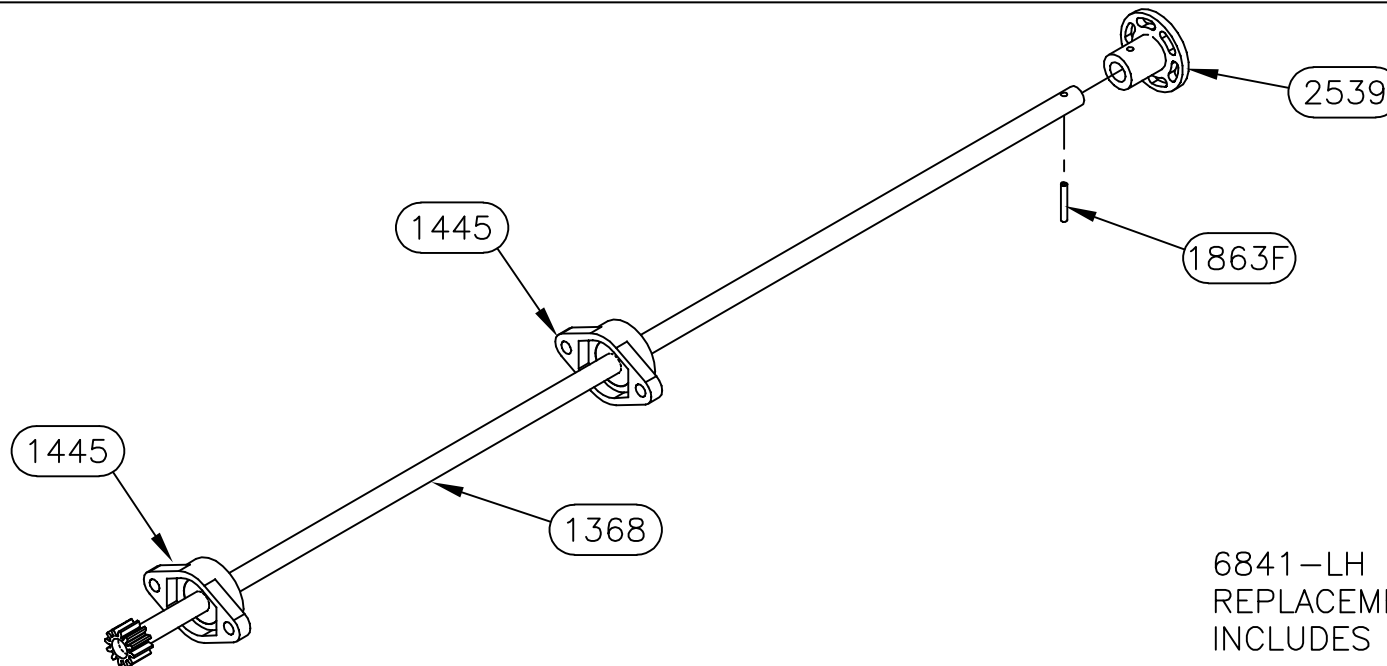
NOTICE - This drawing, including principles of design, is the property of Days Corporation, Elkhart, Indiana, with the agreement that it is not to be reproduced, copied, or loaned in any manner that may constitute a detriment directly or indirectly to Days Corporation. Acceptance of this will be construed as an agreement of the above.

UNLESS OTHERWISE  
SPECIFIED:  
TOLERANCES:  
.XXX ± 0.010  
.XX ± 0.010  
.X ± 0.030  
ANG. ± 1/2"  
REMOVE ALL BURRS AND  
SHARP EDGES .015 MAX

TITLE		USED ON:	
MAIN SLIDE ASSEMBLY		FOREST RIVER DIESEL	
SIZE	SCALE	MATERIAL	
A	1: 1		
DRW BY:	DATE:	PART NAME:	
SJ	3/17/09	MAIN SLIDE-66 X 20" CENT. CYL.	
APP'D BY	DATE:	PAGE:	DWG NO.:
-	-	3 OF 4	P7570
			REV: A



6842-RH ASSEMBLY (7258/7570)  
REPLACEMENT SHAFT ASSEMBLY  
INCLUDES ALL PARTS SHOWN



6841-LH ASSEMBLY (7258/7570)  
REPLACEMENT SHAFT ASSEMBLY  
INCLUDES ALL PARTS SHOWN

*Equalizer*

55169 COUNTY ROAD 3  
ELKHART, IN 46515

#	REVISIONS	BY:	DATE:
A	Updated shaft and tube numbers.	SJ	7/23/19

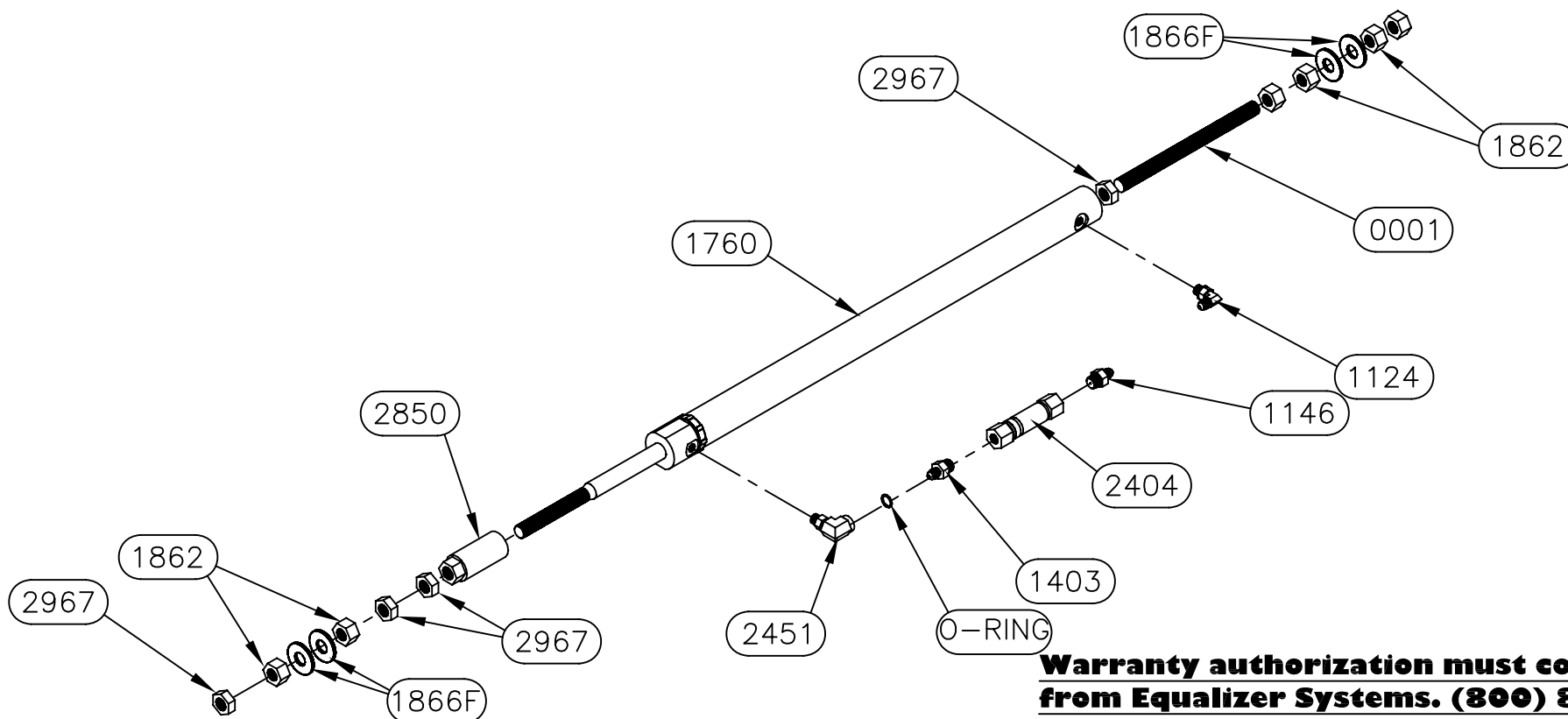
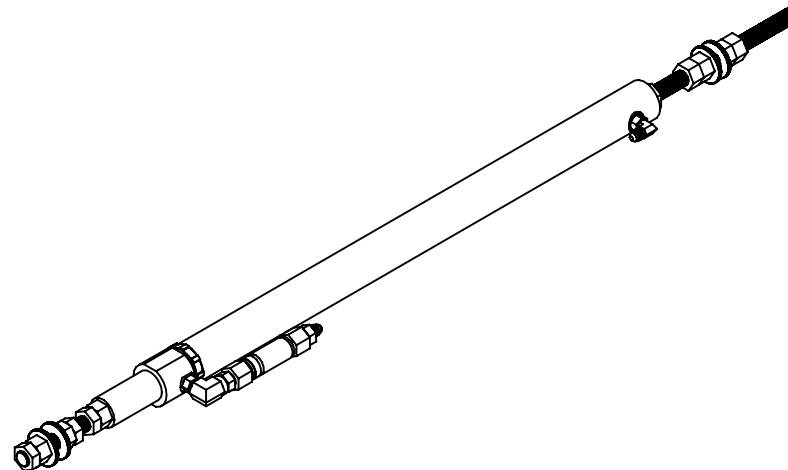
NOTICE - This drawing, including principles of design, is the property of Days Corporation, Elkhart, Indiana, with the agreement that it is not to be reproduced, copied, or loaned in any manner that may constitute a detriment directly or indirectly to Days Corporation. Acceptance of this will be construed as an agreement of the above.

UNLESS OTHERWISE  
SPECIFIED:  
TOLERANCES:  
.XXX ± 0.010  
.XX ± 0.010  
.X ± 0.030  
ANG. ± 1/2"  
REMOVE ALL BURRS AND  
SHARP EDGES .015 MAX

TITLE		USED ON:	
MAIN SLIDE ASSEMBLY		FOREST RIVER DIESEL	
SIZE	SCALE	MATERIAL	
A	1: 1		
DRW BY:	DATE:	PART NAME:	
SJ	3/17/09	MAIN SLIDE-66 X 20" CENT. CYL.	
APP'D BY	DATE:	PAGE:	DWG NO.:
		4 OF 4	P7570
			REV: A

## 7602 PARTS LIST

PART#	DESCRIPTION	QUAN
1124	FITTING-#4 JIC X #4 OR MALE 90	1
1146	FITTING-#6 OR X #4 JIC ADAPT	1
1403	FITTING-RESTRICTOR #6 X #4	1
1760	CYLINDER-SLIDE 1 3/8" BORE X 20"	1
1862	NUT-5/8-18 GR 2 FHN	6
1866F	WASHER-5/8 FLAT	4
2404	VALVE-ANTI CREEP	1
2451	FITTING-#4 FEM X #4 O-RING 90	1
2850	STOP TUBE-3"	1
2967	NUT-5/8-18 HEX JAM NUT	4
0001	ATR-5/8-18 X 8 1/4" LONG	1



**Warranty authorization must come directly from Equalizer Systems. (800) 846-9659.**

*Equalizer*

55169 COUNTY ROAD 3  
ELKHART, IN 46515

NOTICE - This drawing, including principles of design, is the property of Days Corporation, Elkhart, Indiana, with the agreement that it is not to be reproduced, copied, or loaned in any manner that may constitute a detriment directly or indirectly to Days Corporation. Acceptance of this will be construed as an agreement of the above.

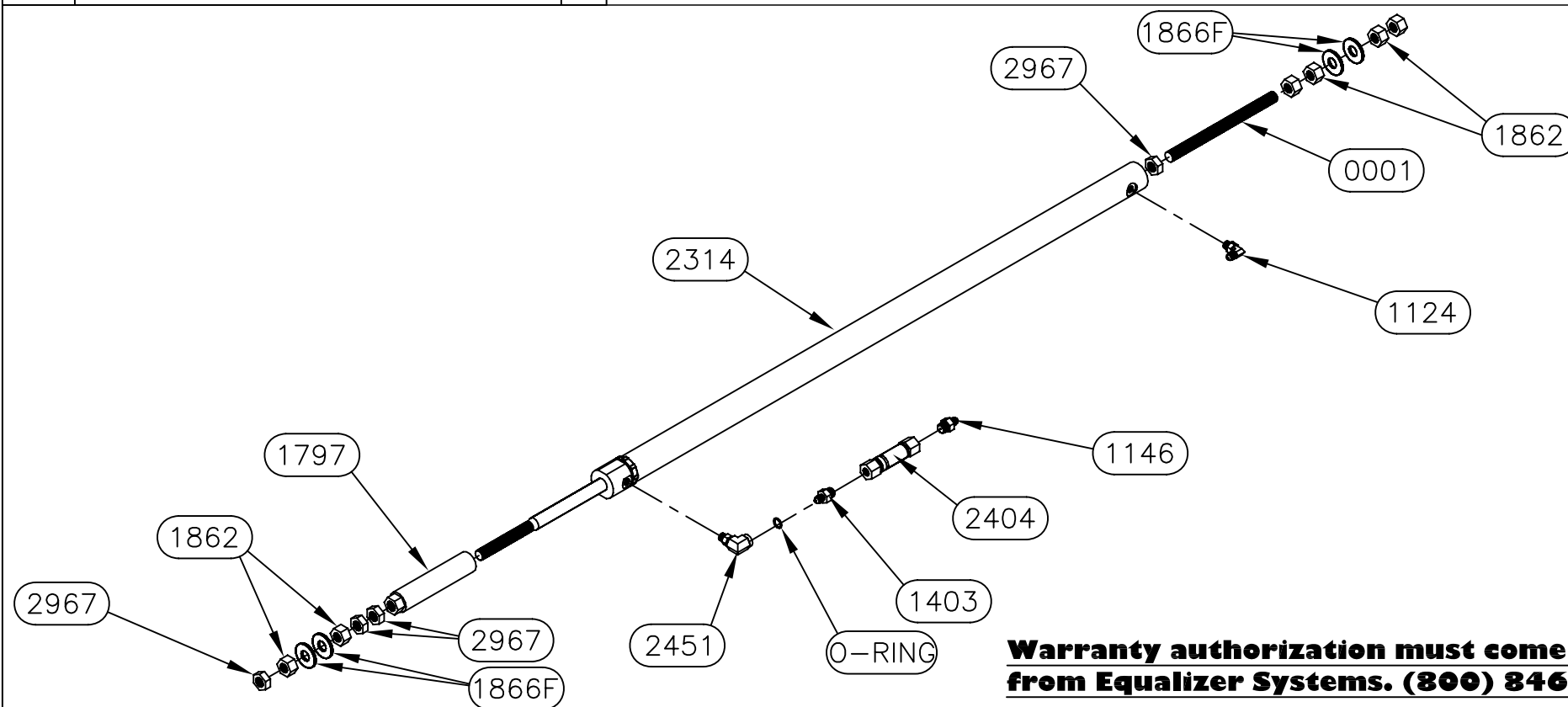
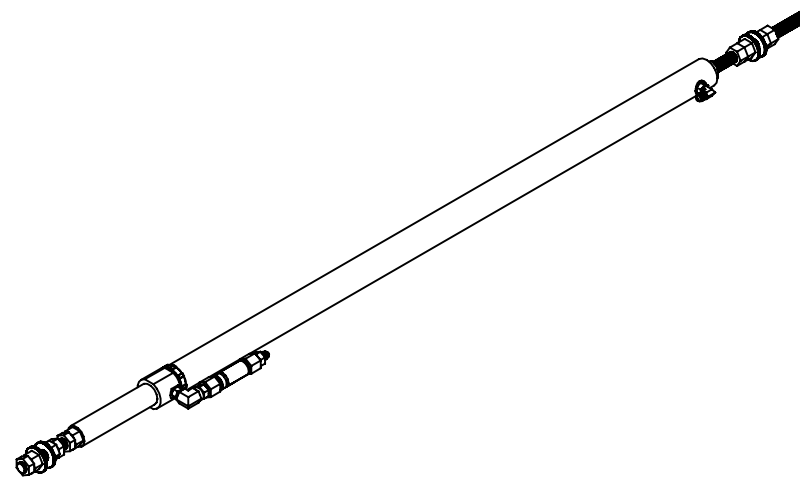
#	REVISIONS	BY:	DATE:
A	Updated Cylinder Nuts	SJ	3/3/11
B	Show additional o-ring in creep prevent valve	SJ	1/25/12

UNLESS OTHERWISE SPECIFIED:  
TOLERANCES:  
.XXX ± 0.010  
.XX ± 0.010  
.X ± 0.030  
ANG. ± 1/2"  
REMOVE ALL BURRS AND SHARP EDGES .015 MAX

TITLE	MAIN SLIDE CYLINDER	USED ON:	NORCO SLIDE-FR
SIZE	SCALE	MATERIAL	
A	1: 1		
DRW BY:	DATE:	PART NAME:	
SJ	3/17/09	SLIDE CYL-20" W/ ANTI CREEP-FR	
APP'D BY	DATE:	PAGE:	
-	-	1 OF 1	
		DWG NO.:	P7602
		REV:	B

## 7607 PARTS LIST

PART#	DESCRIPTION	QUAN
1124	FITTING-#4 JIC X #4 OR MALE 90	1
1146	FITTING-#6 OR X #4 JIC ADAPT	1
1403	FITTING-RESTRICTOR #6 X #4	1
1797	STOP TUBE-6"	1
1862	NUT-5/8-18 GR 2 FHN	6
1866F	WASHER-5/8 FLAT	4
2314	CYLINDER-SLIDE 1 3/8" BORE X 36"	1
2404	VALVE-ANTI CREEP	1
2451	FITTING-#4 FEM X #4 O-RING 90	1
2967	NUT-5/8-18 HEX JAM NUT	4
0001	A.T.R.-5/8-18 X 8 1/4" LONG	1



**Warranty authorization must come directly from Equalizer Systems. (800) 846-9659.**

*Equalizer*

55169 COUNTY ROAD 3  
ELKHART, IN 46515

NOTICE - This drawing, including principles of design, is the property of Days Corporation, Elkhart, Indiana, with the agreement that it is not to be reproduced, copied, or loaned in any manner that may constitute a detriment directly or indirectly to Days Corporation. Acceptance of this will be construed as an agreement of the above.

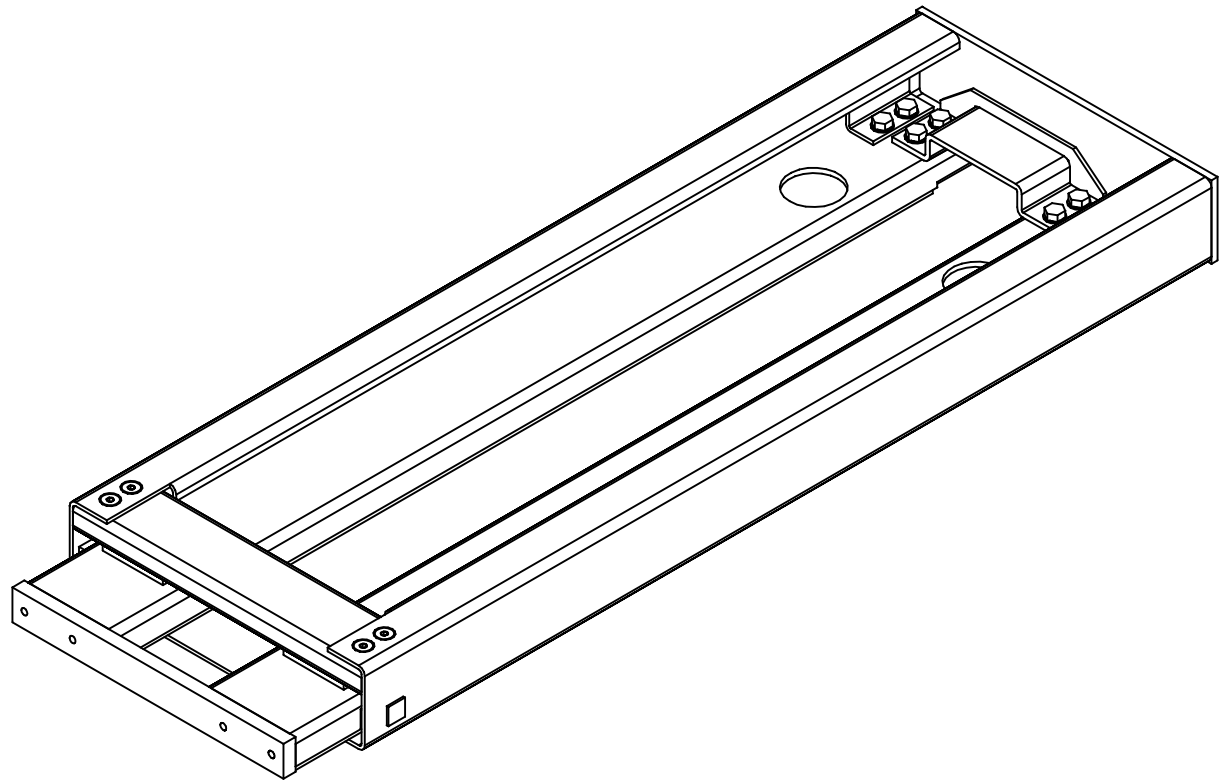
#	REVISIONS	BY:	DATE:
A	Updated Cylinder Nuts	SJ	3/3/11
B	Show additional o-ring on creep prevent	SJ	1/25/12

UNLESS OTHERWISE SPECIFIED:  
TOLERANCES:  
.XXX ± 0.010  
.XX ± 0.010  
.X ± 0.030  
ANG. ± 1/2"  
REMOVE ALL BURRS AND SHARP EDGES .015 MAX

TITLE			USED ON:		
MAIN SLIDE CYLINDER			NORCO SLIDE-FR		
SIZE	SCALE	MATERIAL			
A	1: 1	_____			
DRW BY:	DATE:	PART NAME:			
SJ	3/17/09	SLIDE CYL-36" W/ ANTI CREEP-FR			
APP'D BY	DATE:	PAGE:	DWG NO.:	REV:	
-	-	1 OF 1	P7607	B	

[illegible]

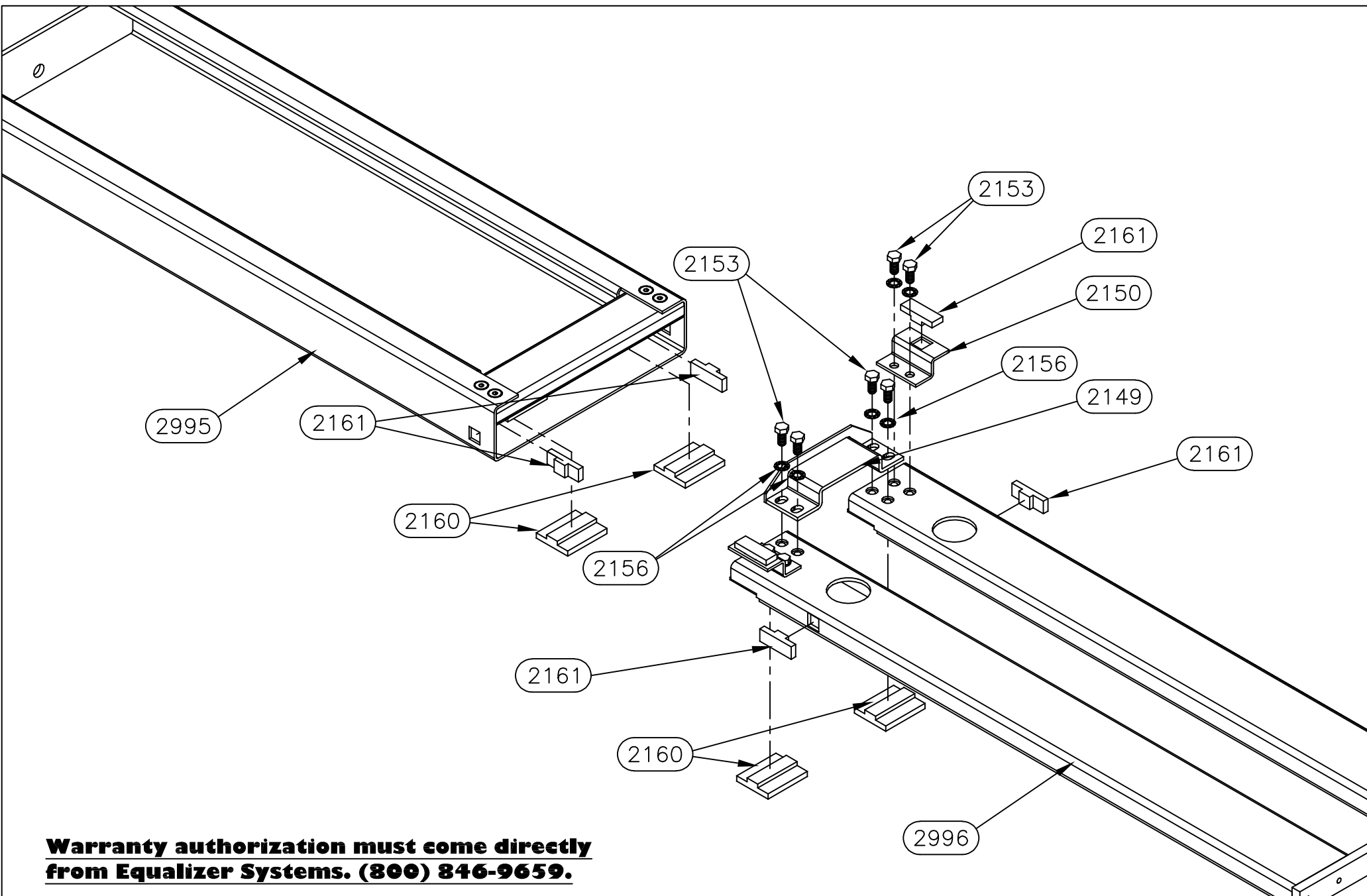
VIEW SHOWN  
IS BOTTOM



**Warranty authorization must come directly from Equalizer Systems. (800) 846-9659.**

<i>Equalizer</i> 55169 COUNTY ROAD 3 ELKHART, IN 46515	#	REVISIONS	BY:	DATE:	UNLESS OTHERWISE SPECIFIED:	TITLE		USED ON:		
					TOLERANCES:	MAIN SLIDE SLAVE ASSEMBLY		ABOVE FLOOR SLIDES		
					.XXX ± 0.010	SIZE	SCALE	MATERIAL		
					.XX ± 0.010	A	1: 1			
					.X ± 0.030	DRW BY:	DATE:	PART NAME:		
					ANG. ± 1/2'	SJ	6/6/17	SLIDE ASSBLY 24" FW		
NOTICE - This drawing, including principles of design, is the property of Days Corporation, Elkhart, Indiana, with the agreement that it is not to be reproduced, copied, or loaned in any manner that may constitute a detriment directly or indirectly to Days Corporation. Acceptance of this will be construed as an agreement of the above.					REMOVE ALL BURRS AND SHARP EDGES .015 MAX	APP'D BY	DATE:	PAGE:	DWG NO.:	REV:
						-	-	1 OF 2	P7662	-





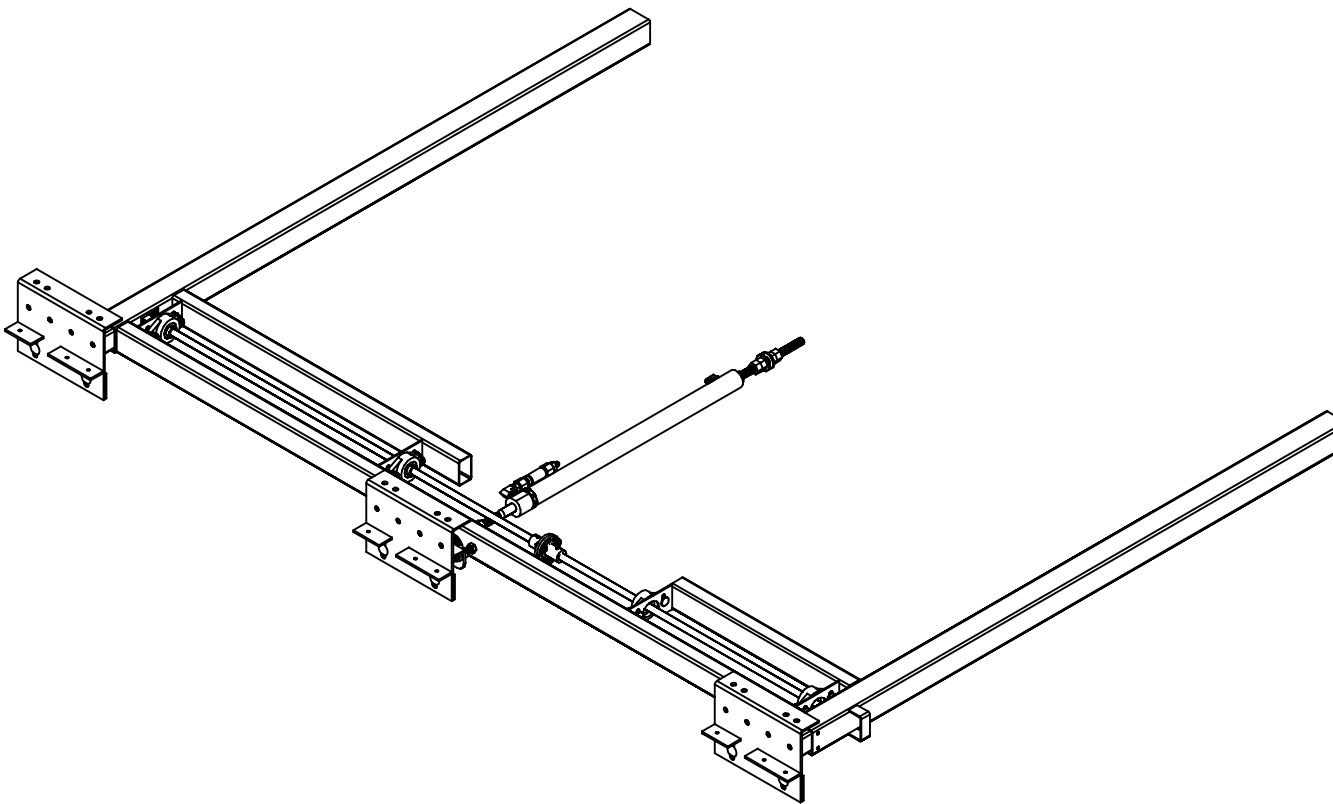
## Equalizer

NOTICE - This drawing, including principles of design, is the property of Days Corporation, Elkhart, Indiana, with the agreement that it is not to be reproduced, copied, or loaned in any manner that may constitute a detriment directly or indirectly to Days Corporation. Acceptance of this will be construed as an agreement of the above.

UNLESS OTHERWISE  
SPECIFIED:  
TOLERANCES:  
.XXX  $\pm$  0.010  
.XX  $\pm$  0.010  
.X  $\pm$  0.030  
ANG.  $\pm$  1/2"  
REMOVE ALL BURRS AND  
SHARP EDGES .015 MAX

## 7708 PARTS LIST

PART#	DESCRIPTION	QUAN
1124	FITTING-#4 JIC X #4 OR MALE 90	1
1146	FITTING-#6 OR X #4 JIC ADAPT	1
1369	WASHER-3/8 EXT/INT TOOTH LOCK	8
1392	BUTTON-1.5" UHMW	6
1403	FITTING-RESTRICTOR #6 X #4	1
1445	BEARING-2 BOLT FLANGE	4
1725	BUTTON-1/2" UHMW	8
1728L	TUBE-36" DRIVE LH	1
1728R	TUBE-36" DRIVE RH	1
1730	SHAFT-5/8 X 48 1/8 COLD ROLL	1
1752	BUTTON-3/4" UHMW	4
1760	CYLINDER-SLIDE 1 3/8 X 20	1
1862	NUT-5/8-18 GR 2 FHN	6
1863F	PIN-3/16 X 1 1/4 SPRING	2
1865F	NUT-3/8-16 NYLOCK Z	8
1866F	WASHER-5/8 FLAT	4
1867F	BOLT-3/8-16 X 1 1/4 CARRIAGE ZINC	8
1925	BRACKET-CYLINDER MOUNT MAIN	1
2404	VALVE-ANTI CREEP	1
2451	FITTING-#4 FEM X #4 O-RING 90	1
2539	COUPLING-5/8" TIMING SHAFT	2
2561	WASHER-5/8 STAR	1
2583	FRAME-84" MAIN SLIDE FRAME-FR	1
2593	SCREW-1/4-20 X FLANGE	3
2594	NUT-1/4-20 FLANGE	3
2669	BOLT-1/2-13 X 3 TAP GR 5	2
2670	NUT-1/2-13 JAM NUT	2
2782	COUPLING-CYLINDER ROD 5/8	1
2853	SHAFT-5/8 X 33 3/8 COLD ROLL	1
2967	NUT-5/8-18 HEX JAM NUT	5
0001	A.T.R.-5/8"-18 X 8 1/4" LONG	1
0002	A.T.R.-5/8"-18 X 4 1/2" LONG	1



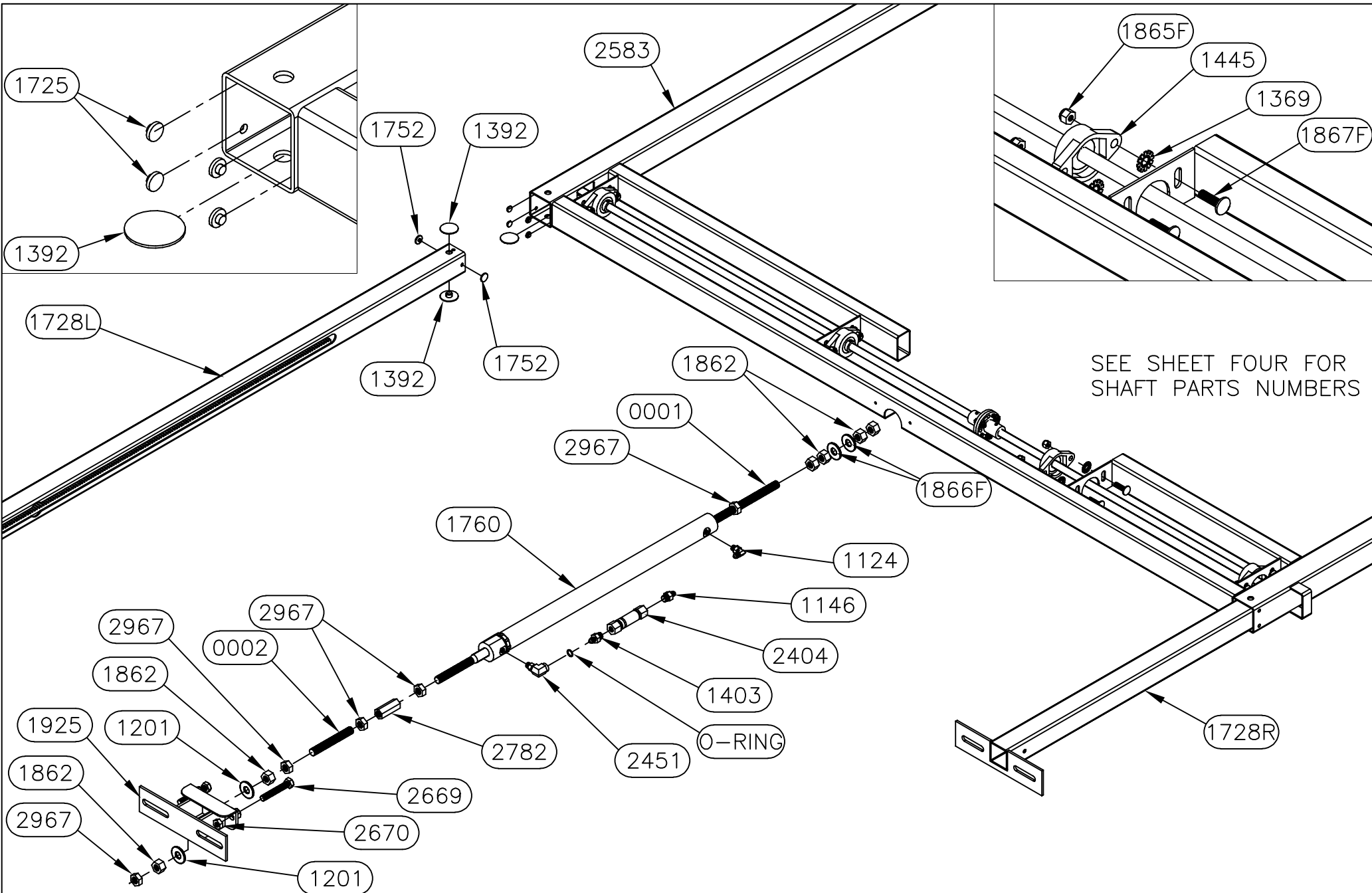
**Warranty authorization must come directly from Equalizer Systems. (800) 846-9659.**

*Equalizer*

55169 COUNTY ROAD 3  
ELKHART, IN 46515

NOTICE - This drawing, including principles of design, is the property of Days Corporation, Elkhart, Indiana, with the agreement that it is not to be reproduced, copied, or loaned in any manner that may constitute a detriment directly or indirectly to Days Corporation. Acceptance of this will be construed as an agreement of the above.

#	REVISIONS	BY:	DATE:	UNLESS OTHERWISE SPECIFIED:	TITLE	USED ON:
A	Updated Cylinder Bracket	SJ	3/2/11	TOLERANCES:	MAIN SLIDE ASSEMBLY	FOREST RIVER DIESEL
B	Show additional o-ring in creep prevent	SJ	1/24/12	.XXX ± 0.010	SIZE SCALE MATERIAL	
C	Corrected Hardware Kit	SJ	6/18/12	.XX ± 0.010	A 1: 1	
D	Removed spur gear and gear rack from B.O.M.	SJ	2/21/18	.X ± 0.030	DRW BY: DATE:	PART NAME:
				ANG. ± 1/2"	SJ 2/2/10	MAIN SLIDE-84" X 20"-FR
				REMOVE ALL BURRS AND SHARP EDGES .015 MAX	APP'D BY DATE:	PAGE: DWG NO.: REV:
					- -	1 OF 4 P7708 D



*Equalizer*

55169 COUNTY ROAD 3  
ELKHART, IN 46515

NOTICE - This drawing, including principles of design, is the property of Days Corporation, Elkhart, Indiana, with the agreement that it is not to be reproduced, copied, or loaned in any manner that may constitute a detriment directly or indirectly to Days Corporation. Acceptance of this will be construed as an agreement of the above.

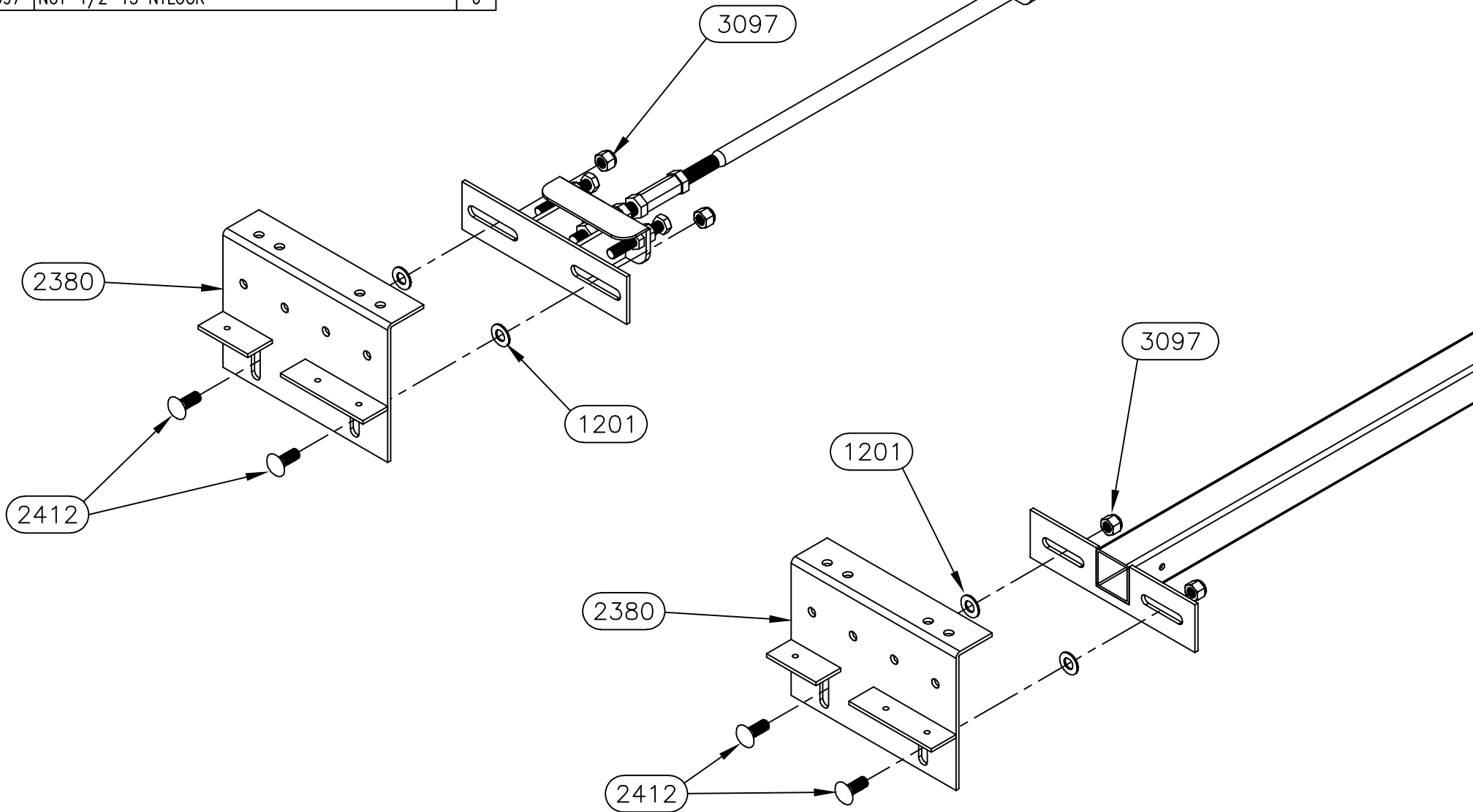
#	REVISIONS	BY:	DATE:
A	Updated Cylinder Bracket	SJ	3/2/11
B	Show additional o-ring in creep prevent	SJ	1/24/12
C	Corrected Hardware Kit	SJ	6/18/12
D	Removed spur gear and gear rack from B.O.M.	SJ	2/21/18

UNLESS OTHERWISE  
SPECIFIED:  
TOLERANCES:  
.XXX ± 0.010  
.XX ± 0.010  
.X ± 0.030  
ANG. ± 1/2°  
REMOVE ALL BURRS AND  
SHARP EDGES .015 MAX

TITLE MAIN SLIDE ASSEMBLY		USED ON: FOREST RIVER DIESEL	
SIZE A	SCALE 1: 1	MATERIAL	
DRW BY: SJ	DATE: 2/2/10	PART NAME: MAIN SLIDE-84" X 20"-FR	
APP'D BY: -	DATE: -	PAGE: 2 OF 4	DWG NO.: P7708
			REV: D

# 7455HD PARTS LIST

PART#	DESCRIPTION	QUAN
1201	WASHER-1/2 SAE FLAT ZINC	6
2380	PLATE-ROOM MOUNT PLATE-FR KITCHEN	3
2412	BOLT-1/2-13 X 1 1/4 G5 ZINC CARRIAGE	6
3097	NUT-1/2-13 NYLOCK	6



**Equalizer**

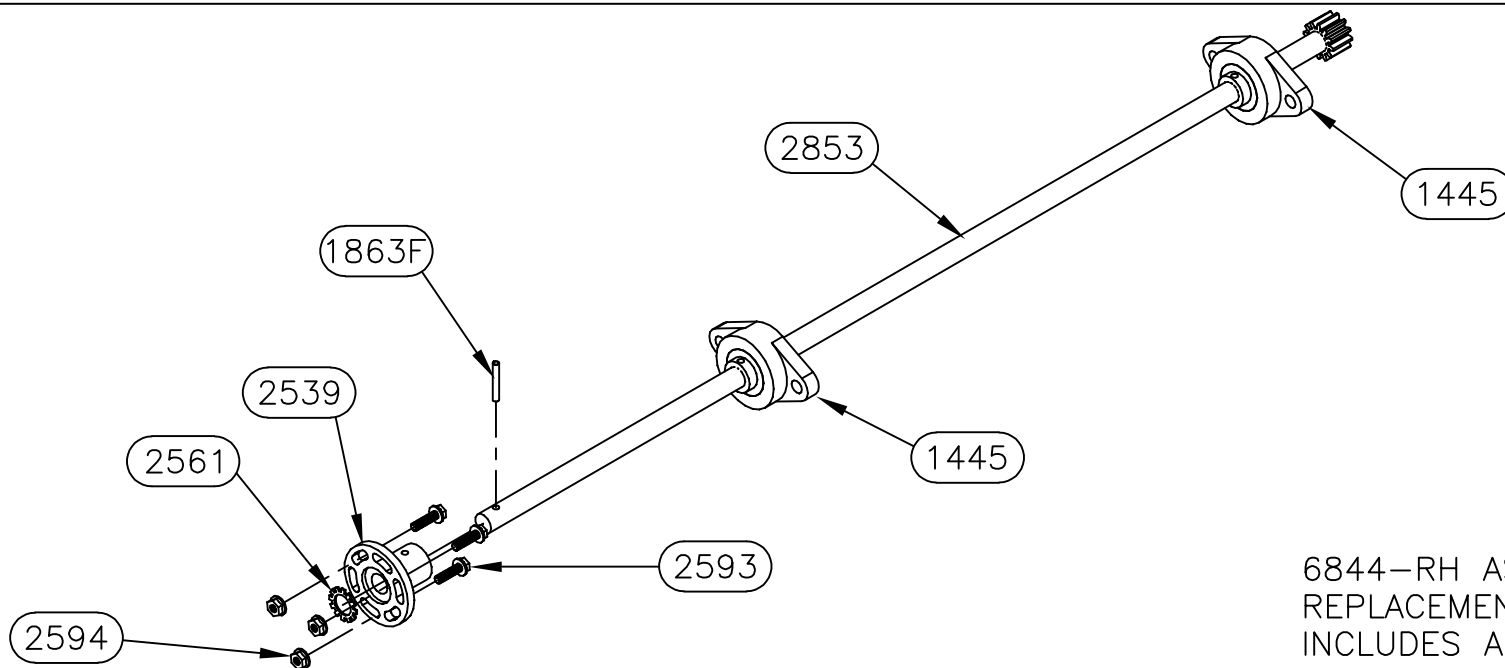
55169 COUNTY ROAD 3  
ELKHART, IN 46515

NOTICE - This drawing, including principles of design, is the property of Days Corporation, Elkhart, Indiana, with the agreement that it is not to be reproduced, copied, or loaned in any manner that may constitute a detriment directly or indirectly to Days Corporation. Acceptance of this will be construed as an agreement of the above.

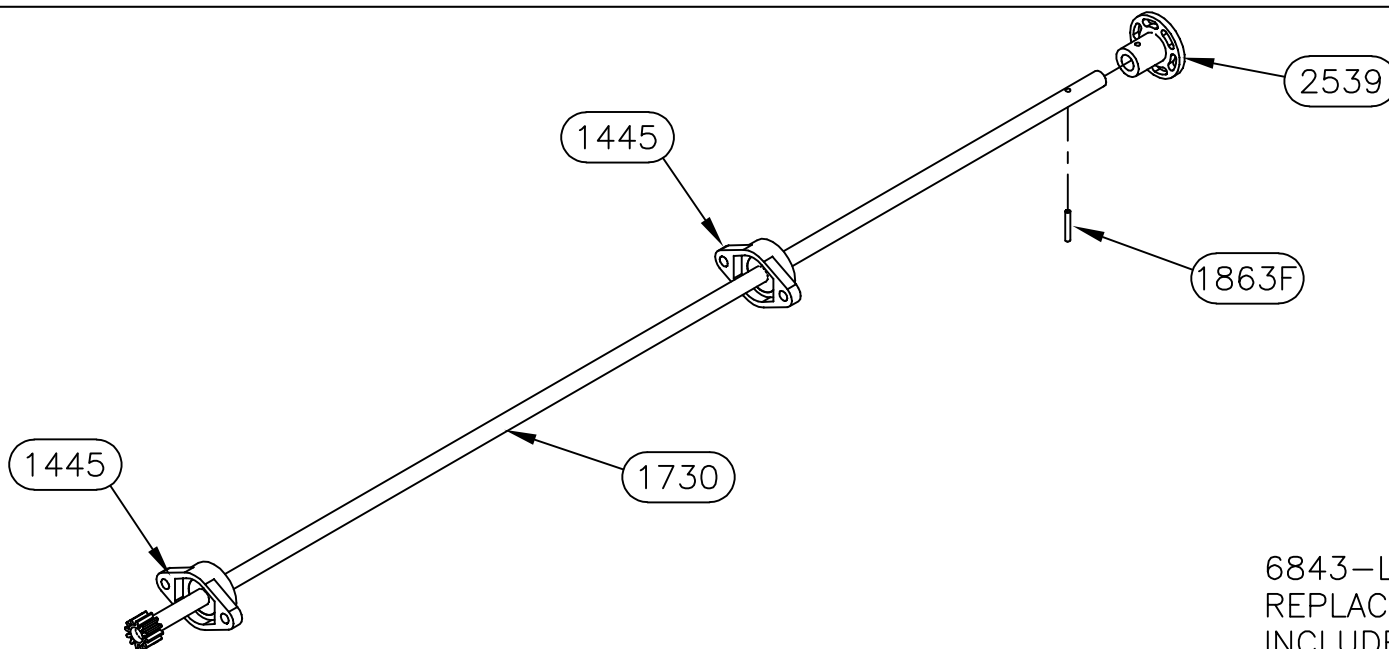
#	REVISIONS	BY:	DATE:
A	Updated Cylinder Bracket	SJ	3/2/11
B	Show additional o-ring in creep prevent	SJ	1/24/12
C	Corrected Hardware Kit	SJ	6/18/12
D	Removed spur gear and gear rack from B.O.M.	SJ	2/21/18

UNLESS OTHERWISE  
SPECIFIED:  
TOLERANCES:  
.XXX ± 0.010  
.XX ± 0.010  
.X ± 0.030  
ANG. ± 1/2"  
REMOVE ALL BURRS AND  
SHARP EDGES .015 MAX

TITLE MAIN SLIDE ASSEMBLY		USED ON: FOREST RIVER DIESEL	
SIZE A	SCALE 1: 1	MATERIAL	
DRW BY: SJ	DATE: 2/2/10	PART NAME: MAIN SLIDE-84" X 20"-FR	
APP'D BY -	DATE: -	PAGE: 3 OF 4	DWG NO.: P7708
		REV: D	



6844-RH ASSEMBLY (7293)  
REPLACEMENT SHAFT ASSEMBLY  
INCLUDES ALL PARTS SHOWN



6843-LH ASSEMBLY (7293)  
REPLACEMENT SHAFT ASSEMBLY  
INCLUDES ALL PARTS SHOWN

*Equalizer*

55169 COUNTY ROAD 3  
ELKHART, IN 46515

NOTICE - This drawing, including principles of design, is the property of Days Corporation, Elkhart, Indiana, with the agreement that it is not to be reproduced, copied, or loaned in any manner that may constitute a detriment directly or indirectly to Days Corporation. Acceptance of this will be construed as an agreement of the above.

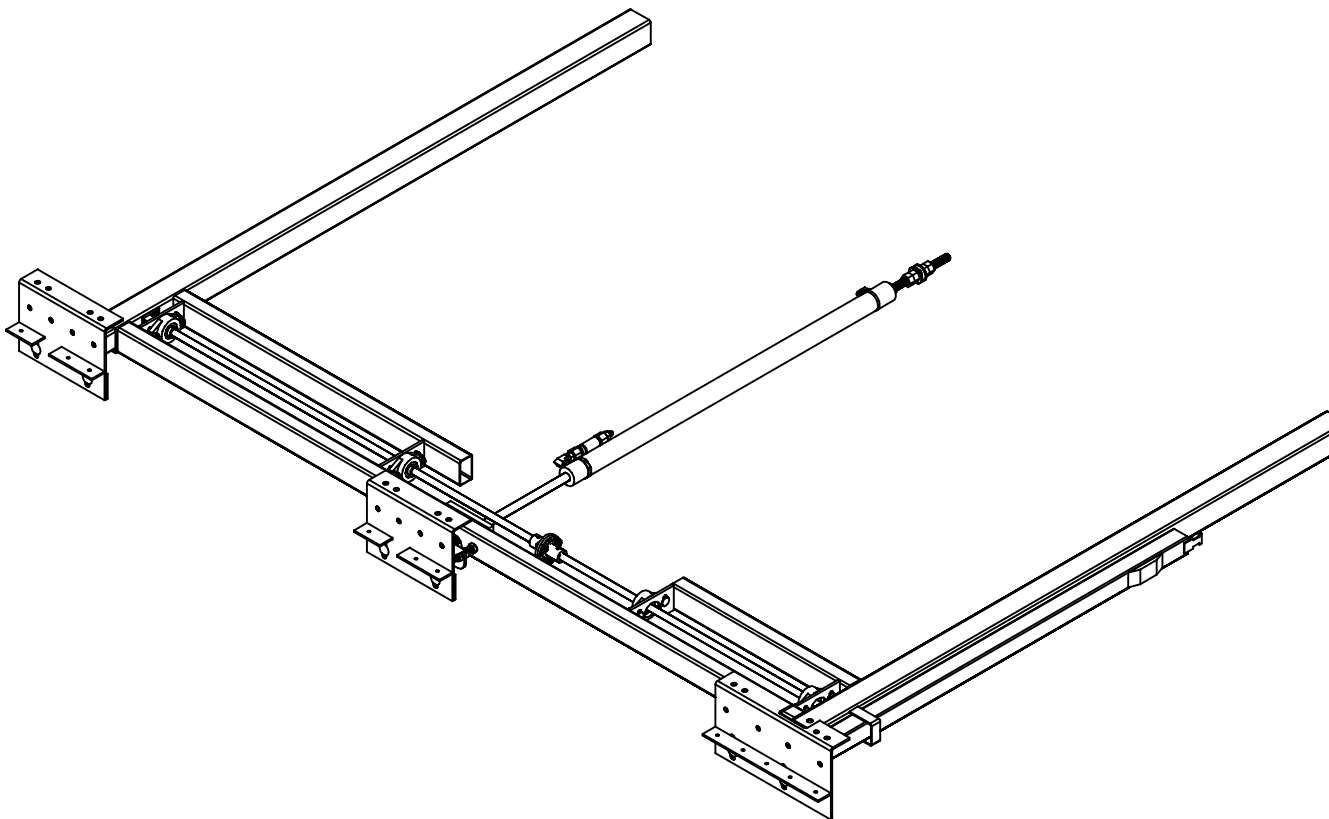
#	REVISIONS	BY:	DATE:
A	Updated Cylinder Bracket	SJ	3/2/11
B	Show additional o-ring in creep prevent	SJ	1/24/12
C	Corrected Hardware Kit	SJ	6/18/12
D	Removed spur gear and gear rack from B.O.M.	SJ	2/21/18

UNLESS OTHERWISE  
SPECIFIED:  
TOLERANCES:  
.XXX ± 0.010  
.XX ± 0.010  
.X ± 0.030  
ANG. ± 1/2"  
REMOVE ALL BURRS AND  
SHARP EDGES .015 MAX

TITLE			USED ON:		
MAIN SLIDE ASSEMBLY			FOREST RIVER DIESEL		
SIZE	SCALE	MATERIAL			
A	1: 1	_____			
DRW BY:	DATE:	PART NAME:			
SJ	2/2/10	MAIN SLIDE-84" X 20"-FR			
APP'D BY	DATE:	PAGE:	DWG NO.:	REV:	
—	—	4 OF 4	P7708	D	

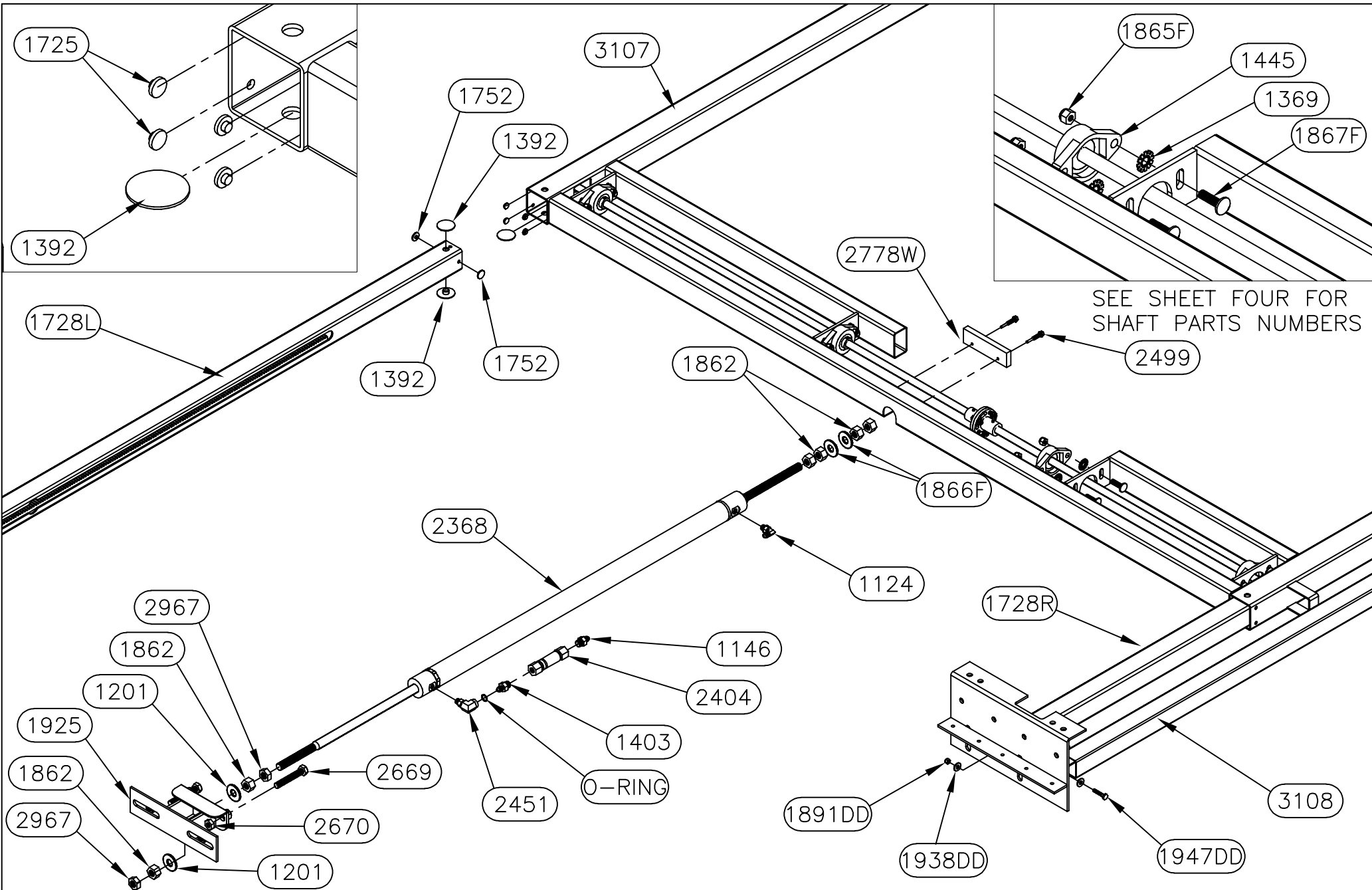
## 7783 PARTS LIST

PART#	DESCRIPTION	QUAN
1124	FITTING-#4 JIC X #4 OR MALE 90	1
1146	FITTING-#6 OR X #4 JIC ADAPT	1
1369	WASHER-3/8 EXT/INT TOOTH LOCK	8
1392	BUTTON-1.5" UHMW	6
1403	FITTING-RESTRICTOR #6 X #4	1
1445	BEARING-2 BOLT FLANGE	4
1725	BUTTON-1/2" UHMW	8
1728L	TUBE-36" DRIVE LH	1
1728R	TUBE-36" DRIVE RH	1
1730	SHAFT-5/8 X 48 1/8 COLD ROLL	1
1752	BUTTON-3/4" UHMW	4
1862	NUT-5/8-18 GR 2 FHN	6
1863F	PIN-3/16 X 1 1/4 SPRING	2
1865F	NUT-3/8-16 NYLOCK Z	8
1866F	WASHER-5/8 FLAT	4
1867F	BOLT-3/8-16 X 1 1/4 CARRIAGE ZINC	8
1891DD	NUT-1/4-20 NYLOCK	1
1925	BRACKET-CYLINDER MOUNT MAIN	1
1938DD	WASHER 1/4 FLAT	2
1947DD	BOLT-1/4-20 X 1 1/4 HHCS	1
2368	CYLINDER-SLIDE 1 3/8" X 32"	1
2404	VALVE-ANTI CREEP	1
2451	FITTING-#4 FEM X #4 O-RING 90	1
2499	SCREW-1/4 X 1 1/4 TEK	2
2539	COUPLING-5/8" TIMING SHAFT	2
2561	WASHER-5/8 STAR	1
2593	SCREW-1/4-20 X FLANGE	3
2594	NUT-1/4-20 FLANGE	3
2669	BOLT-1/2-13 X 3 TAP GR 5	2
2670	NUT-1/2-13 JAM NUT	2
2778W	GUARD-CYLINDER ROD	1
2853	SHAFT-5/8 X 33 3/8 COLD ROLL	1
2967	NUT-5/8-18 HEX JAM NUT	2
3107	FRAME-84" MAIN SLIDE FRAME-FR-390RB	1
3108	TUBE-LARGE ELECTRIC CORD	1



**Warranty authorization must come directly from Equalizer Systems. (800) 846-9659.**

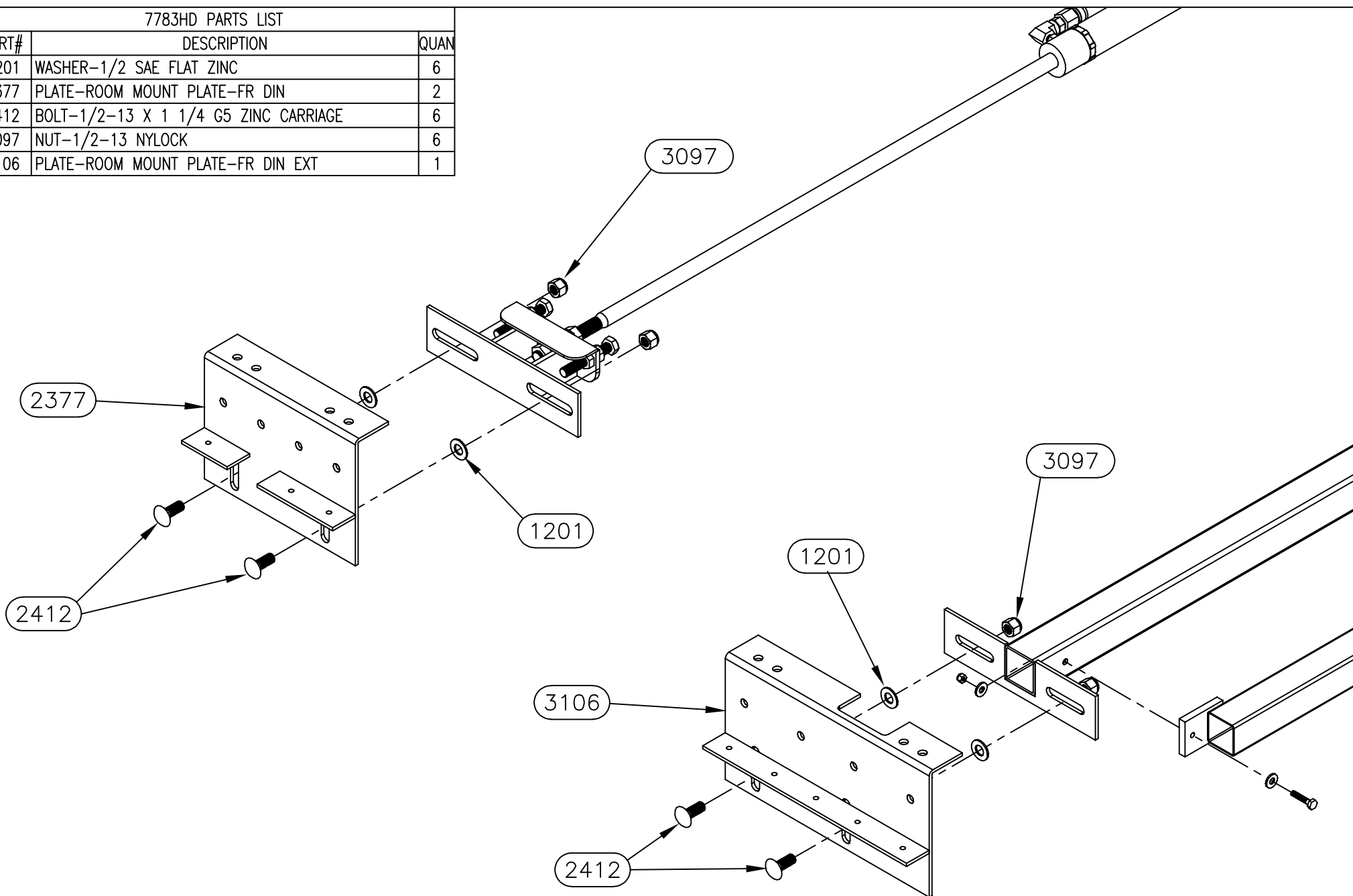
<b>Equalizer</b> 55169 COUNTY ROAD 3 ELKHART, IN 46515  NOTICE - This drawing, including principles of design, is the property of Days Corporation, Elkhart, Indiana, with the agreement that it is not to be reproduced, copied, or loaned in any manner that may constitute a detriment directly or indirectly to Days Corporation. Acceptance of this will be construed as an agreement of the above.	#	REVISIONS	BY:	DATE:	UNLESS OTHERWISE SPECIFIED:	TITLE	USED ON:
	A	Changed frame number-Show additional o-ring on creep prevent	SJ	1/24/12	TOLERANCES:	MAIN SLIDE ASSEMBLY	FOREST RIVER DIESEL
	B	Updated shafts and tubes.	SJ	7/23/19	.XXX ± 0.010	SIZE SCALE MATERIAL	
					.XX ± 0.010	A 1: 1	
					.X ± 0.030	DRW BY: DATE:	PART NAME:
					ANG. ± 1/2"	SJ 10/3/11	MAIN SLIDE-84" X 32"-390RB-FR
					REMOVE ALL BURRS AND SHARP EDGES .015 MAX	APP'D BY DATE:	PAGE: DWG NO.: REV:
						- -	1 OF 4 P7783 B



<i>Equalizer</i> 55169 COUNTY ROAD 3 ELKHART, IN 46515  NOTICE - This drawing, including principles of design, is the property of Days Corporation, Elkhart, Indiana, with the agreement that it is not to be reproduced, copied, or loaned in any manner that may constitute a detriment directly or indirectly to Days Corporation. Acceptance of this will be construed as an agreement of the above.	#	REVISIONS	BY:	DATE:	UNLESS OTHERWISE SPECIFIED: TOLERANCES: .XXX ± 0.010 .XX ± 0.010 .X ± 0.030 ANG. ± 1/2" REMOVE ALL BURRS AND SHARP EDGES .015 MAX	TITLE MAIN SLIDE ASSEMBLY		USED ON: FOREST RIVER DIESEL		
	A	Changed frame number-Show additional o-ring on creep prevent	SJ	1/24/12		SIZE	SCALE	MATERIAL		
	B	Updated shafts and tubes.	SJ	7/23/19		A	1: 1			
						DRW BY:	DATE:	PART NAME:		
						SJ	10/3/11	MAIN SLIDE-84" X 32"-390RB-FR		
						APP'D BY	DATE:	PAGE:	DWG NO.:	REV:
						-	-	2 OF 4	P7783	B

# 7783HD PARTS LIST

PART#	DESCRIPTION	QUAN
1201	WASHER-1/2 SAE FLAT ZINC	6
2377	PLATE-ROOM MOUNT PLATE-FR DIN	2
2412	BOLT-1/2-13 X 1 1/4 G5 ZINC CARRIAGE	6
3097	NUT-1/2-13 NYLOCK	6
3106	PLATE-ROOM MOUNT PLATE-FR DIN EXT	1



*Equalizer*

55169 COUNTY ROAD 3  
ELKHART, IN 46515

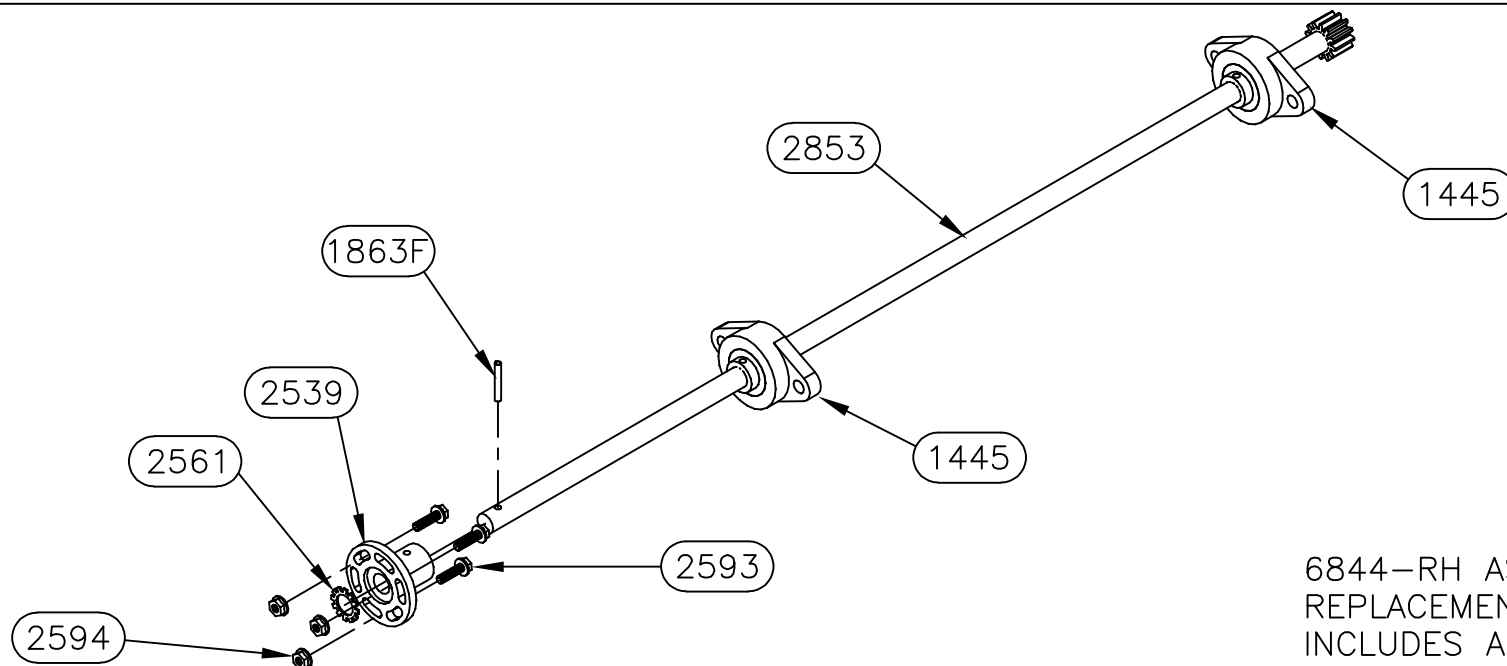
NOTICE - This drawing, including principles of design, is the property of Days Corporation, Elkhart, Indiana, with the agreement that it is not to be reproduced, copied, or loaned in any manner that may constitute a detriment directly or indirectly to Days Corporation. Acceptance of this will be construed as an agreement of the above.

#	REVISIONS	BY:	DATE:
A	Changed frame number-Show additional o-ring on creep prevent	SJ	1/24/12
B	Updated shafts and tubes.	SJ	7/23/19

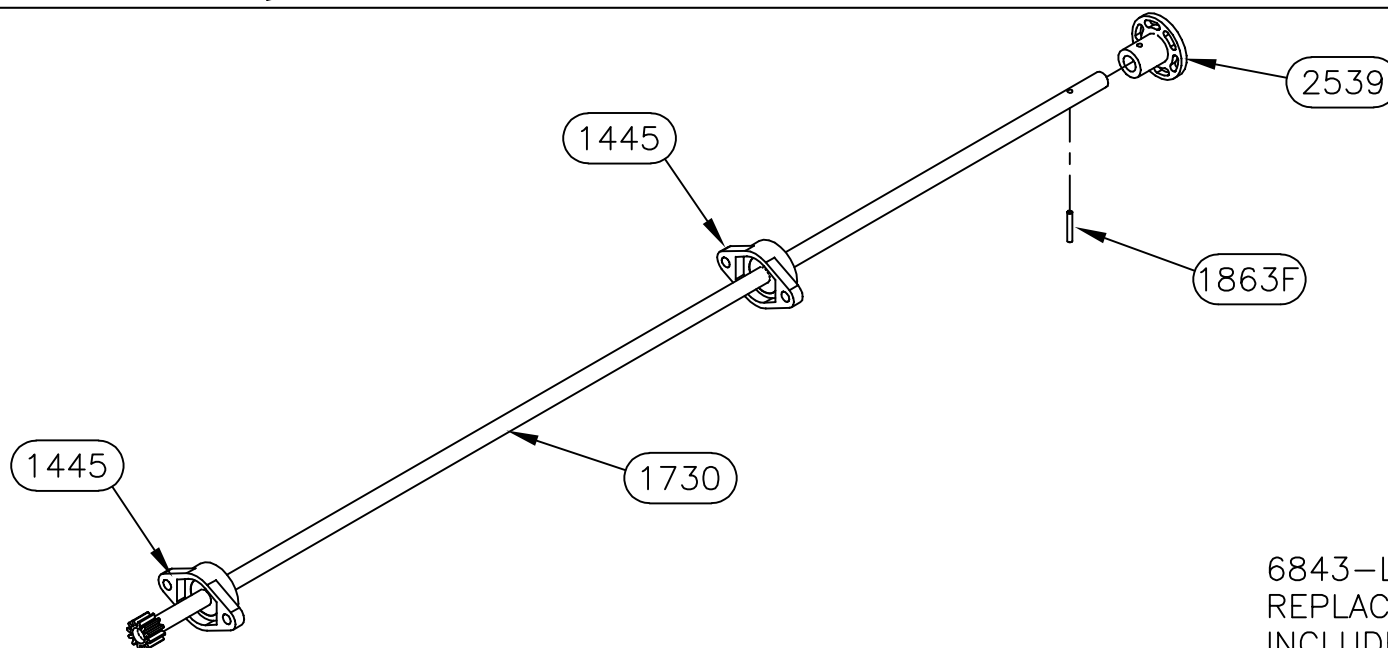
UNLESS OTHERWISE  
SPECIFIED:  
TOLERANCES:  
.XXX ± 0.010  
.XX ± 0.010  
.X ± 0.030  
ANG. ± 1/2"  
REMOVE ALL BURRS AND  
SHARP EDGES .015 MAX

TITLE MAIN SLIDE ASSEMBLY		USED ON: FOREST RIVER DIESEL	
SIZE A	SCALE 1: 1	MATERIAL	
DRW BY: SJ	DATE: 10/3/11	PART NAME: MAIN SLIDE-84" X 32"-390RB-FR	
APP'D BY -	DATE: -	PAGE: 3 OF 4	DWG NO.: P7783
			REV: B





6844-RH ASSEMBLY (7293)  
REPLACEMENT SHAFT ASSEMBLY  
INCLUDES ALL PARTS SHOWN



6843-LH ASSEMBLY (7293)  
REPLACEMENT SHAFT ASSEMBLY  
INCLUDES ALL PARTS SHOWN

*Equalizer*

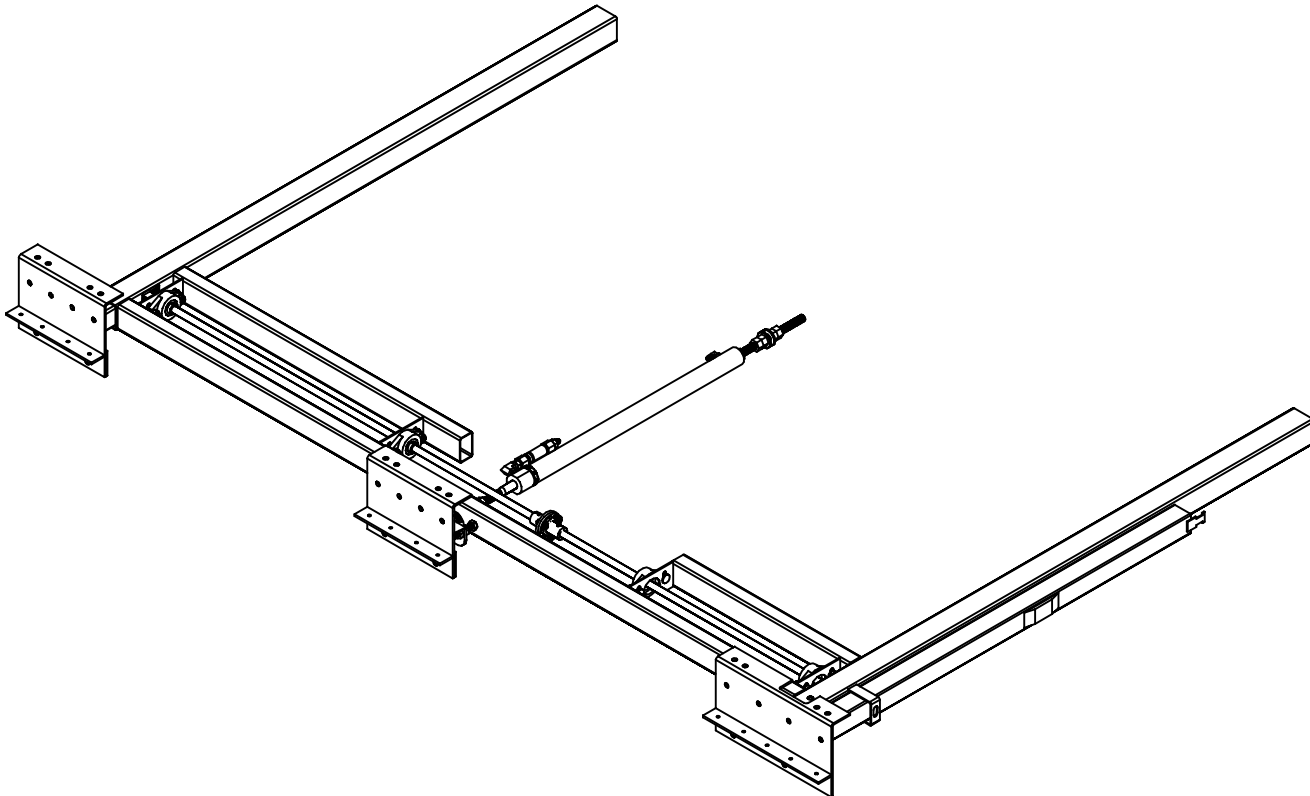
55169 COUNTY ROAD 3  
ELKHART, IN 46515

NOTICE - This drawing, including principles of design, is the property of Days Corporation, Elkhart, Indiana, with the agreement that it is not to be reproduced, copied, or loaned in any manner that may constitute a detriment directly or indirectly to Days Corporation. Acceptance of this will be construed as an agreement of the above.

#	REVISIONS	BY:	DATE:
A	Changed frame number-Show additional o-ring on creep prevent	SJ	1/24/12
B	Updated shafts and tubes.	SJ	7/23/19

UNLESS OTHERWISE  
SPECIFIED:  
TOLERANCES:  
.XXX ± 0.010  
.XX ± 0.010  
.X ± 0.030  
ANG. ± 1/2"  
REMOVE ALL BURRS AND  
SHARP EDGES .015 MAX

TITLE MAIN SLIDE ASSEMBLY		USED ON: FOREST RIVER DIESEL	
SIZE A	SCALE 1: 1	MATERIAL	
DRW BY: SJ	DATE: 10/3/11	PART NAME: MAIN SLIDE-84" X 32"-390RB-FR	
APP'D BY -	DATE: -	PAGE: 4 OF 4	DWG NO.: P7783
			REV: B

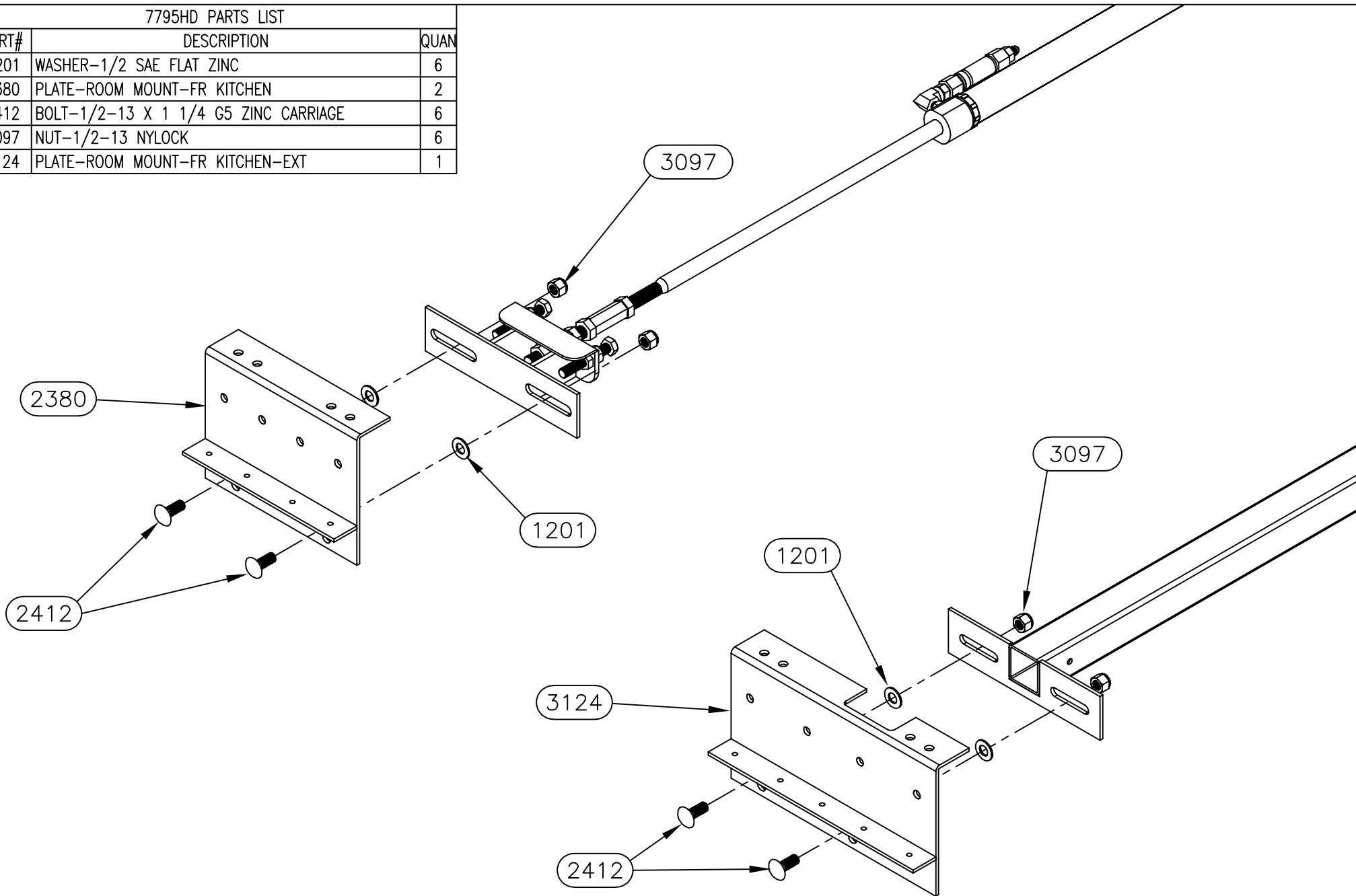
7795 PARTS LIST			0002	A.T.R.-5/8"-18 X 4 1/2" LONG		1						
PART#	DESCRIPTION	QUAN										
1124	FITTING-#4 JIC X #4 OR MALE 90	1										
1146	FITTING-#6 OR X #4 JIC ADAPT	1										
1369	WASHER-3/8 EXT/INT TOOTH LOCK	8										
1392	BUTTON-1.5" UHMW	6										
1403	FITTING-RESTRICTOR #6 X #4	1										
1445	BEARING-2 BOLT FLANGE	4										
1725	BUTTON-1/2" UHMW	8										
1728L	TUBE-36" DRIVE LH	1										
1728R	TUBE-36" DRIVE RH	1										
1730	SHAFT-5/8 X 48 1/8 COLD ROLL	1										
1752	BUTTON-3/4" UHMW	4										
1760	CYLINDER-SLIDE 1 3/8 X 20	1										
1862	NUT-5/8-18 GR 2 FHN	6										
1863F	PIN-3/16 X 1 1/4 SPRING	2										
1865F	NUT-3/8-16 NYLOCK Z	8										
1866F	WASHER-5/8 FLAT	4										
1867F	BOLT-3/8-16 X 1 1/4 CARRIAGE ZINC	8										
1891DD	NUT-1/4-20 NYLOCK	1										
1925	BRACKET-CYLINDER MOUNT MAIN	1										
1938DD	WASHER-1/4 FLAT	2										
1947DD	BOLT-1/4-20 X 1 1/4 HHCS	1										
2404	VALVE-ANTI CREEP	1										
2451	FITTING-#4 FEM X #4 O-RING 90	1										
2539	COUPLING-5/8" TIMING SHAFT	2										
2561	WASHER-5/8 STAR	1										
2593	SCREW-1/4-20 X FLANGE	3										
2594	NUT-1/4-20 FLANGE	3										
2669	BOLT-1/2-13 X 3 TAP GR 5	2										
2670	NUT-1/2-13 JAM NUT	2										
2782	COUPLING-CYLINDER ROD 5/8	1										
2853	SHAFT-5/8 X 33 3/8 COLD ROLL	1										
2967	NUT-5/8-18 HEX JAM NUT	5										
3107	FRAME-84" MAIN FRAME-FR-39ORB	1										
3125	TUBE-LARGE ELECTRIC CORD-20"	1										
0001	A.T.R.-5/8"-18 X 8 1/4" LONG	1										
<div>Equalizer</div> <div>55169 COUNTY ROAD 3 ELKHART, IN 46515</div> <div>NOTICE - This drawing, including principles of design, is the property of Days Corporation, Elkhart, Indiana, with the agreement that it is not to be reproduced, copied, or loaned in any manner that may constitute a detriment directly or indirectly to Days Corporation. Acceptance of this will be construed as an agreement of the above.</div>			#	REVISIONS		BY:	DATE:	UNLESS OTHERWISE SPECIFIED: TOLERANCES: .XXX ± 0.010 .XX ± 0.010 .X ± 0.030 ANG. ± 1/2" REMOVE ALL BURRS AND SHARP EDGES .015 MAX	TITLE		USED ON:	
			A	Updated shafts and tubes.		SJ	7/23/19		MAIN SLIDE ASSEMBLY		FOREST RIVER DIESEL	
									SIZE	SCALE	MATERIAL	
									A	1: 1		
									DRW BY:	DATE:	PART NAME:	
					SJ	6/15/12	MAIN SLIDE-84" X 20"-360QL-FR					
					APP'D BY	DATE:	PAGE:	DWG NO.:	REV:			
					-	-	1 OF 4	P7795	A			

**Warranty authorization must come directly from Equalizer Systems. (800) 846-9659.**



## 7795HD PARTS LIST

PART#	DESCRIPTION	QUAN
1201	WASHER-1/2 SAE FLAT ZINC	6
2380	PLATE-ROOM MOUNT-FR KITCHEN	2
2412	BOLT-1/2-13 X 1 1/4 G5 ZINC CARRIAGE	6
3097	NUT-1/2-13 NYLOCK	6
3124	PLATE-ROOM MOUNT-FR KITCHEN-EXT	1

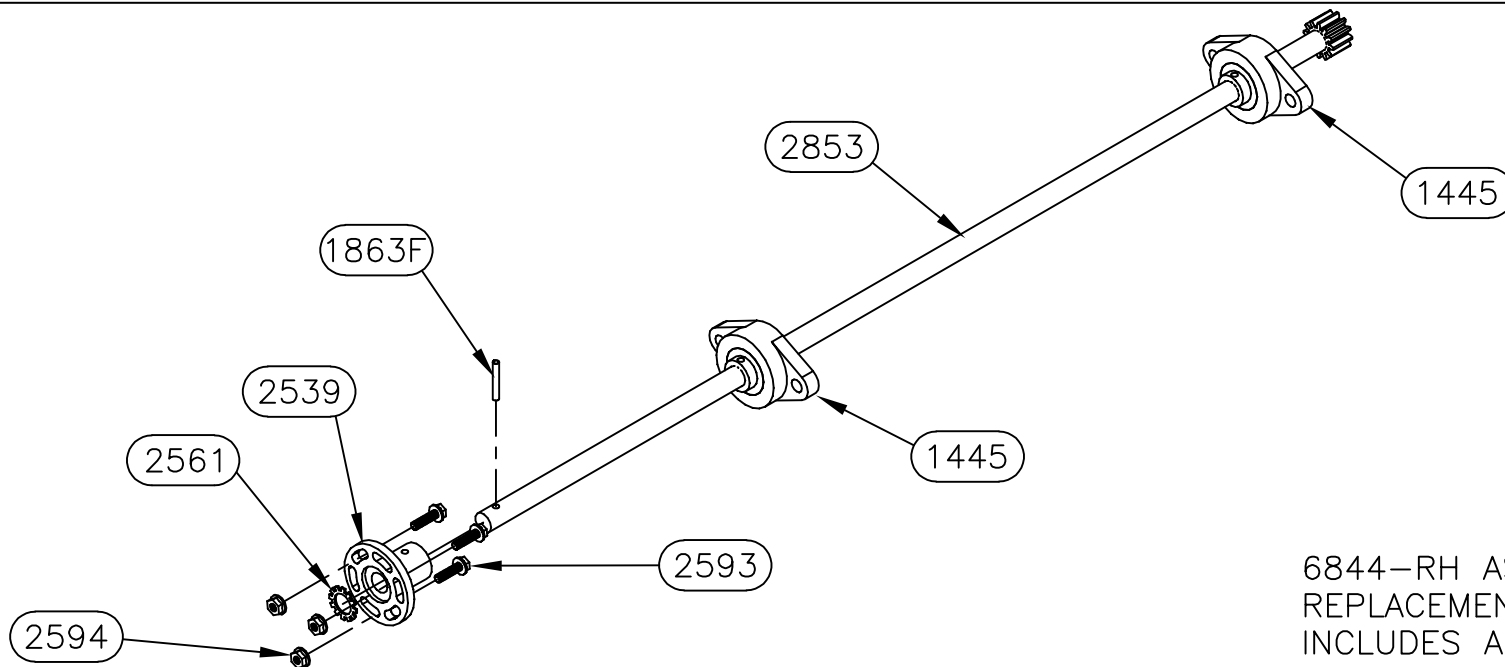
*Equalizer*55169 COUNTY ROAD 3  
ELKHART, IN 46515#  
AREVISIONS  
Updated shafts and tubes.

BY: SJ DATE: 7/23/19

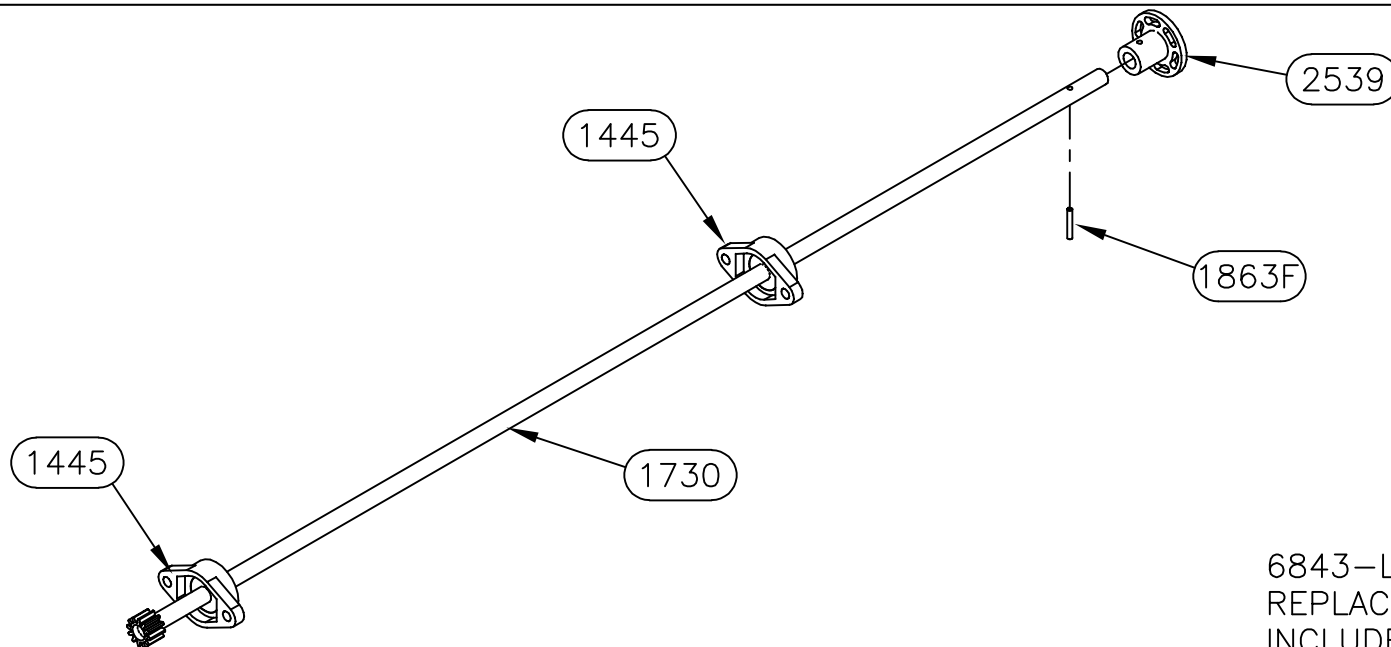
UNLESS OTHERWISE  
SPECIFIED:  
TOLERANCES:  
.XXX ± 0.010  
.XX ± 0.010  
.X ± 0.030  
ANG. ± 1/2°  
REMOVE ALL BURRS AND  
SHARP EDGES .015 MAX

TITLE MAIN SLIDE ASSEMBLY		USED ON: FOREST RIVER DIESEL	
SIZE A	SCALE 1: 1	MATERIAL	
DRW BY: SJ	DATE: 6/15/12	PART NAME: MAIN SLIDE-84" X 20"-360QL-FR	
APP'D BY -	DATE: -	PAGE: 3 OF 4	DWG NO.: P7795
		REV: A	

NOTICE - This drawing, including principles of design, is the property of Days Corporation, Elkhart, Indiana, with the agreement that it is not to be reproduced, copied, or loaned in any manner that may constitute a detriment directly or indirectly to Days Corporation. Acceptance of this will be construed as an agreement of the above.



6844-RH ASSEMBLY (7293)  
REPLACEMENT SHAFT ASSEMBLY  
INCLUDES ALL PARTS SHOWN



6843-LH ASSEMBLY (7293)  
REPLACEMENT SHAFT ASSEMBLY  
INCLUDES ALL PARTS SHOWN

*Equalizer*

55169 COUNTY ROAD 3  
ELKHART, IN 46515

#	REVISIONS	BY:	DATE:
A	Updated shafts and tubes.	SJ	7/23/19

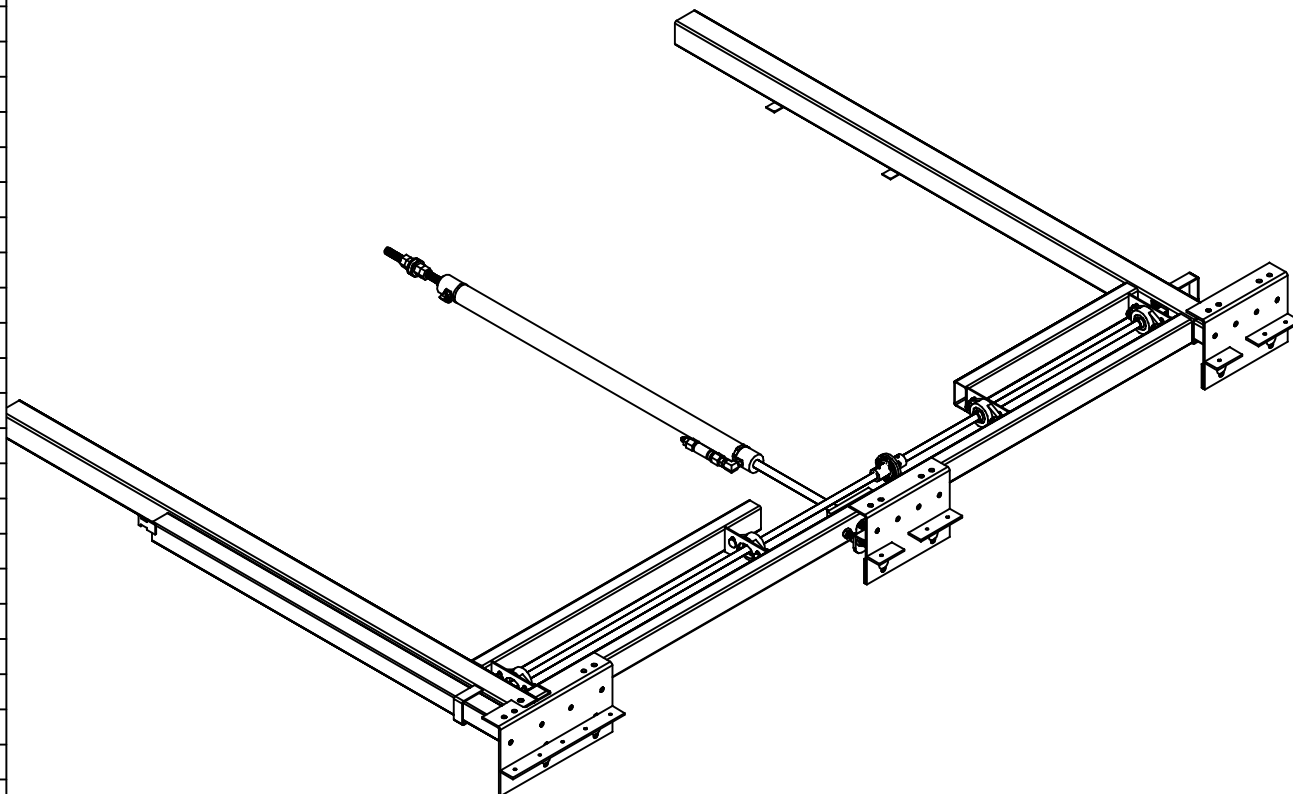
NOTICE - This drawing, including principles of design, is the property of Days Corporation, Elkhart, Indiana, with the agreement that it is not to be reproduced, copied, or loaned in any manner that may constitute a detriment directly or indirectly to Days Corporation. Acceptance of this will be construed as an agreement of the above.

UNLESS OTHERWISE  
SPECIFIED:  
TOLERANCES:  
.XXX ± 0.010  
.XX ± 0.010  
.X ± 0.030  
ANG. ± 1/2"  
REMOVE ALL BURRS AND  
SHARP EDGES .015 MAX

TITLE			USED ON:		
MAIN SLIDE ASSEMBLY			FOREST RIVER DIESEL		
SIZE	SCALE	MATERIAL			
A	1: 1	_____			
DRW BY:	DATE:	PART NAME:			
SJ	6/15/12	MAIN SLIDE-84" X 20"-360QL-FR			
APP'D BY	DATE:	PAGE:	DWG NO.:	REV:	
—	—	4 OF 4	P7795	A	

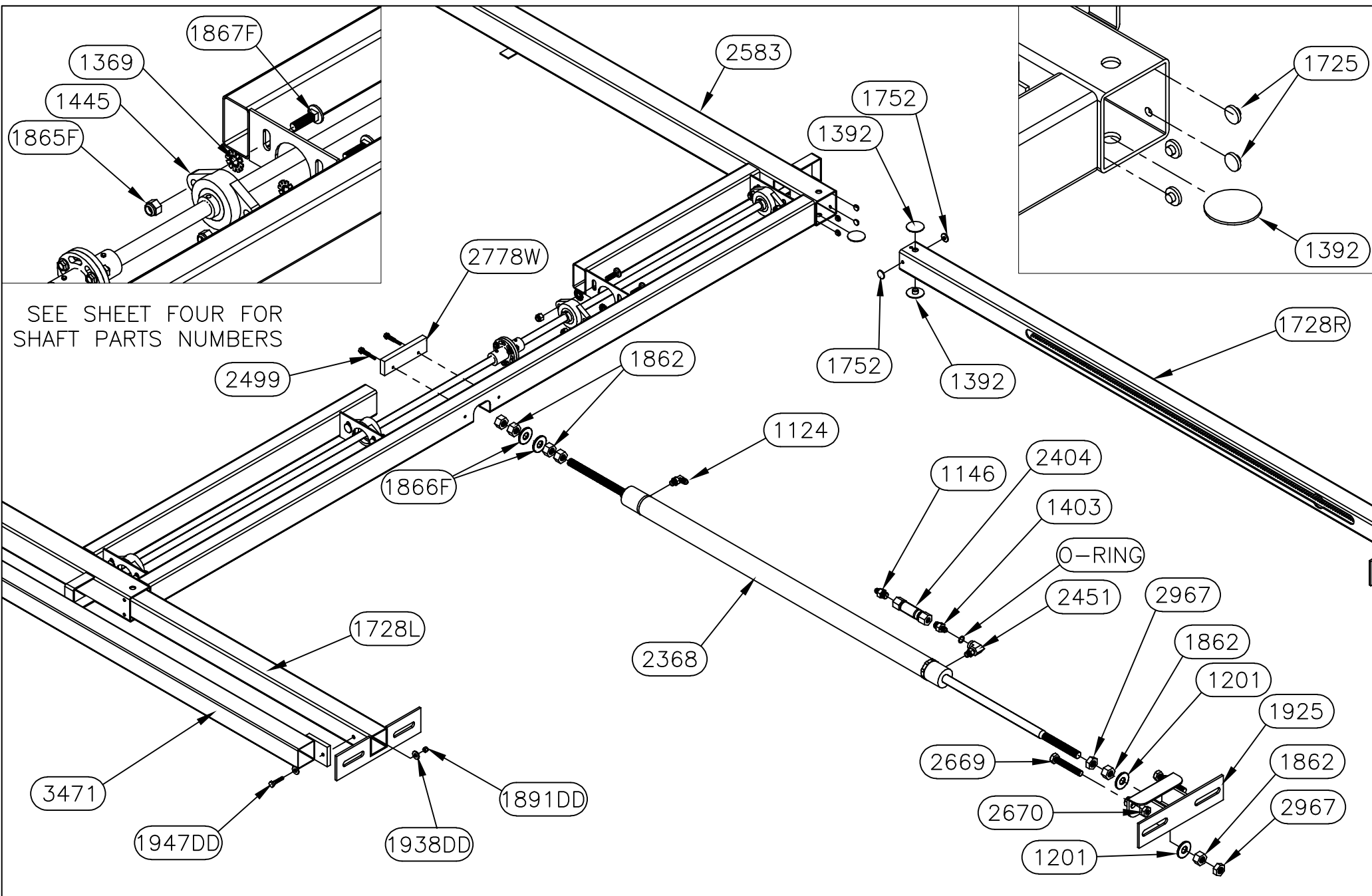
## 7796 PARTS LIST

PART#	DESCRIPTION	QUAN
1124	FITTING-#4 JIC X #4 OR MALE 90	1
1146	FITTING-#6 OR X #4 JIC ADAPT	1
1369	WASHER-3/8 EXT/INT TOOTH LOCK	8
1392	BUTTON-1.5" UHMW	6
1403	FITTING-RESTRICTOR #6 X #4	1
1445	BEARING-2 BOLT FLANGE	4
1725	BUTTON-1/2" UHMW	8
1728L	TUBE-36" DRIVE LH	1
1728R	TUBE-36" DRIVE RH	1
1730	SHAFT-5/8 X 48 1/8 COLD ROLL	1
1752	BUTTON-3/4" UHMW	4
1862	NUT-5/8-18 GR 2 FHN	6
1863F	PIN-3/16 X 1 1/4 SPRING	2
1865F	NUT-3/8-16 NYLOCK Z	8
1866F	WASHER-5/8 FLAT	4
1867F	BOLT-3/8-16 X 1 1/4 CARRIAGE ZINC	8
1891DD	NUT-1/4-20 NYLOCK	1
1925	BRACKET-CYLINDER MOUNT MAIN	1
1938DD	WASHER 1/4 FLAT	2
1947DD	BOLT-1/4-20 X 1 1/4 HHCS	1
2368	CYLINDER-SLIDE 1 3/8" X 32"	1
2404	VALVE-ANTI CREEP	1
2451	FITTING-#4 FEM X #4 O-RING 90	1
2499	SCREW-1/4 X 1 1/4 TEK	2
2539	COUPLING-5/8" TIMING SHAFT	2
2561	WASHER-5/8 STAR	1
2583	FRAME-84" MAIN SLIDE FRAME-FR	1
2593	SCREW-1/4-20 X FLANGE	3
2594	NUT-1/4-20 FLANGE	3
2669	BOLT-1/2-13 X 3 TAP GR 5	2
2670	NUT-1/2-13 JAM NUT	2
2778W	GUARD-CYLINDER ROD	1
2853	SHAFT-5/8 X 33 3/8 COLD ROLL	1
2967	NUT-5/8-18 HEX JAM NUT	2
3471	TUBE-ELECTRIC CORD-2" SQUARE	1



**Warranty authorization must come directly from Equalizer Systems. (800) 846-9659.**

<b>Equalizer</b> 55169 COUNTY ROAD 3 ELKHART, IN 46515	#	REVISIONS	BY:	DATE:	UNLESS OTHERWISE SPECIFIED:	TITLE	USED ON:
	A	CHANGED E-CORD FROM 3283 TO 3471	SJ	2/13/18	TOLERANCES: .XXX ± 0.010 .XX ± 0.010 .X ± 0.030 ANG. ± 1/2"	MAIN SLIDE ASSEMBLY	FOREST RIVER DIESEL
NOTICE - This drawing, including principles of design, is the property of Days Corporation, Elkhart, Indiana, with the agreement that it is not to be reproduced, copied, or loaned in any manner that may constitute a detriment directly or indirectly to Days Corporation. Acceptance of this will be construed as an agreement of the above.					REMOVE ALL BURRS AND SHARP EDGES .015 MAX	SIZE SCALE MATERIAL	
						DRW BY: DATE:	
						SJ 6/15/12	PART NAME:
						APP'D BY: DATE:	MAIN SLIDE-84" X 32"-FR QL
						- -	PAGE: 1 OF 4
							DWG NO.: P7796
							REV: A



*Equalizer*

55169 COUNTY ROAD 3  
ELKHART, IN 46515

#	REVISIONS	BY:	DATE:
A	CHANGED E-CORD FROM 3283 TO 3471	SJ	2/13/18

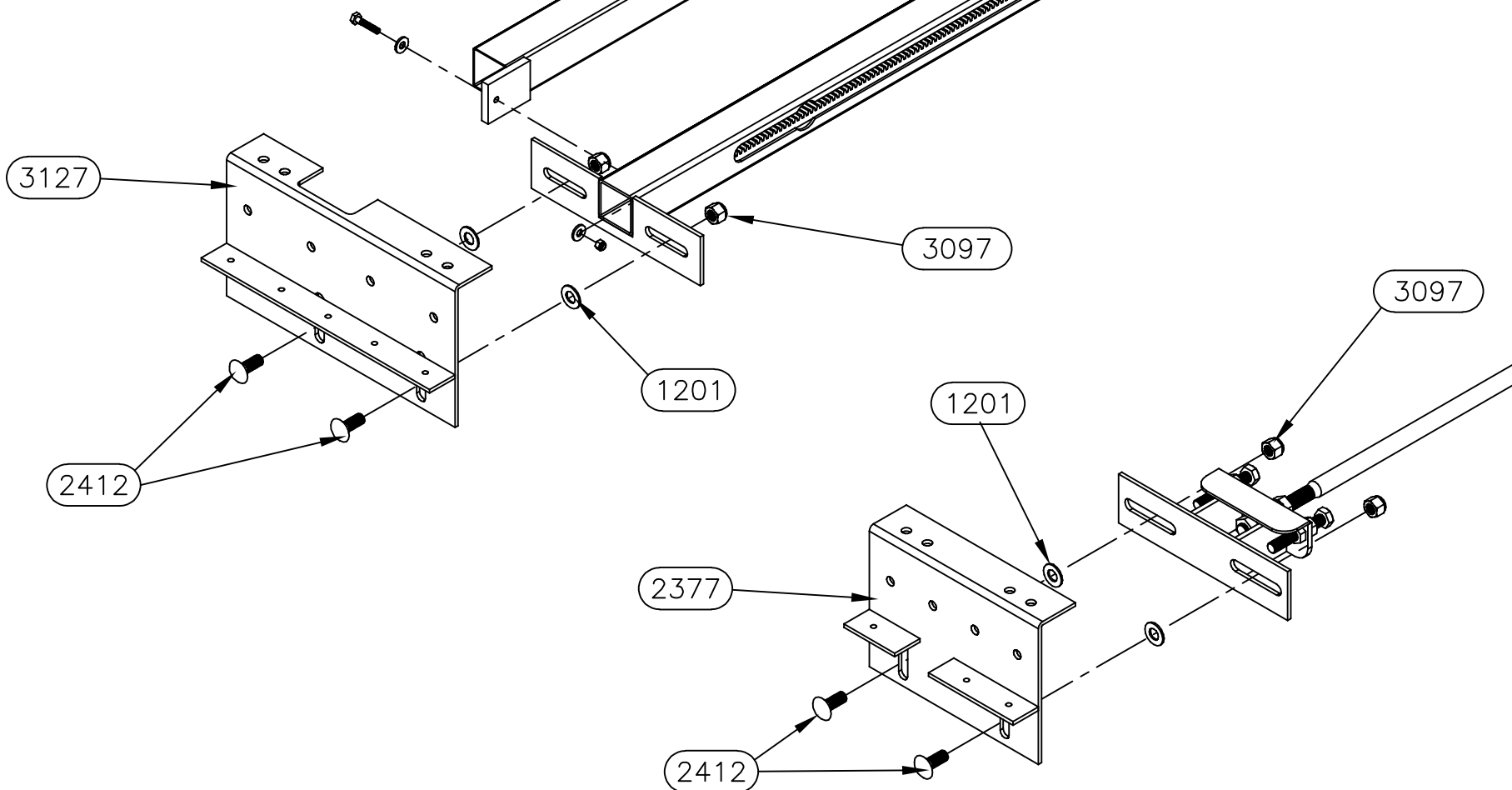
UNLESS OTHERWISE  
SPECIFIED:  
TOLERANCES:  
.XXX ± 0.010  
.XX ± 0.010  
.X ± 0.030  
ANG. ± 1/2"  
REMOVE ALL BURRS AND  
SHARP EDGES .015 MAX

TITLE			USED ON:		
MAIN SLIDE ASSEMBLY			FOREST RIVER DIESEL		
SIZE	SCALE	MATERIAL			
A	1: 1				
DRW BY:	DATE:	PART NAME:			
SJ	6/15/12	MAIN SLIDE-84" X 32"-FR QL			
APP'D BY:	DATE:	PAGE:	DWG NO.:	REV:	
		2 OF 4	P7796	A	

NOTICE - This drawing, including principles of design, is the property of Days Corporation, Elkhart, Indiana, with the agreement that it is not to be reproduced, copied, or loaned in any manner that may constitute a detriment directly or indirectly to Days Corporation. Acceptance of this will be construed as an agreement of the above.

# 7796HD PARTS LIST

PART#	DESCRIPTION	QUAN
1201	WASHER-1/2 SAE FLAT ZINC	6
2377	PLATE-ROOM MOUNT PLATE-FR DIN	2
2412	BOLT-1/2-13 X 1 1/4 G5 ZINC CARRIAGE	6
3097	NUT-1/2-13 NYLOCK	6
3127	PLATE-ROOM MOUNT PLATE-FR DIN 360QL	1



*Equalizer*

55169 COUNTY ROAD 3  
ELKHART, IN 46515

#  
A

## REVISIONS

CHANGED E-CORD FROM 3283 TO 3471

BY:

SJ

DATE:

2/13/18

UNLESS OTHERWISE

SPECIFIED:

TOLERANCES:

.XXX ± 0.010

.XX ± 0.010

.X ± 0.030

ANG. ± 1/2°

REMOVE ALL BURRS AND

SHARP EDGES .015 MAX

TITLE

MAIN SLIDE ASSEMBLY

USED ON:

FOREST RIVER DIESEL

SIZE

SCALE

MATERIAL

A

1: 1

DRW BY:

SJ

DATE:

6/15/12

PART NAME:

MAIN SLIDE-84" X 32"-FR QL

PAGE:

3 OF 4

DWG NO.:

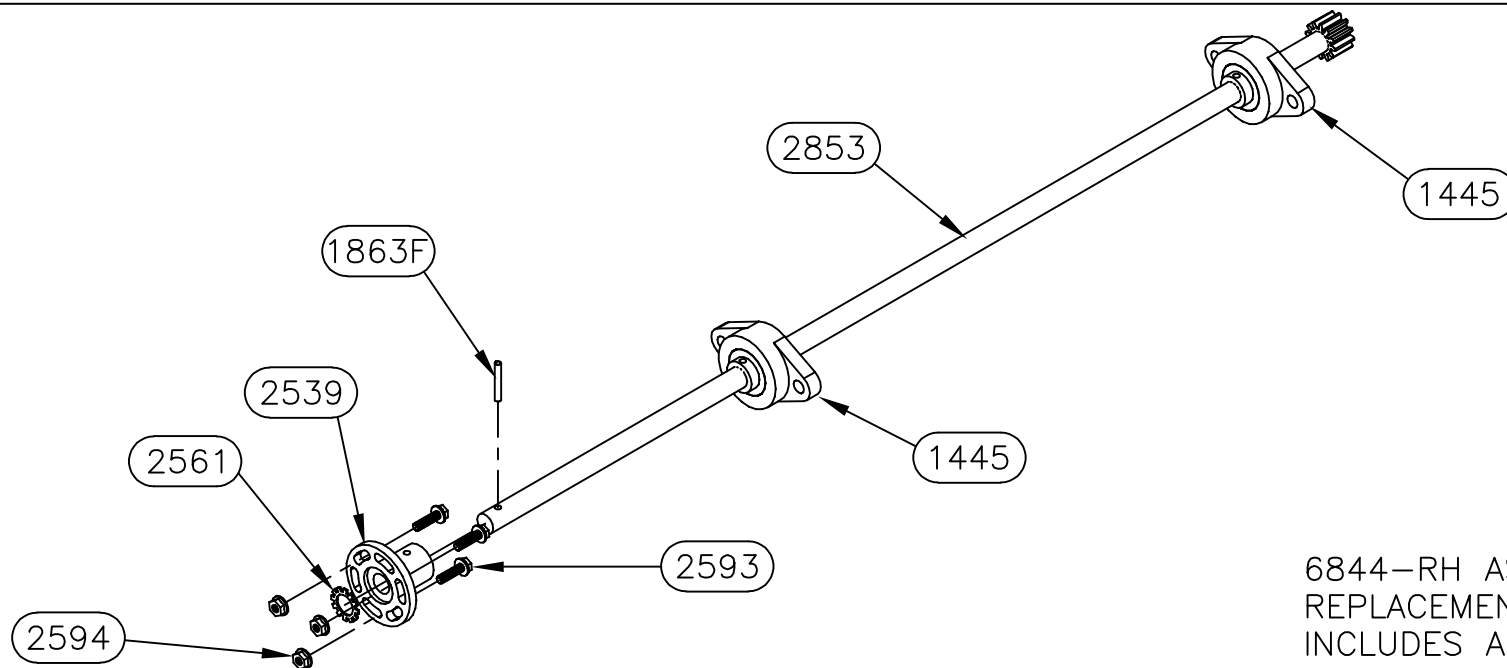
P7796

REV:

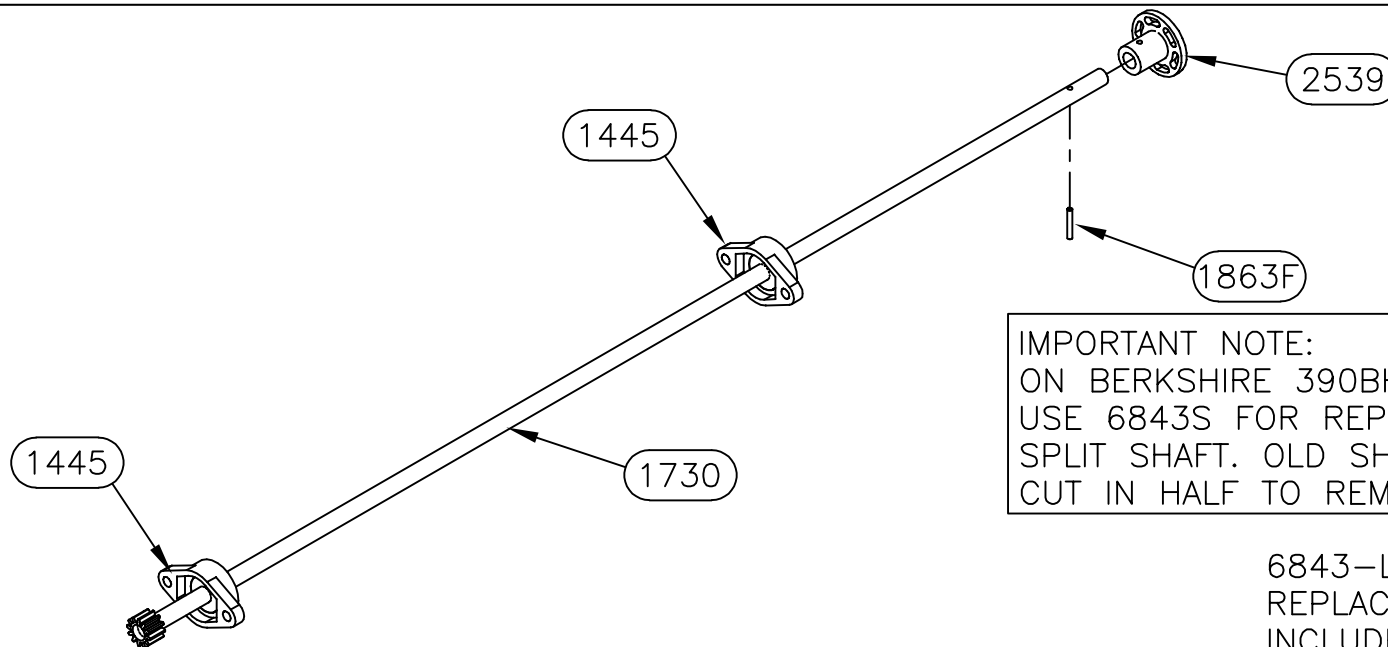
A

NOTICE - This drawing, including principles of design, is the property of Days Corporation, Elkhart, Indiana, with the agreement that it is not to be reproduced, copied, or loaned in any manner that may constitute a detriment directly or indirectly to Days Corporation. Acceptance of this will be construed as an agreement of the above.





6844-RH ASSEMBLY (7293)  
REPLACEMENT SHAFT ASSEMBLY  
INCLUDES ALL PARTS SHOWN



IMPORTANT NOTE:  
ON BERKSHIRE 390BH IT IS NECESSARY TO  
USE 6843S FOR REPLACEMENT. THIS IS A  
SPLIT SHAFT. OLD SHAFT WILL HAVE TO BE  
CUT IN HALF TO REMOVE.

6843-LH ASSEMBLY (7293)  
REPLACEMENT SHAFT ASSEMBLY  
INCLUDES ALL PARTS SHOWN

*Equalizer*

55169 COUNTY ROAD 3  
ELKHART, IN 46515

#	REVISIONS	BY:	DATE:
A	CHANGED E-CORD FROM 3283 TO 3471	SJ	2/13/18

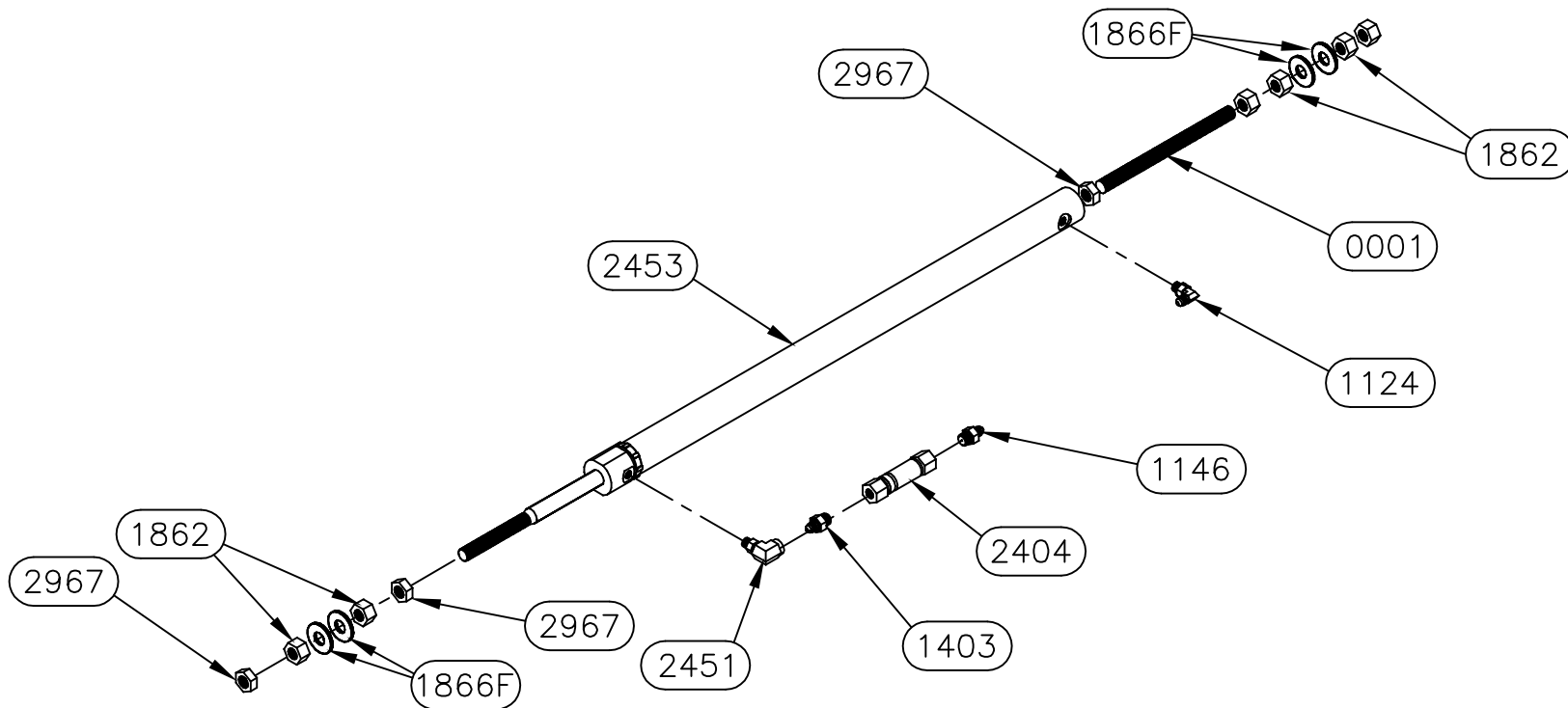
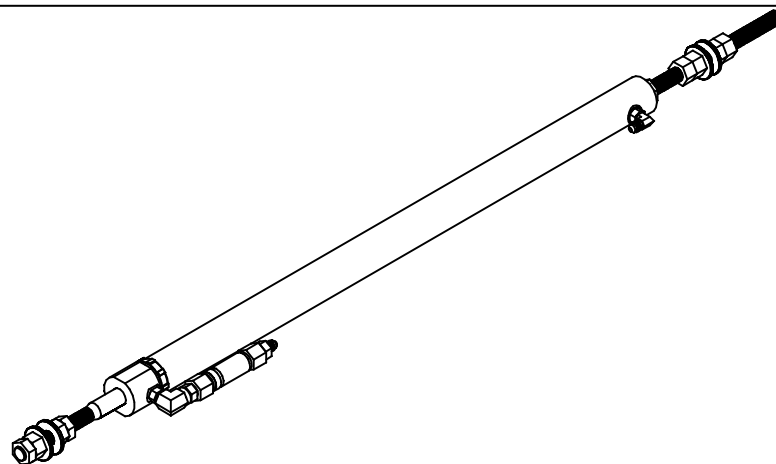
UNLESS OTHERWISE  
SPECIFIED:  
TOLERANCES:  
.XXX ± 0.010  
.XX ± 0.010  
.X ± 0.030  
ANG. ± 1/2°  
REMOVE ALL BURRS AND  
SHARP EDGES .015 MAX

TITLE	USED ON:
MAIN SLIDE ASSEMBLY	FOREST RIVER DIESEL
SIZE SCALE MATERIAL	
A 1: 1	
DRW BY: DATE:	PART NAME:
SJ 6/15/12	MAIN SLIDE-84" X 32"-FR QL
APP'D BY DATE:	PAGE: DWG NO.: REV:
- -	4 OF 4 P7796 A

NOTICE - This drawing, including principles of design, is the property of Days Corporation, Elkhart, Indiana, with the agreement that it is not to be reproduced, copied, or loaned in any manner that may constitute a detriment directly or indirectly to Days Corporation. Acceptance of this will be construed as an agreement of the above.

## 7889 PARTS LIST

PART#	DESCRIPTION	QUAN
1124	FITTING-#4 JIC X #4 OR MALE 90	1
1146	FITTING-#6 OR X #4 JIC ADAPT	1
1403	FITTING-RESTRICTOR #6 X #4	1
1862	NUT-5/8-18 GR 2 FHN	6
1866F	WASHER-5/8 FLAT	4
2404	VALVE-ANTI CREEP	1
2451	FITTING-#4 FEM X #4 O-RING 90	1
2453	CYLINDER-SLIDE 1 3/8" BORE X 24"	1
2967	NUT-5/8-18 HEX JAM NUT	3
0001	ATR-5/8-18 X 8 1/4" LONG	1



**Warranty authorization must come directly from Equalizer Systems. (800) 846-9659.**

*Equalizer*

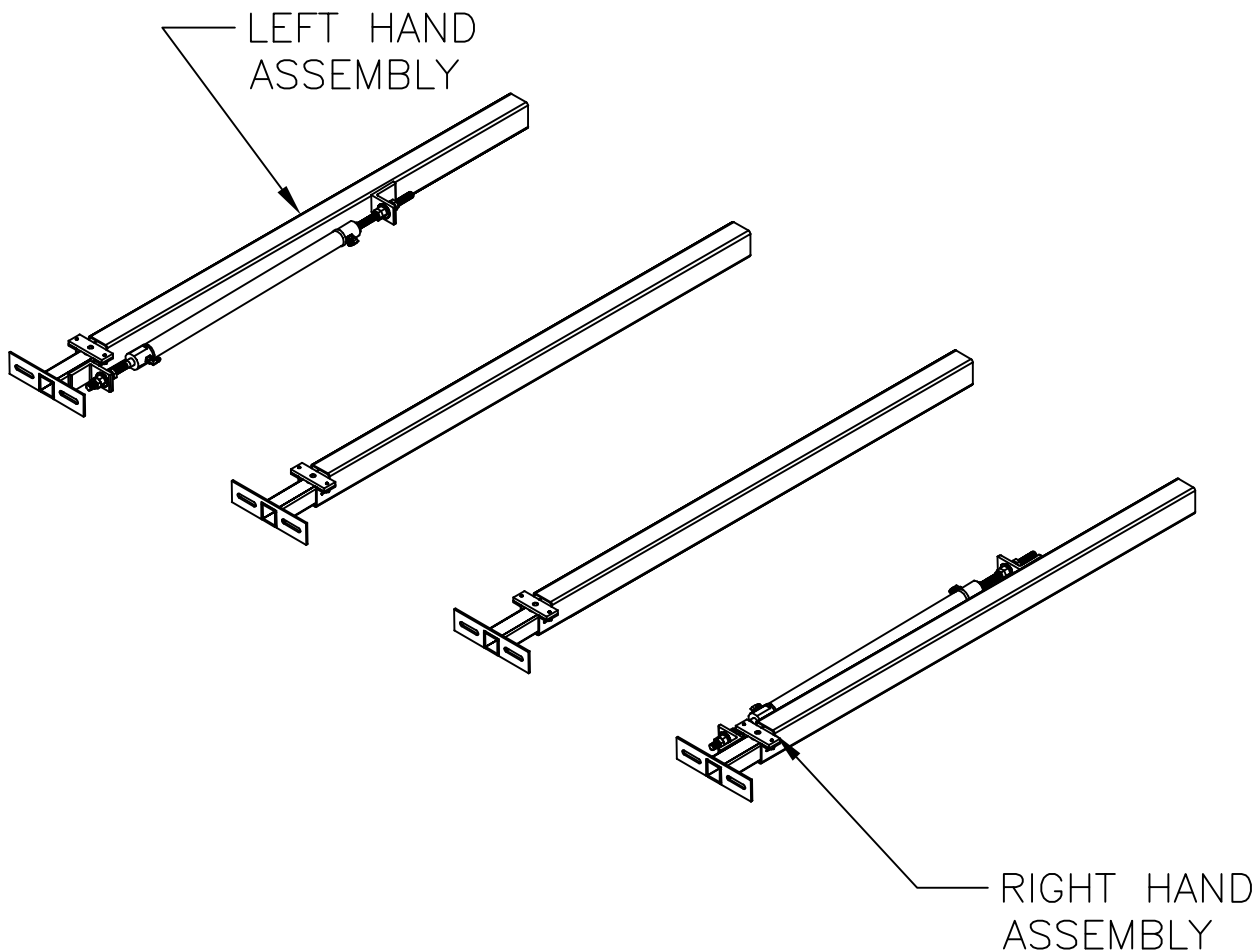
55169 COUNTY ROAD 3  
ELKHART, IN 46515

#	REVISIONS	BY:	DATE:
A	Removed stop tube.	SJ	3/13/14

NOTICE - This drawing, including principles of design, is the property of Days Corporation, Elkhart, Indiana, with the agreement that it is not to be reproduced, copied, or loaned in any manner that may constitute a detriment directly or indirectly to Days Corporation. Acceptance of this will be construed as an agreement of the above.

UNLESS OTHERWISE SPECIFIED:  
TOLERANCES:  
.XXX ± 0.010  
.XX ± 0.010  
.X ± 0.030  
ANG. ± 1/2"  
REMOVE ALL BURRS AND SHARP EDGES .015 MAX

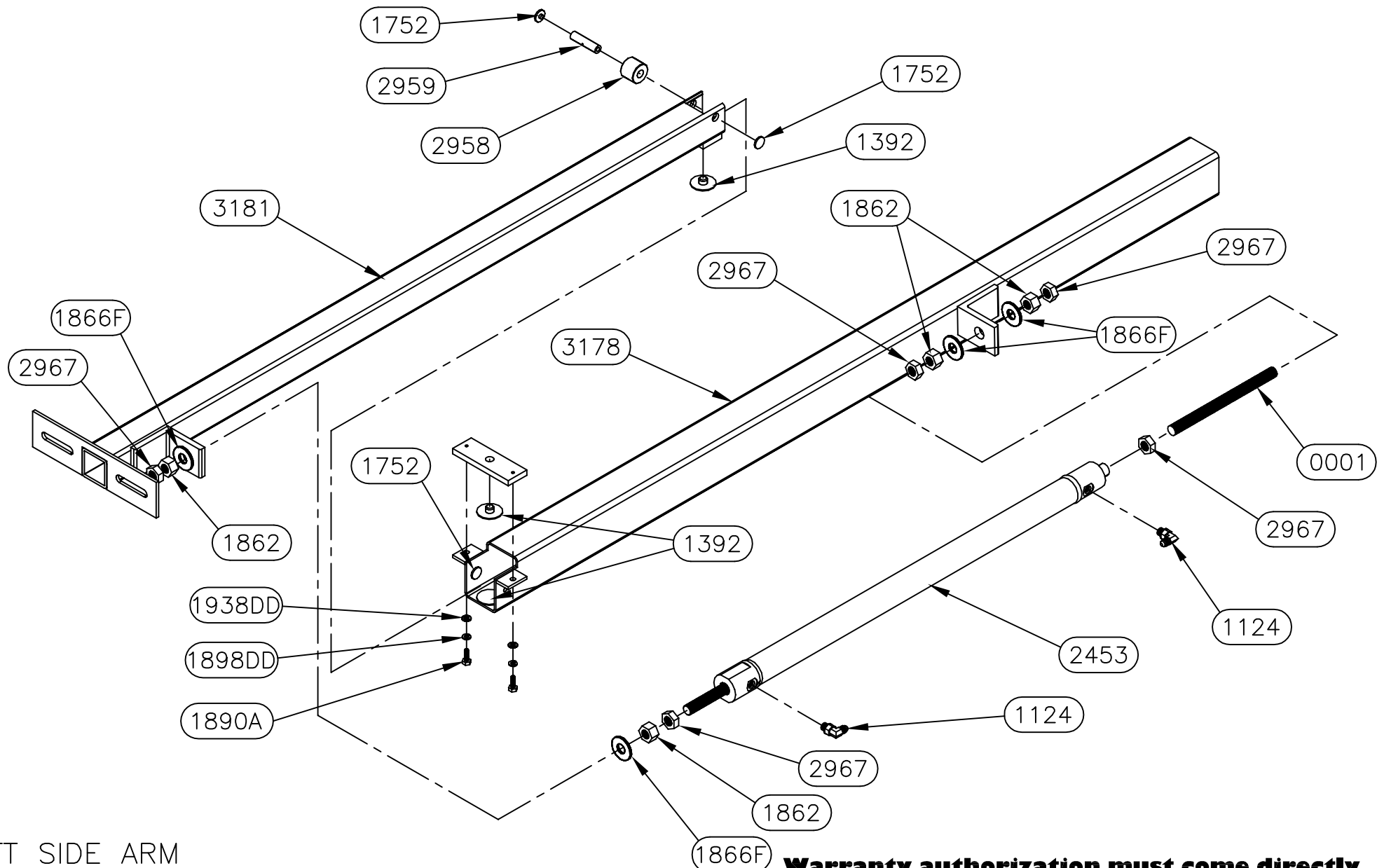
TITLE MAIN SLIDE CYLINDER		USED ON: NORCO SLIDE-FR	
SIZE A	SCALE 1: 1	MATERIAL	
DRW BY: SJ	DATE: 10/9/13	PART NAME: SLIDE CYL-24" W/ ANTI CREEP-FR	
APP'D BY -	DATE: -	PAGE: 1 OF 1	DWG NO.: P7889
			REV: A

[illegible]

**Warranty authorization must come directly from Equalizer Systems. (800) 846-9659.**

<i>Equalizer</i> 55169 COUNTY ROAD 3 ELKHART, IN 46515	#	REVISIONS	BY:	DATE:	UNLESS OTHERWISE SPECIFIED:	TITLE		USED ON:		
					TOLERANCES:	MAIN SLIDE ASSEMBLY		FOREST RIVER DIESEL		
					.XXX ± 0.010	SIZE	SCALE	MATERIAL		
					.XX ± 0.010	A	1: 1			
					.X ± 0.030	DRW BY:	DATE:	PART NAME:		
					ANG. ± 1/2'	SJ	7/15/14	SLIDE-24" FLUSH-4 ARM		
NOTICE - This drawing, including principles of design, is the property of Days Corporation, Elkhart, Indiana, with the agreement that it is not to be reproduced, copied, or loaned in any manner that may constitute a detriment directly or indirectly to Days Corporation. Acceptance of this will be construed as an agreement of the above.					REMOVE ALL BURRS AND SHARP EDGES .015 MAX	APP'D BY	DATE:	PAGE:	DWG NO.:	REV:
						-	-	1 OF 4	P7900	-





# LEFT SIDE ARM ASSEMBLY

**Warranty authorization must come directly  
from Equalizer Systems. (800) 846-9659.**

*Equalizer*

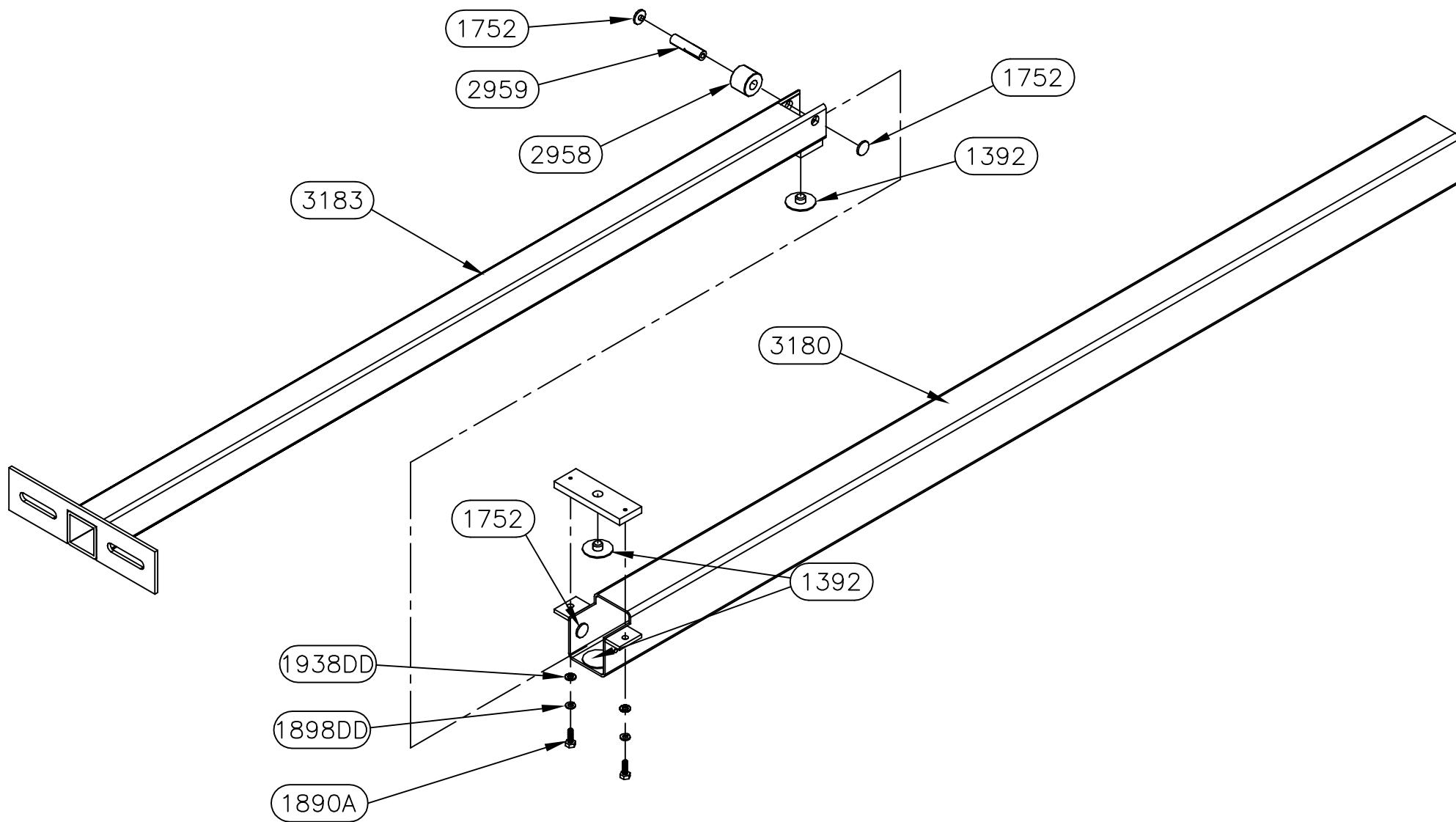
55169 COUNTY ROAD 3  
ELKHART, IN 46515

NOTICE - This drawing, including principles of design, is the property of Days Corporation, Elkhart, Indiana, with the agreement that it is not to be reproduced, copied, or loaned in any manner that may constitute a detriment directly or indirectly to Days Corporation. Acceptance of this will be construed as an agreement of the above.

#	REVISIONS	BY:	DATE:

UNLESS OTHERWISE  
SPECIFIED:  
TOLERANCES:  
.XXX ± 0.010  
.XX ± 0.010  
.X ± 0.030  
ANG. ± 1/2"  
REMOVE ALL BURRS AND  
SHARP EDGES .015 MAX

TITLE MAIN SLIDE ASSEMBLY		USED ON: FOREST RIVER DIESEL	
SIZE A	SCALE 1: 1	MATERIAL	
DRW BY: SJ	DATE: 7/15/14	PART NAME: SLIDE-24" FLUSH-4 ARM	
APP'D BY -	DATE: -	PAGE: 3 OF 4	DWG NO.: P7900
		REV:	-



# CENTER ARM ASSEMBLY

**Warranty authorization must come directly  
from Equalizer Systems. (800) 846-9659.**

*Equalizer*

55169 COUNTY ROAD 3  
ELKHART, IN 46515

NOTICE - This drawing, including principles of design, is the property of Days Corporation, Elkhart, Indiana, with the agreement that it is not to be reproduced, copied, or loaned in any manner that may constitute a detriment directly or indirectly to Days Corporation. Acceptance of this will be construed as an agreement of the above.

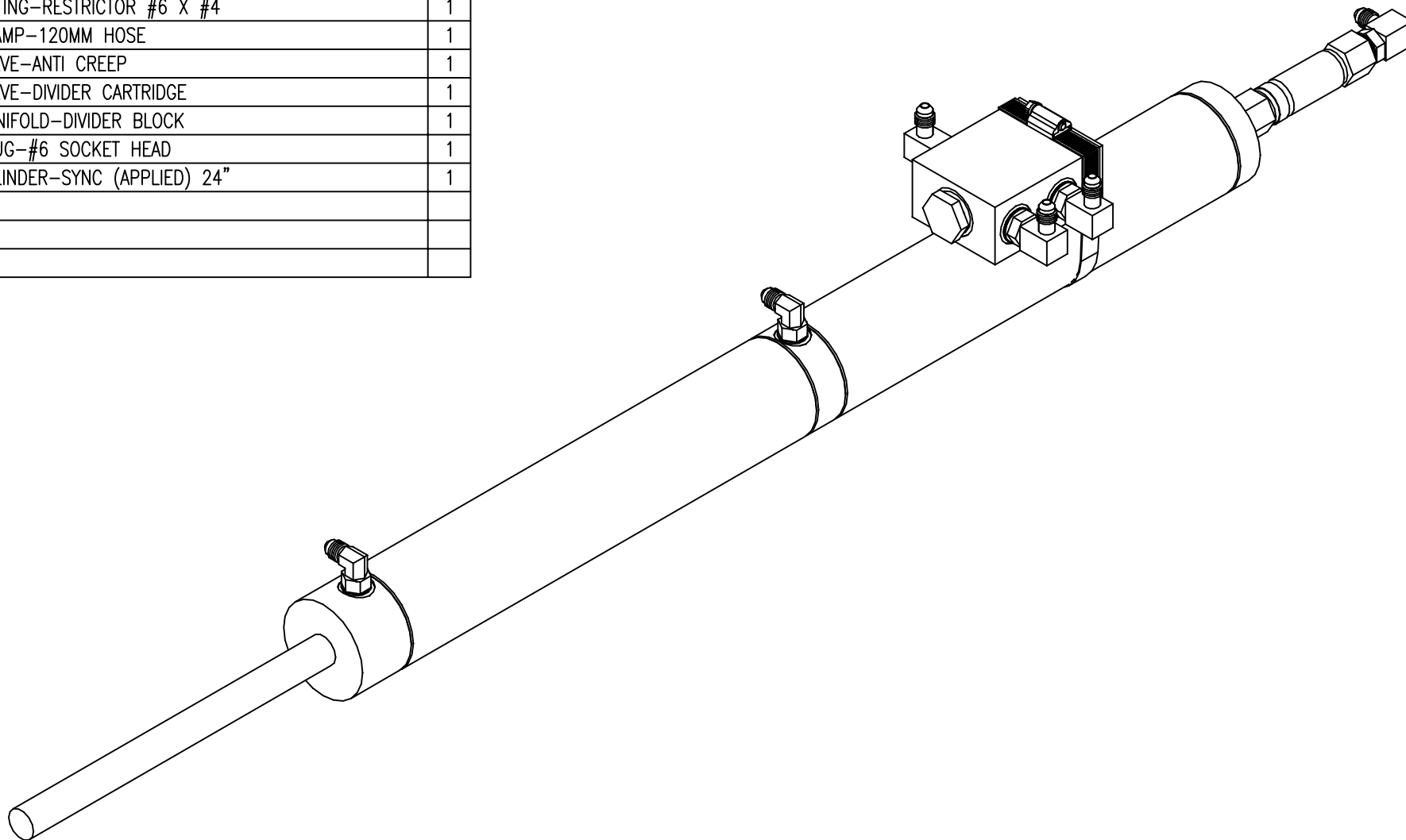
#	REVISIONS	BY:	DATE:

UNLESS OTHERWISE  
SPECIFIED:  
TOLERANCES:  
.XXX ± 0.010  
.XX ± 0.010  
.X ± 0.030  
ANG. ± 1/2"  
REMOVE ALL BURRS AND  
SHARP EDGES .015 MAX

TITLE MAIN SLIDE ASSEMBLY		USED ON: FOREST RIVER DIESEL	
SIZE A	SCALE 1: 1	MATERIAL 	
DRW BY: SJ	DATE: 7/15/14	PART NAME: SLIDE-24" FLUSH-4 ARM	
APP'D BY -	DATE: -	PAGE: 4 OF 4	DWG NO.: P7900
REV: -			

## 7903 PARTS LIST

PART#	DESCRIPTION	QUAN
1109	FITTING-#6 OR X #4 JIC MALE 90	4
1124	FITTING-#4 JIC X #4 OR MALE 90	2
1403	FITTING-RESTRICTOR #6 X #4	1
1859A	CLAMP-120MM HOSE	1
2404	VALVE-ANTI CREEP	1
2534	VALVE-DIVIDER CARTRIDGE	1
2541	MANIFOLD-DIVIDER BLOCK	1
2551	PLUG-#6 SOCKET HEAD	1
2579	CYLINDER-SYNC (APPLIED) 24"	1



**Warranty authorization must come directly from Equalizer Systems. (800) 846-9659.**

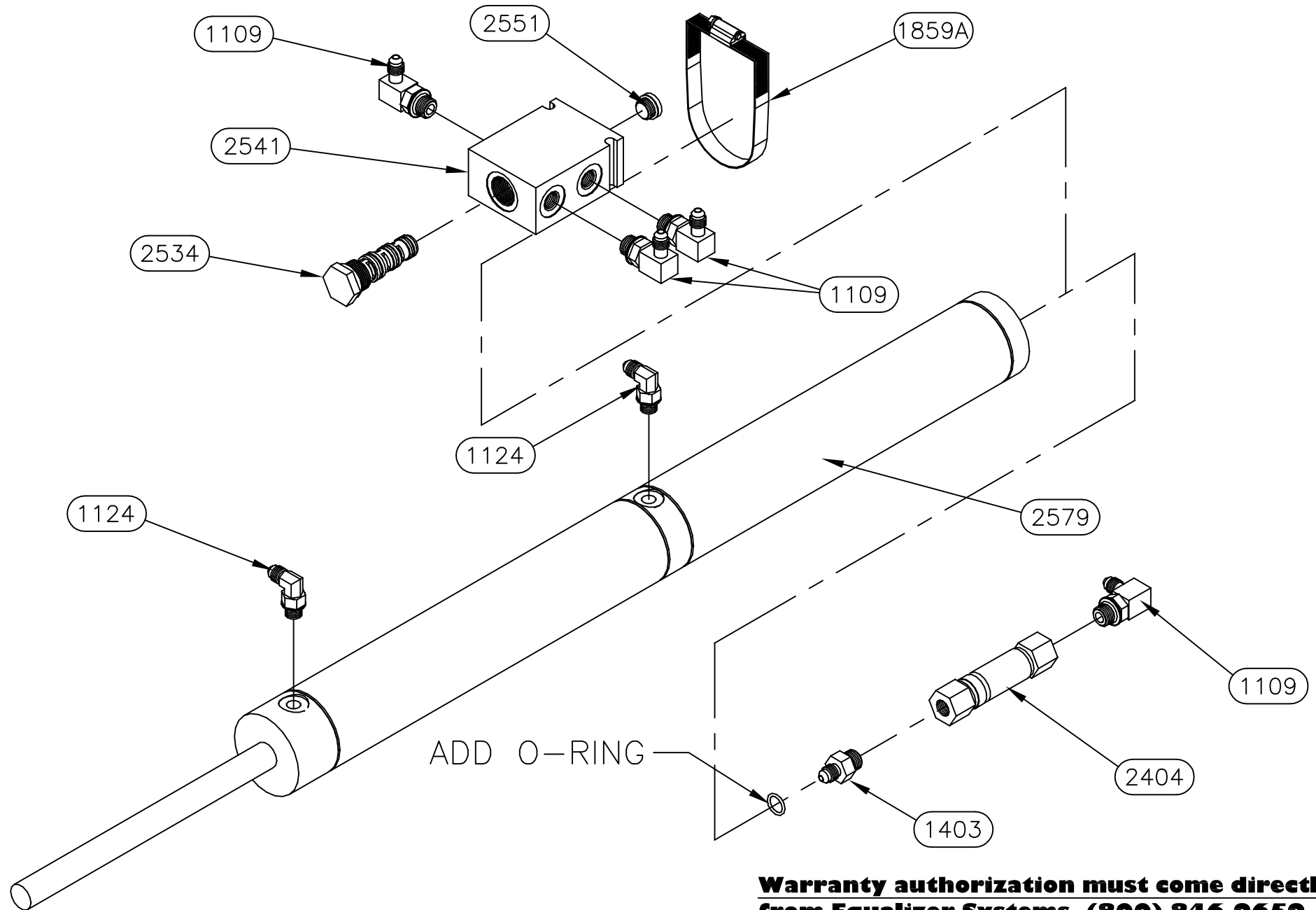
*Equalizer*

55169 COUNTY ROAD 3  
ELKHART, IN 46515

NOTICE - This drawing, including principles of design, is the property of Days Corporation, Elkhart, Indiana, with the agreement that it is not to be reproduced, copied, or loaned in any manner that may constitute a detriment directly or indirectly to Days Corporation. Acceptance of this will be construed as an agreement of the above.

#	REVISIONS	BY:	DATE:

UNLESS OTHERWISE SPECIFIED:			TITLE		USED ON:	
TOLERANCES:			SYNC CYLINDER ASSEMBLY		FULL WALL-FRD	
.XXX ± 0.010			SIZE	SCALE	MATERIAL	
.XX ± 0.010			A	1: 1		
.X ± 0.030			DRW BY:	DATE:	PART NAME:	
ANG. ± 1/2"			SJ	7/22/14	CYLINDER-SYNC W/DIVIDER 24"-FR	
REMOVE ALL BURRS AND SHARP EDGES .015 MAX			APP'D BY	DATE:	PAGE:	DWG NO.:
			-	-	1 OF 2	P7903
						REV:
						-



**Warranty authorization must come directly from Equalizer Systems. (800) 846-9659.**

*Equalizer*

55169 COUNTY ROAD 3  
ELKHART, IN 46515

NOTICE - This drawing, including principles of design, is the property of Days Corporation, Elkhart, Indiana, with the agreement that it is not to be reproduced, copied, or loaned in any manner that may constitute a detriment directly or indirectly to Days Corporation. Acceptance of this will be construed as an agreement of the above.

#	REVISIONS	BY:	DATE:

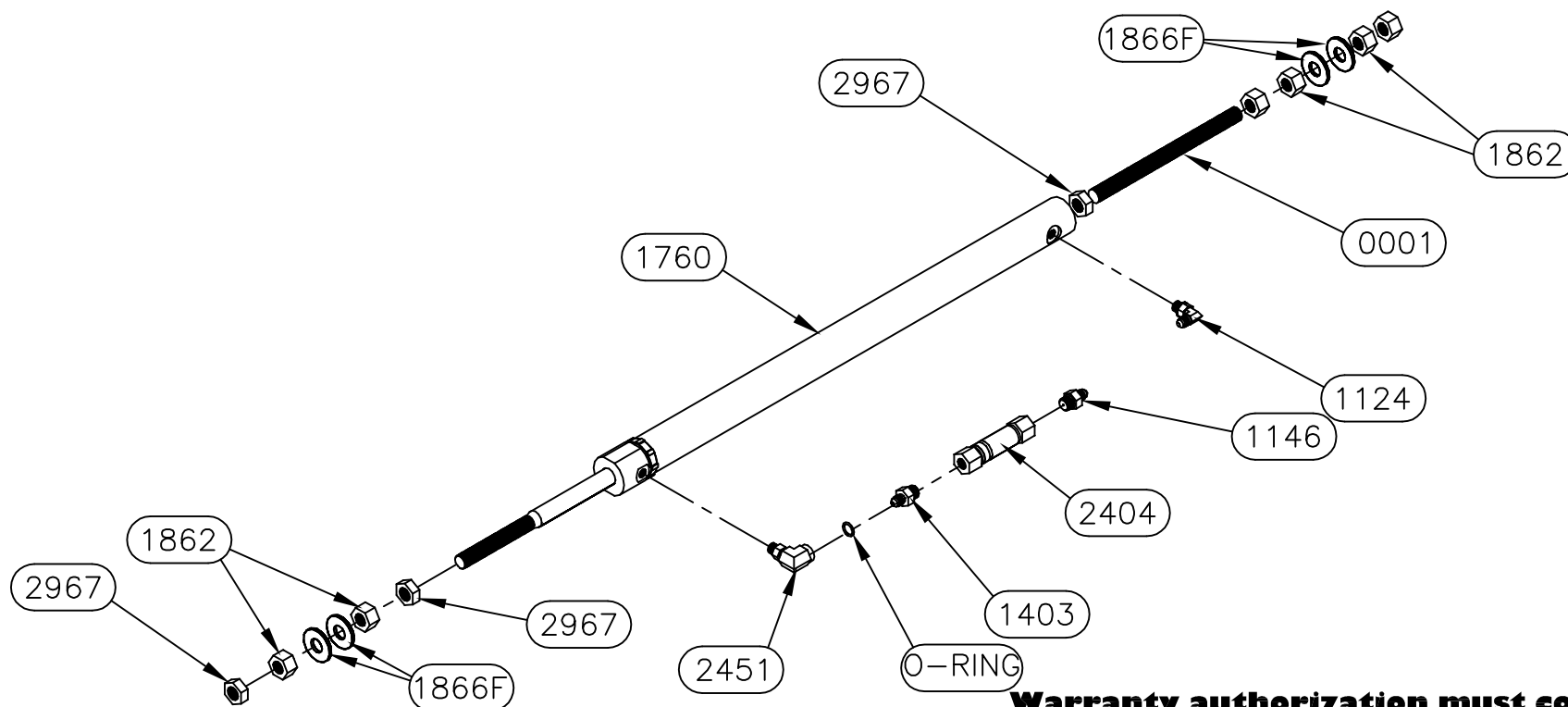
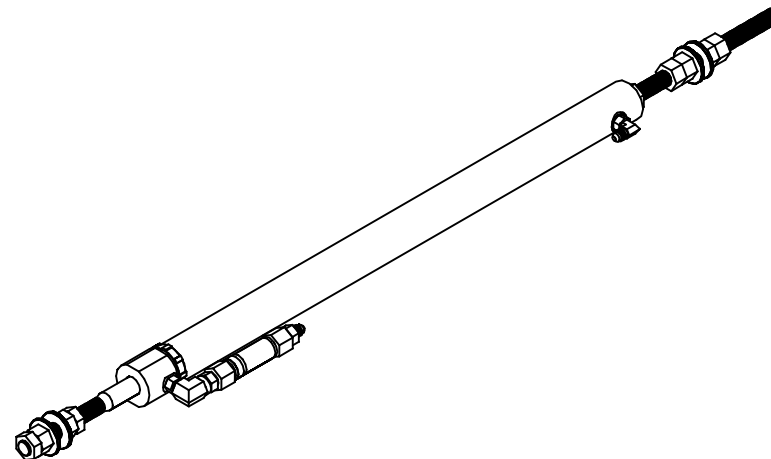
UNLESS OTHERWISE  
SPECIFIED:  
TOLERANCES:  
.XXX ± 0.010  
.XX ± 0.010  
.X ± 0.030  
ANG. ± 1/2"  
REMOVE ALL BURRS AND  
SHARP EDGES .015 MAX

TITLE SYNC CYLINDER ASSEMBLY	USED ON: FULL WALL-FRD
SIZE A	SCALE 1: 1
DRW BY: SJ	DATE: 7/22/14
APP'D BY: -	DATE: -
PART NAME: CYLINDER-SYNC W/DIVIDER 24"-FR	PAGE: 2 OF 2
DWG NO.: P7903	REV: -



## 7926 PARTS LIST

PART#	DESCRIPTION	QUAN
1124	FITTING-#4 JIC X #4 OR MALE 90	1
1146	FITTING-#6 OR X #4 JIC ADAPT	1
1403	FITTING-RESTRICTOR #6 X #4	1
1760	CYLINDER-SLIDE 1 3/8" BORE X 20"	1
1862	NUT-5/8-18 GR 2 FHN	6
1866F	WASHER-5/8 FLAT	4
2404	VALVE-ANTI CREEP	1
2451	FITTING-#4 FEM X #4 O-RING 90	1
2967	NUT-5/8-18 HEX JAM NUT	3
0001	ATR-5/8-18 X 8 1/4" LONG	1



**Warranty authorization must come directly from Equalizer Systems. (800) 846-9659.**

*Equalizer*

55169 COUNTY ROAD 3  
ELKHART, IN 46515

NOTICE - This drawing, including principles of design, is the property of Days Corporation, Elkhart, Indiana, with the agreement that it is not to be reproduced, copied, or loaned in any manner that may constitute a detriment directly or indirectly to Days Corporation. Acceptance of this will be construed as an agreement of the above.

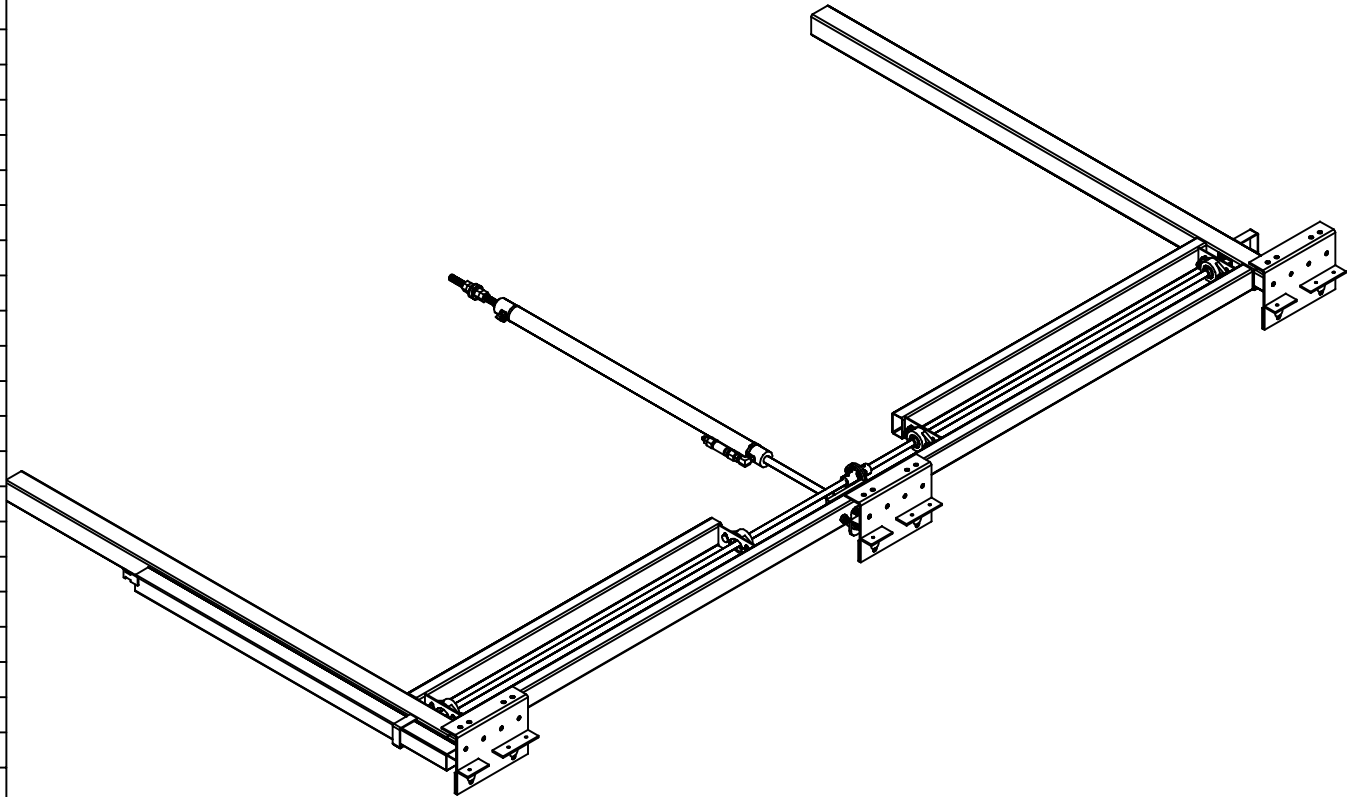
#	REVISIONS	BY:	DATE:

UNLESS OTHERWISE  
SPECIFIED:  
TOLERANCES:  
.XXX ± 0.010  
.XX ± 0.010  
.X ± 0.030  
ANG. ± 1/2"  
REMOVE ALL BURRS AND  
SHARP EDGES .015 MAX

TITLE MAIN SLIDE CYLINDER		USED ON: NORCO SLIDE-FR	
SIZE A	SCALE 1:1	MATERIAL	
DRW BY: SJ	DATE: 4/17/14	PART NAME: SLIDE CYL-20" W/ ANTI CREEP-FR	
APP'D BY -	DATE: -	PAGE: 1 OF 1	DWG NO.: P7926
		REV: -	

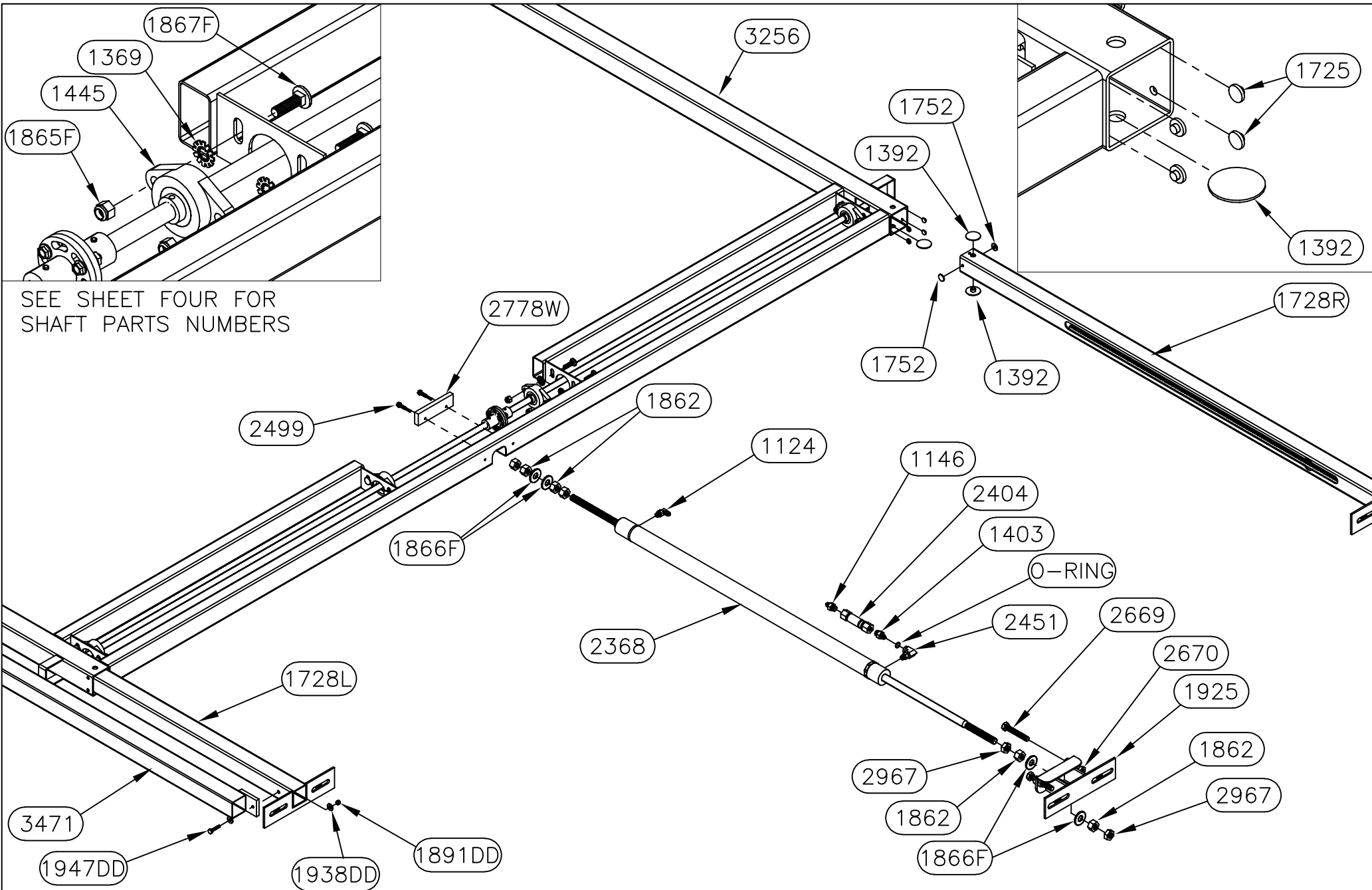
7993 PARTS LIST

PART#	DESCRIPTION	QUAN
1124	FITTING-#4 JIC X #4 OR MALE 90	1
1146	FITTING-#6 OR X #4 JIC ADAPT	1
1213	SHAFT-5/8 X 61 1/4 COLD ROLL	1
1214	SHAFT-5/8 X 54 3/16 COLD ROLL	1
1369	WASHER-3/8 EXT/INT TOOTH LOCK	8
1392	BUTTON-1.5" UHMW	6
1403	FITTING-RESTRICTOR #6 X #4	1
1445	BEARING-2 BOLT FLANGE	4
1725	BUTTON-1/2" UHMW	8
1728L	TUBE-36" DRIVE LH	1
1728R	TUBE-36" DRIVE RH	1
1752	BUTTON-3/4" UHMW	4
1862	NUT-5/8-18 GR 2 FHN	6
1863F	PIN-3/16 X 1 1/4 SPRING	2
1865F	NUT-3/8-16 NYLOCK Z	8
1866F	WASHER-5/8 FLAT	4
1867F	BOLT-3/8-16 X 1 1/4 CARRIAGE ZINC	8
1891DD	NUT-1/4-20 NYLOCK	1
1925	BRACKET-CYLINDER MOUNT MAIN	1
1938DD	WASHER 1/4 FLAT	2
1947DD	BOLT-1/4-20 X 1 1/4 HHCS	1
2368	CYLINDER-SLIDE 1 3/8" X 32"	1
2404	VALVE-ANTI CREEP	1
2451	FITTING-#4 FEM X #4 O-RING 90	1
2499	SCREW-1/4 X 1 1/4 TEK	2
2539	COUPLING-5/8" TIMING SHAFT	2
2561	WASHER-5/8 STAR	1
2593	SCREW-1/4-20 X FLANGE	3
2594	NUT-1/4-20 FLANGE	3
2669	BOLT-1/2-13 X 3 TAP GR 5	2
2670	NUT-1/2-13 JAM NUT	2
2778W	GUARD-CYLINDER ROD	1
2967	NUT-5/8-18 HEX JAM NUT	2
3256	FRAME-116.5" MAIN SLIDE FRAME-FR	1
3471	TUBE-ELECTRIC CORD-2" SQUARE	1



**Warranty authorization must come directly from Equalizer Systems. (800) 846-9659.**

<i>Equalizer</i> 55169 COUNTY ROAD 3 ELKHART, IN 46515  NOTICE - This drawing, including principles of design, is the property of Days Corporation, Elkhart, Indiana, with the agreement that it is not to be reproduced, copied, or loaned in any manner that may constitute a detriment directly or indirectly to Days Corporation. Acceptance of this will be construed as an agreement of the above.	#	REVISIONS	BY:	DATE:	UNLESS OTHERWISE SPECIFIED: TOLERANCES: .XXX ± 0.010 .XX ± 0.010 .X ± 0.030 ANG. ± 1/2"  REMOVE ALL BURRS AND SHARP EDGES .015 MAX	TITLE		USED ON:	
	A	CHANGED E-CORD TUBE TO LARGE & MOVED TO OPP SIDE	SJ	2/16/18		MAIN SLIDE ASSEMBLY		FOREST RIVER DIESEL	
	B	Added 4" to outer tubes.	SJ	7/17/19		SIZE	SCALE	MATERIAL	
						A	1: 1		
						DRW BY:	DATE:	PART NAME:	
						SJ	1/15/16	MAIN SLIDE-116.5" X 32"-FR	
						APP'D BY	DATE:	PAGE:	DWG NO.:
						-	-	1 OF 4	P7993
								REV:	B



SEE SHEET FOUR FOR  
SHAFT PARTS NUMBERS

*Equalizer*

55169 COUNTY ROAD 3  
ELKHART, IN 46515

NOTICE - This drawing, including principles of design, is the property of Days Corporation, Elkhart, Indiana, with the agreement that it is not to be reproduced, copied, or loaned in any manner that may constitute a detriment directly or indirectly to Days Corporation. Acceptance of this will be construed as an agreement of the above.

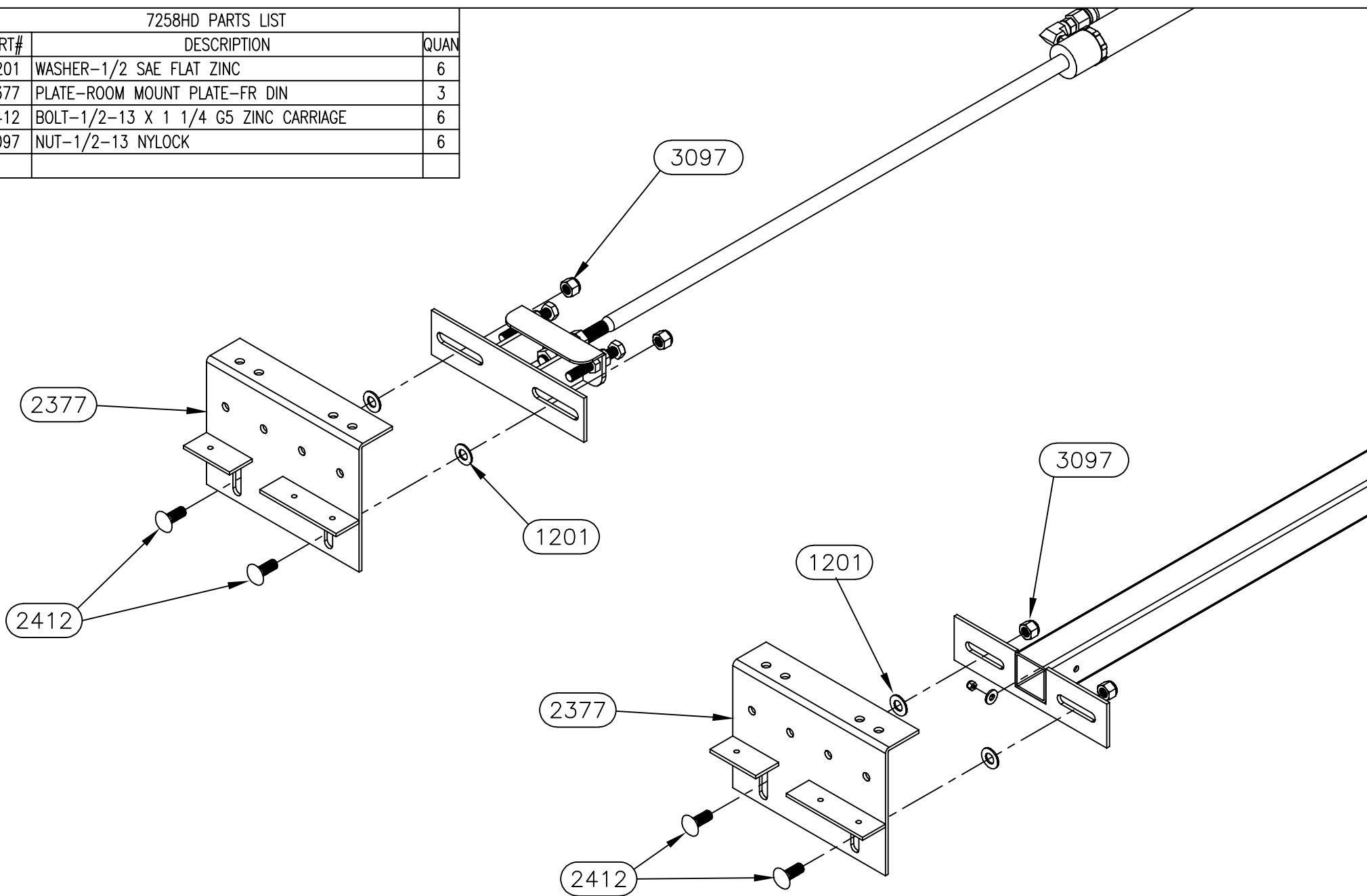
#	REVISIONS	BY:	DATE:
A	CHANGED E-CORD TUBE TO LARGE & MOVED TO OPP SIDE	SJ	2/16/18
B	Added 4" to outer tubes.	SJ	7/17/19

UNLESS OTHERWISE  
SPECIFIED:  
TOLERANCES:  
.XXX ± 0.010  
.XX ± 0.010  
.X ± 0.030  
ANG. ± 1/2"  
REMOVE ALL BURRS AND  
SHARP EDGES .015 MAX

TITLE	USED ON:
MAIN SLIDE ASSEMBLY	FOREST RIVER DIESEL
SIZE SCALE MATERIAL	
A 1: 1	
DRW BY: DATE:	PART NAME:
SJ 1/15/16	MAIN SLIDE-116.5" X 32"-FR
APP'D BY: DATE:	PAGE: DWG NO.: REV:
- -	2 OF 4 P7993 B

# 7258HD PARTS LIST

PART#	DESCRIPTION	QUAN
1201	WASHER-1/2 SAE FLAT ZINC	6
2377	PLATE-ROOM MOUNT PLATE-FR DIN	3
2412	BOLT-1/2-13 X 1 1/4 G5 ZINC CARRIAGE	6
3097	NUT-1/2-13 NYLOCK	6



*Equalizer*

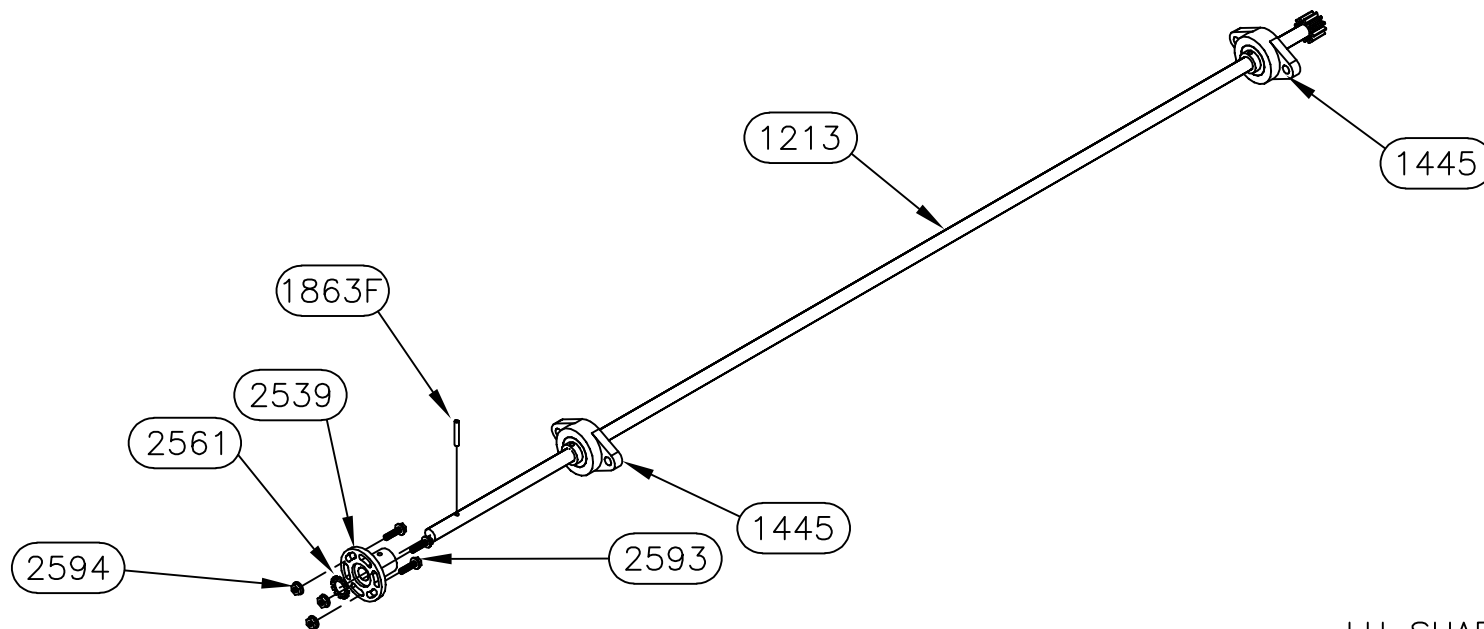
55169 COUNTY ROAD 3  
ELKHART, IN 46515

NOTICE - This drawing, including principles of design, is the property of Days Corporation, Elkhart, Indiana, with the agreement that it is not to be reproduced, copied, or loaned in any manner that may constitute a detriment directly or indirectly to Days Corporation. Acceptance of this will be construed as an agreement of the above.

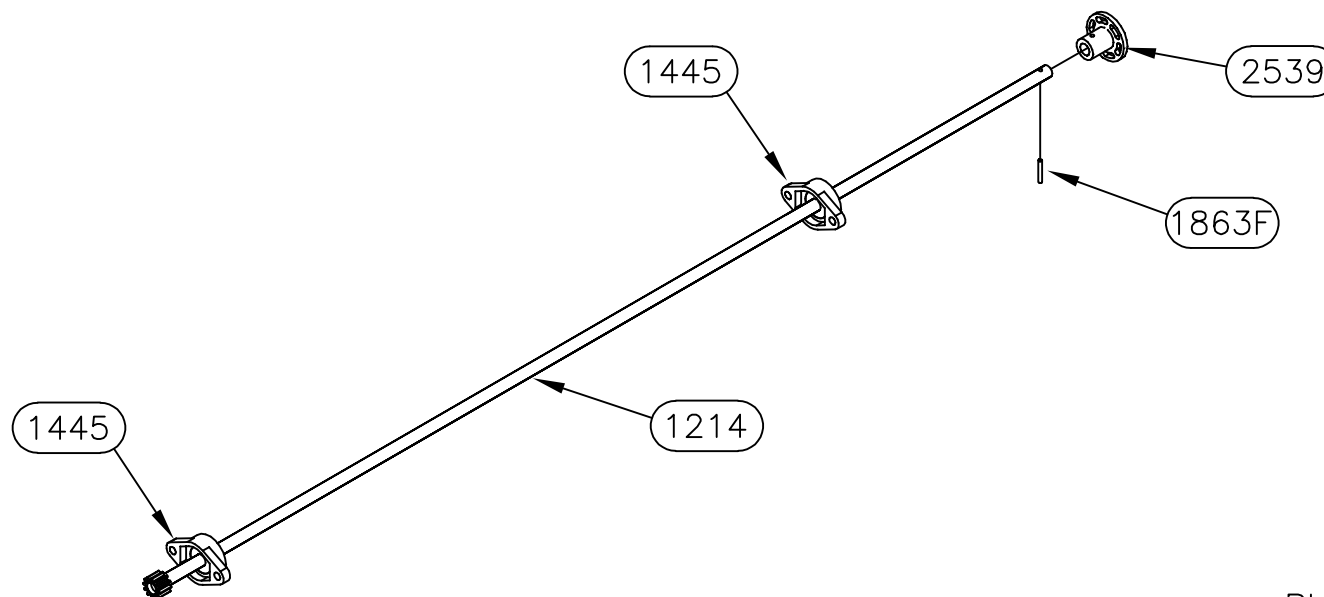
#	REVISIONS	BY:	DATE:
A	CHANGED E-CORD TUBE TO LARGE & MOVED TO OPP SIDE	SJ	2/16/18
B	Added 4" to outer tubes.	SJ	7/17/19

UNLESS OTHERWISE  
SPECIFIED:  
TOLERANCES:  
.XXX ± 0.010  
.XX ± 0.010  
.X ± 0.030  
ANG. ± 1/2"  
REMOVE ALL BURRS AND  
SHARP EDGES .015 MAX

TITLE MAIN SLIDE ASSEMBLY		USED ON: FOREST RIVER DIESEL	
SIZE A	SCALE 1: 1	MATERIAL	
DRW BY: SJ	DATE: 1/15/16	PART NAME: MAIN SLIDE-116.5" X 32"-FR	
APP'D BY -	DATE: -	PAGE: 3 OF 4	DWG NO.: P7993
			REV: B



LH SHAFT ASSEMBLY (longer)



RH SHAFT ASSEMBLY (shorter)

*Equalizer*

55169 COUNTY ROAD 3  
ELKHART, IN 46515

NOTICE - This drawing, including principles of design, is the property of Days Corporation, Elkhart, Indiana, with the agreement that it is not to be reproduced, copied, or loaned in any manner that may constitute a detriment directly or indirectly to Days Corporation. Acceptance of this will be construed as an agreement of the above.

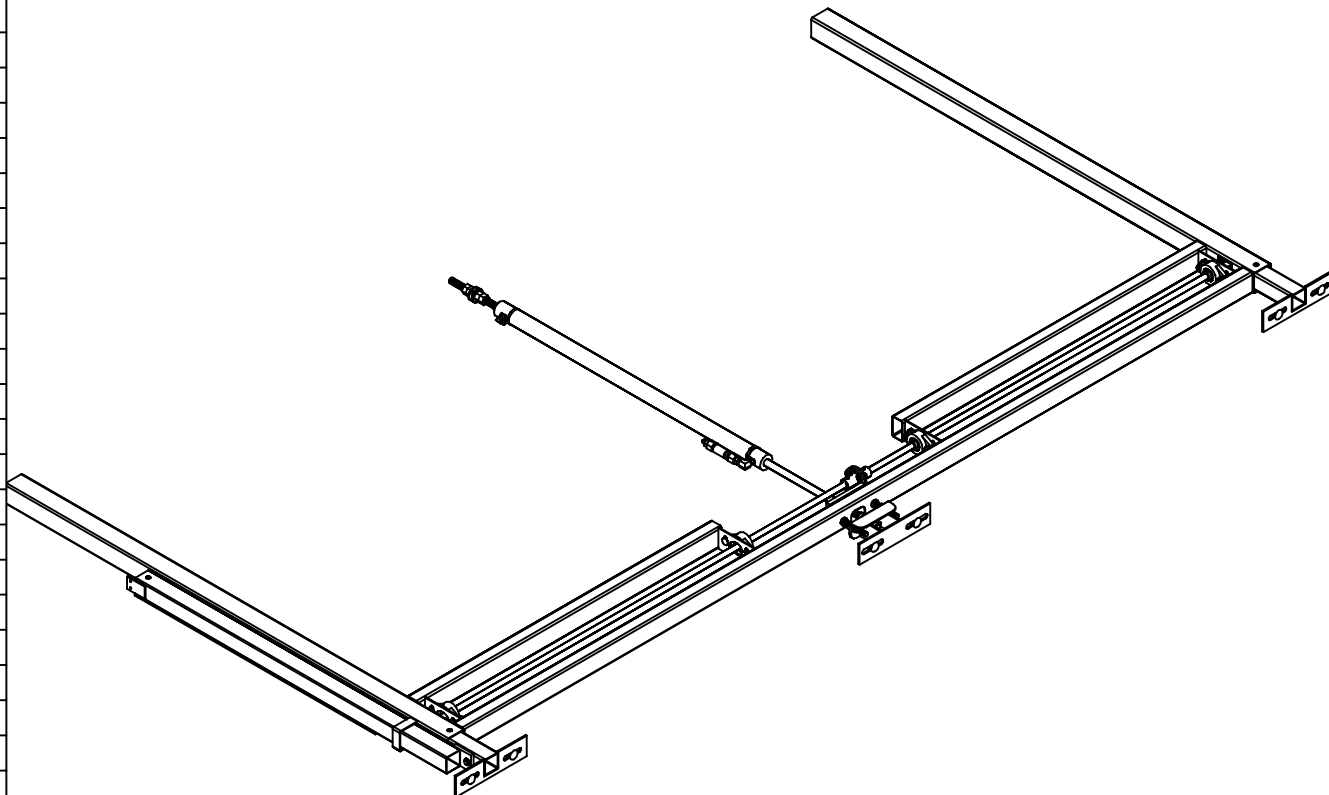
#	REVISIONS	BY:	DATE:
A	CHANGED E-CORD TUBE TO LARGE & MOVED TO OPP SIDE	SJ	2/16/18
B	Added 4" to outer tubes.	SJ	7/17/19

UNLESS OTHERWISE  
SPECIFIED:  
TOLERANCES:  
.XXX ± 0.010  
.XX ± 0.010  
.X ± 0.030  
ANG. ± 1/2"  
REMOVE ALL BURRS AND  
SHARP EDGES .015 MAX

TITLE			USED ON:		
MAIN SLIDE ASSEMBLY			FOREST RIVER DIESEL		
SIZE	SCALE	MATERIAL			
A	1: 1	_____			
DRW BY:	DATE:	PART NAME:			
SJ	1/15/16	MAIN SLIDE-116.5" X 32"-FR			
APP'D BY	DATE:	PAGE:	DWG NO.:	REV:	
—	—	4 OF 4	P7993	B	

## 7993A PARTS LIST

PART#	DESCRIPTION	QUAN
1124	FITTING-#4 JIC X #4 OR MALE 90	1
1146	FITTING-#6 OR X #4 JIC ADAPT	1
1213	SHAFT-5/8 X 61 1/4 COLD ROLL	1
1214	SHAFT-5/8 X 54 3/16 COLD ROLL	1
1369	WASHER-3/8 EXT/INT TOOTH LOCK	8
1392	BUTTON-1.5" UHMW	8
1403	FITTING-RESTRICTOR #6 X #4	1
1445	BEARING-2 BOLT FLANGE	4
1725	BUTTON-1/2" UHMW	8
1728L	TUBE-36" DRIVE LH	1
1728R	TUBE-36" DRIVE RH	1
1752	BUTTON-3/4" UHMW	4
1862	NUT-5/8-18 GR 2 FHN	6
1863F	PIN-3/16 X 1 1/4 SPRING	2
1865F	NUT-3/8-16 NYLOCK Z	8
1866F	WASHER-5/8 FLAT	4
1867F	BOLT-3/8-16 X 1 1/4 CARRIAGE ZINC	8
1891DD	NUT-1/4-20 NYLOCK	1
1925	BRACKET-CYLINDER MOUNT MAIN	1
1938DD	WASHER 1/4 FLAT	2
1947DD	BOLT-1/4-20 X 1 1/4 HHCS	1
2368	CYLINDER-SLIDE 1 3/8" X 32"	1
2404	VALVE-ANTI CREEP	1
2451	FITTING-#4 FEM X #4 O-RING 90	1
2499	SCREW-1/4 X 1 1/4 TEK	2
2539	COUPLING-5/8" TIMING SHAFT	2
2561	WASHER-5/8 STAR	1
2593	SCREW-1/4-20 X FLANGE	3
2594	NUT-1/4-20 FLANGE	3
2669	BOLT-1/2-13 X 3 TAP GR 5	2
2670	NUT-1/2-13 JAM NUT	2
2778W	GUARD-CYLINDER ROD	1
2967	NUT-5/8-18 HEX JAM NUT	2
3256X	FRAME-116.5" MAIN SLIDE FRAME-FR-2021	1
3471A	TUBE-ELECTRIC CORD-2" SQ-2021	1



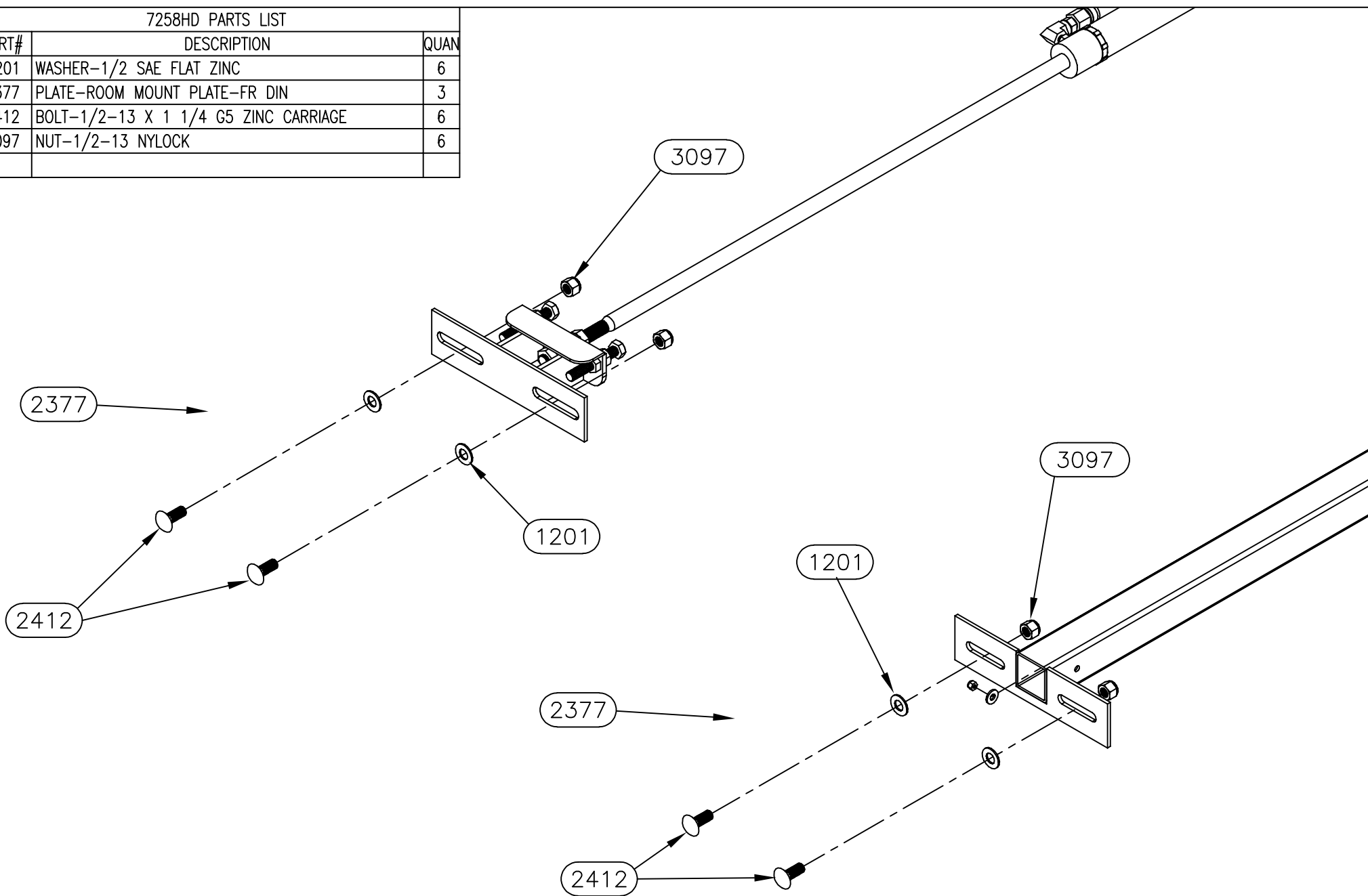
**Warranty authorization must come directly from Equalizer Systems. (800) 846-9659.**

<b>Equalizer</b> 55169 COUNTY ROAD 3 ELKHART, IN 46515  NOTICE - This drawing, including principles of design, is the property of Days Corporation, Elkhart, Indiana, with the agreement that it is not to be reproduced, copied, or loaned in any manner that may constitute a detriment directly or indirectly to Days Corporation. Acceptance of this will be construed as an agreement of the above.	#	REVISIONS	BY:	DATE:	UNLESS OTHERWISE SPECIFIED: TOLERANCES: .XXX ± 0.010 .XX ± 0.010 .X ± 0.030 ANG. ± 1/2" REMOVE ALL BURRS AND SHARP EDGES .015 MAX	TITLE MAIN SLIDE ASSEMBLY	USED ON: FOREST RIVER DIESEL
					SIZE A	SCALE 1: 1	MATERIAL
					DRW BY: SJ	DATE: 1/20/20	PART NAME: MAIN SLIDE-116.5" X 32"-FR-2021
					APP'D BY -	DATE: -	PAGE: 1 OF 4
							DWG NO.: P7993A
							REV: -



## 7258HD PARTS LIST

PART#	DESCRIPTION	QUAN
1201	WASHER-1/2 SAE FLAT ZINC	6
2377	PLATE-ROOM MOUNT PLATE-FR DIN	3
2412	BOLT-1/2-13 X 1 1/4 G5 ZINC CARRIAGE	6
3097	NUT-1/2-13 NYLOCK	6

*Equalizer*55169 COUNTY ROAD 3  
ELKHART, IN 46515

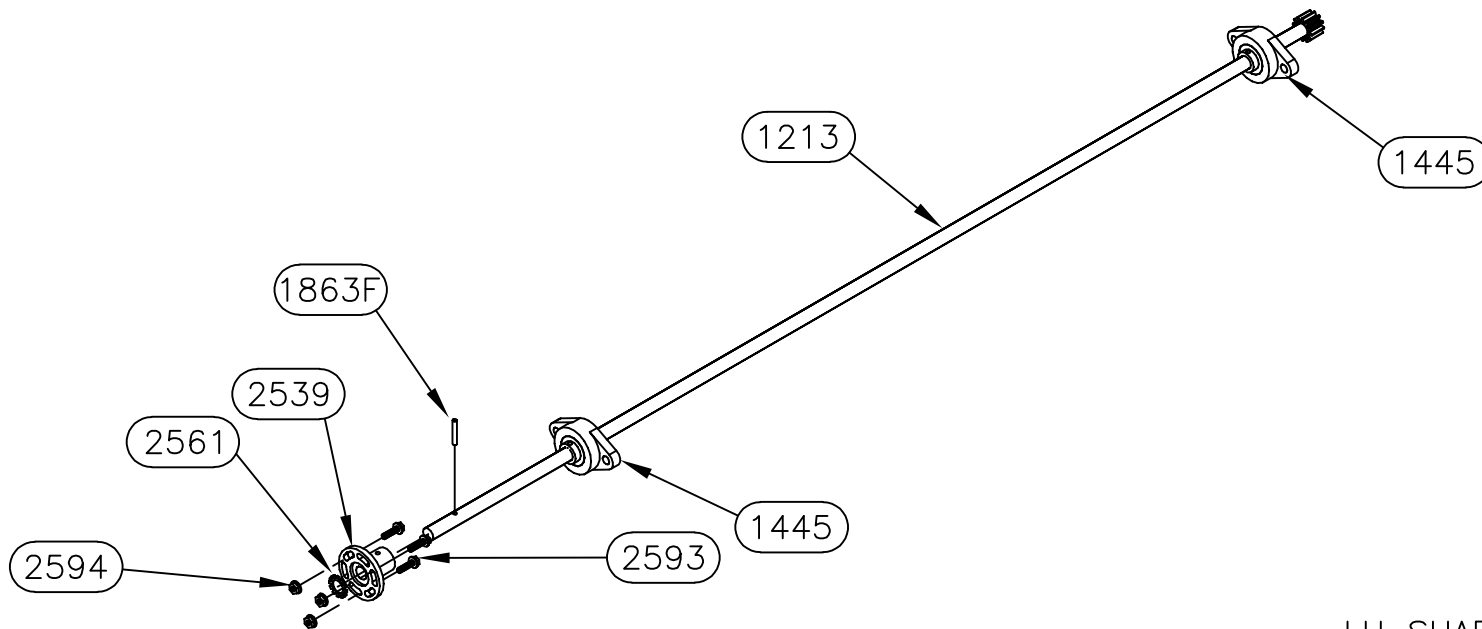
NOTICE - This drawing, including principles of design, is the property of Days Corporation, Elkhart, Indiana, with the agreement that it is not to be reproduced, copied, or loaned in any manner that may constitute a detriment directly or indirectly to Days Corporation. Acceptance of this will be construed as an agreement of the above.

#	REVISIONS	BY:	DATE:

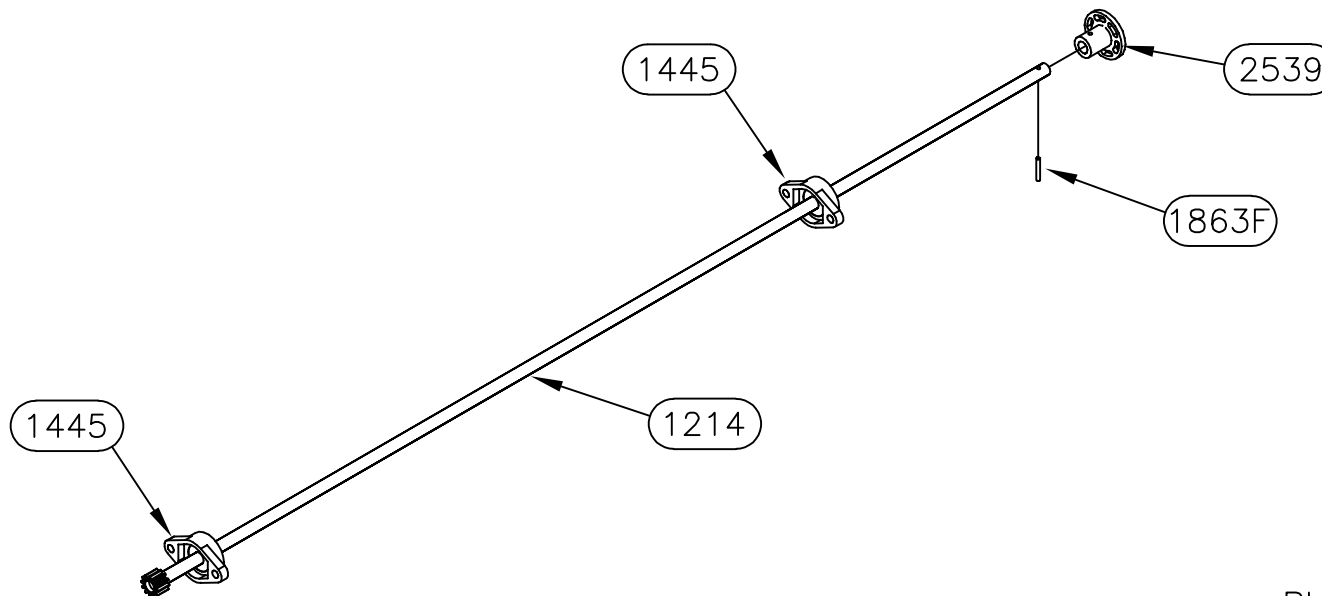
UNLESS OTHERWISE  
SPECIFIED:  
TOLERANCES:  
.XXX ± 0.010  
.XX ± 0.010  
.X ± 0.030  
ANG. ± 1/2°  
REMOVE ALL BURRS AND  
SHARP EDGES .015 MAX

TITLE MAIN SLIDE ASSEMBLY		USED ON: FOREST RIVER DIESEL	
SIZE A	SCALE 1: 1	MATERIAL	
DRW BY: SJ	DATE: 1/20/20	PART NAME: MAIN SLIDE-116.5" X 32"-FR-2021	
APP'D BY -	DATE: -	PAGE: 3 OF 4	DWG NO.: P7993A
		REV:	-





LH SHAFT ASSEMBLY (longer)



RH SHAFT ASSEMBLY (shorter)

*Equalizer*

55169 COUNTY ROAD 3  
ELKHART, IN 46515

NOTICE - This drawing, including principles of design, is the property of Days Corporation, Elkhart, Indiana, with the agreement that it is not to be reproduced, copied, or loaned in any manner that may constitute a detriment directly or indirectly to Days Corporation. Acceptance of this will be construed as an agreement of the above.

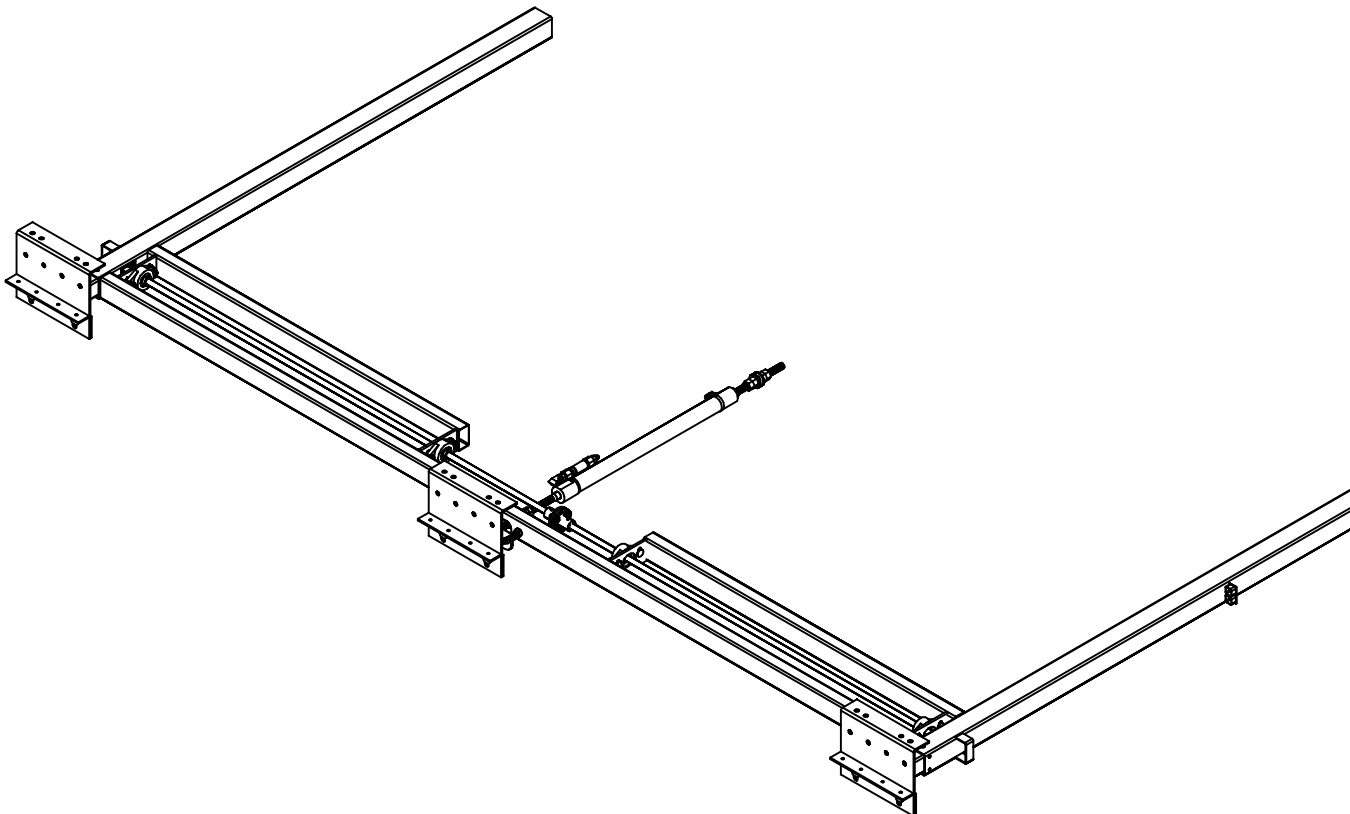
#	REVISIONS	BY:	DATE:

UNLESS OTHERWISE  
SPECIFIED:  
TOLERANCES:  
.XXX ± 0.010  
.XX ± 0.010  
.X ± 0.030  
ANG. ± 1/2"  
REMOVE ALL BURRS AND  
SHARP EDGES .015 MAX

TITLE MAIN SLIDE ASSEMBLY		USED ON: FOREST RIVER DIESEL	
SIZE A	SCALE 1: 1	MATERIAL 	
DRW BY: SJ	DATE: 1/20/20	PART NAME: MAIN SLIDE-116.5" X 32"-FR-2021	
APP'D BY -	DATE: -	PAGE: 4 OF 4	DWG NO.: P7993A
			REV: -

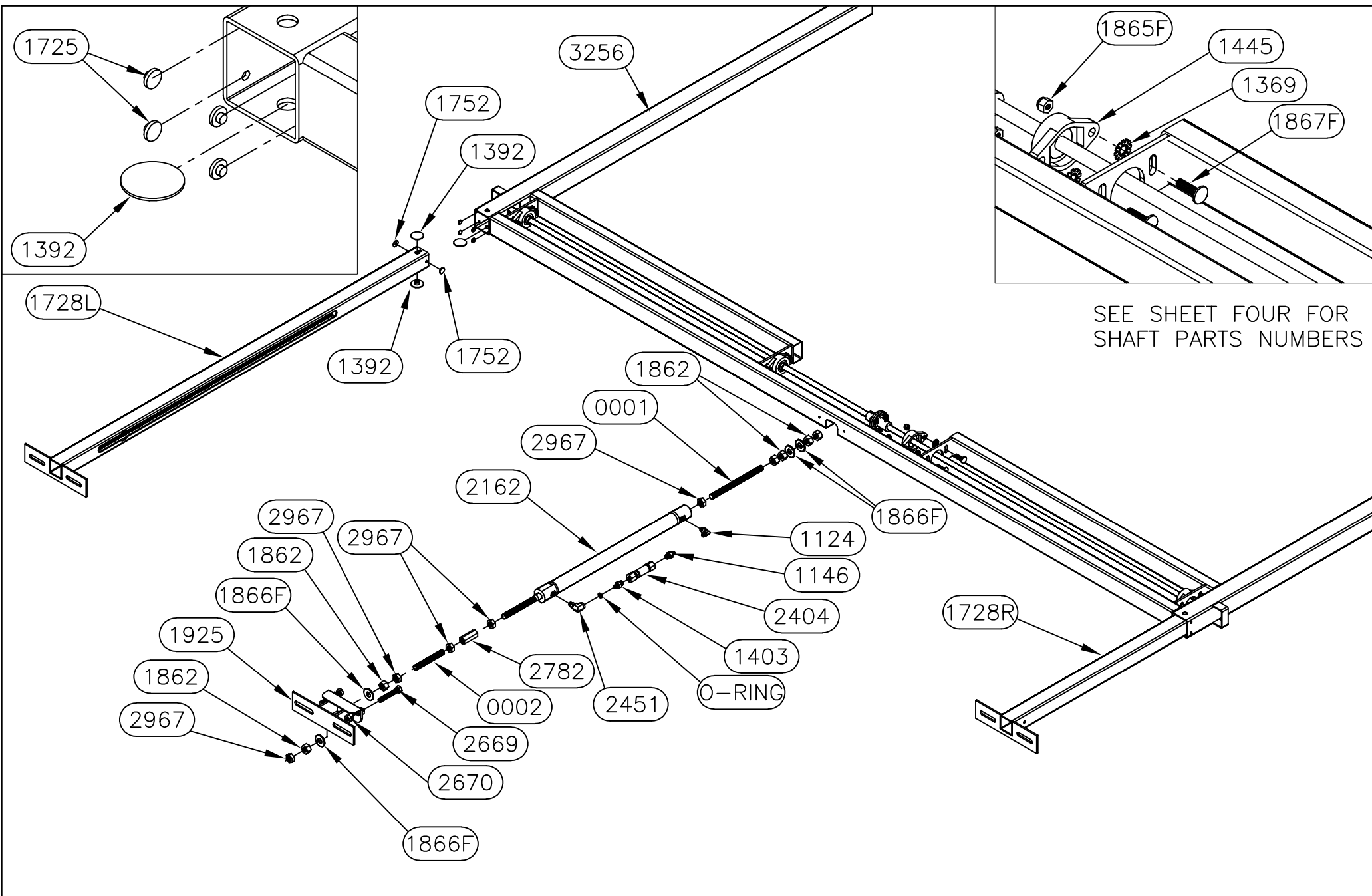
## 7997 PARTS LIST

PART#	DESCRIPTION	QUAN
1124	FITTING-#4 JIC X #4 OR MALE 90	1
1146	FITTING-#6 OR X #4 JIC ADAPT	1
1213	SHAFT-5/8 X 61 1/4 COLD ROLL	1
1214	SHAFT-5/8 X 54 3/16 COLD ROLL	1
1369	WASHER-3/8 EXT/INT TOOTH LOCK	8
1392	BUTTON-1.5" UHMW	6
1403	FITTING-RESTRICTOR #6 X #4	1
1445	BEARING-2 BOLT FLANGE	4
1725	BUTTON-1/2" UHMW	8
1728L	TUBE-36" DRIVE LH	1
1728R	TUBE-36" DRIVE RH	1
1752	BUTTON-3/4" UHMW	4
1862	NUT-5/8-18 GR 2 FHN	6
1863F	PIN-3/16 X 1 1/4 SPRING	2
1865F	NUT-3/8-16 NYLOCK Z	8
1866F	WASHER-5/8 FLAT	4
1867F	BOLT-3/8-16 X 1 1/4 CARRIAGE ZINC	8
1925	BRACKET-CYLINDER MOUNT MAIN	1
2162	CYLINDER-SLIDE 1 3/8" X 18"	1
2404	VALVE-ANTI CREEP	1
2451	FITTING-#4 FEM X #4 O-RING 90	1
2539	COUPLING-5/8" TIMING SHAFT	2
2561	WASHER-5/8 STAR	1
2593	SCREW-1/4-20 X FLANGE	3
2594	NUT-1/4-20 FLANGE	3
2669	BOLT-1/2-13 X 3 TAP GR 5	2
2670	NUT-1/2-13 JAM NUT	2
2782	COUPLING-5/8 CYLINDER ROD	1
2967	NUT-5/8-18 HEX JAM NUT	5
3256	FRAME-116.5" MAIN SLIDE FRAME-FR	1
0001	A.T.R.-5/8"-18 X 8 1/4" LONG	1
0002	A.T.R.-5/8"-18 X 4 1/2" LONG	1



**Warranty authorization must come directly from Equalizer Systems. (800) 846-9659.**

<i>Equalizer</i>	55169 COUNTY ROAD 3 ELKHART, IN 46515	#	REVISIONS	BY:	DATE:	UNLESS OTHERWISE SPECIFIED: TOLERANCES: .XXX ± 0.010 .XX ± 0.010 .X ± 0.030 ANG. ± 1/2" REMOVE ALL BURRS AND SHARP EDGES .015 MAX	TITLE		USED ON:		
		A	Updated shafts and tubes.	SJ	7/23/19		MAIN SLIDE ASSEMBLY		FOREST RIVER DIESEL		
							SIZE	SCALE	MATERIAL		
							A	1: 1			
							DRW BY:	DATE:	PART NAME:		
NOTICE - This drawing, including principles of design, is the property of Days Corporation, Elkhart, Indiana, with the agreement that it is not to be reproduced, copied, or loaned in any manner that may constitute a detriment directly or indirectly to Days Corporation. Acceptance of this will be construed as an agreement of the above.							SJ	1/15/16	MAIN SLIDE-116.5" X 18"-FR		
							APP'D BY	DATE:	PAGE:	DWG NO.:	REV:
							-	-	1 OF 4	P7997	A



SEE SHEET FOUR FOR  
SHAFT PARTS NUMBERS

*Equalizer*

55169 COUNTY ROAD 3  
ELKHART, IN 46515

#  
A

#### REVISIONS

Updated shafts and tubes.

BY:

SJ

DATE:

7/23/19

UNLESS OTHERWISE

SPECIFIED:

TOLERANCES:

.XXX ± 0.010

.XX ± 0.010

.X ± 0.030

ANG. ± 1/2"

REMOVE ALL BURRS AND

SHARP EDGES .015 MAX

TITLE

MAIN SLIDE ASSEMBLY

USED ON:

FOREST RIVER DIESEL

SIZE

A

SCALE

1: 1

MATERIAL

DRW BY:

SJ

DATE:

1/15/16

APP'D BY

—

DATE:

—

PART NAME:

MAIN SLIDE-116.5" X 18"-FR

PAGE:

2 OF 4

DWG NO.:

P7997

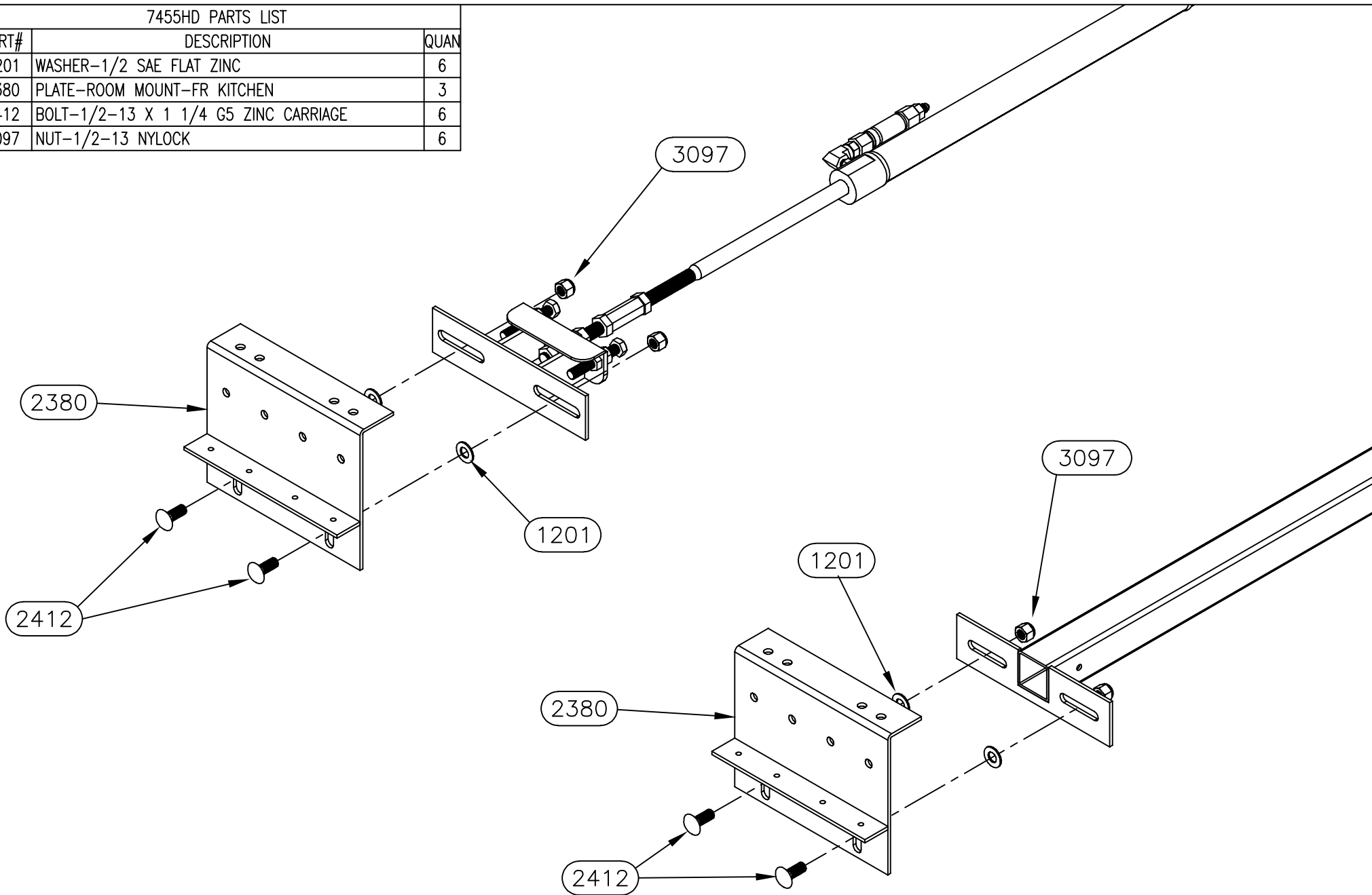
REV:

A

NOTICE - This drawing, including principles of design, is the property of Days Corporation, Elkhart, Indiana, with the agreement that it is not to be reproduced, copied, or loaned in any manner that may constitute a detriment directly or indirectly to Days Corporation. Acceptance of this will be construed as an agreement of the above.

# 7455HD PARTS LIST

PART#	DESCRIPTION	QUAN
1201	WASHER-1/2 SAE FLAT ZINC	6
2380	PLATE-ROOM MOUNT-FR KITCHEN	3
2412	BOLT-1/2-13 X 1 1/4 G5 ZINC CARRIAGE	6
3097	NUT-1/2-13 NYLOCK	6



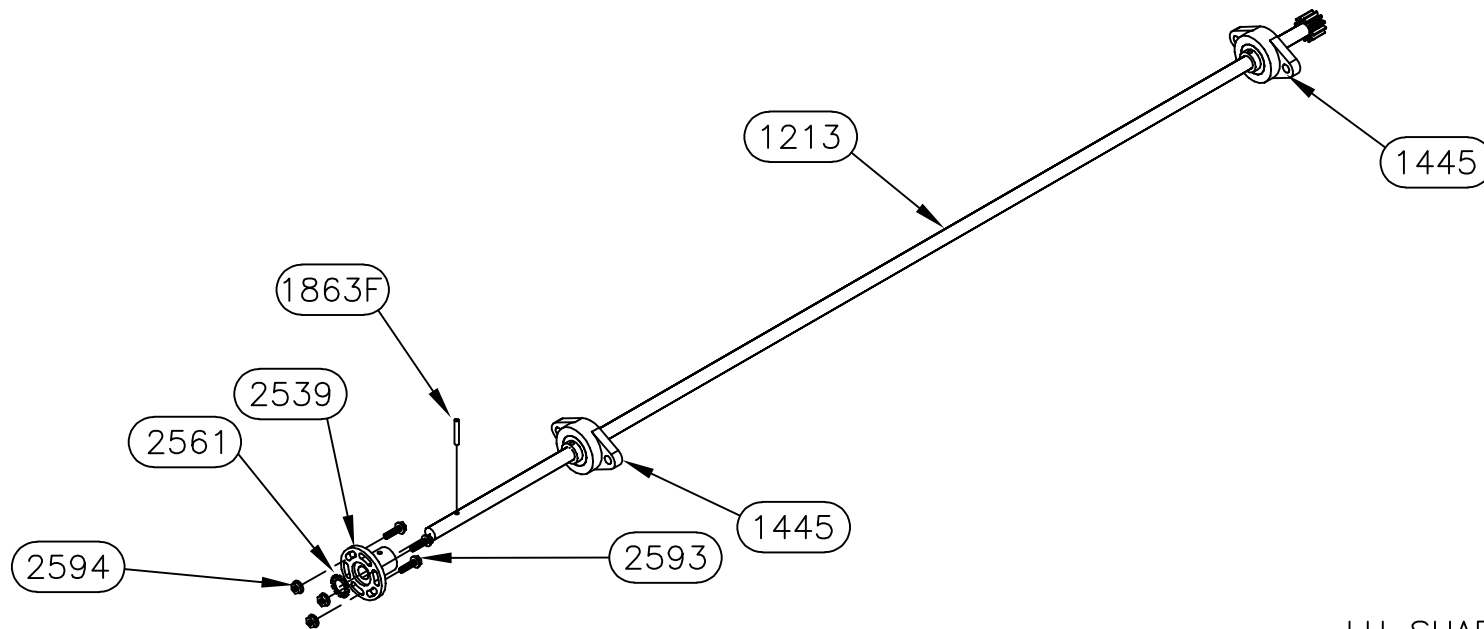
*Equalizer*

55169 COUNTY ROAD 3  
ELKHART, IN 46515

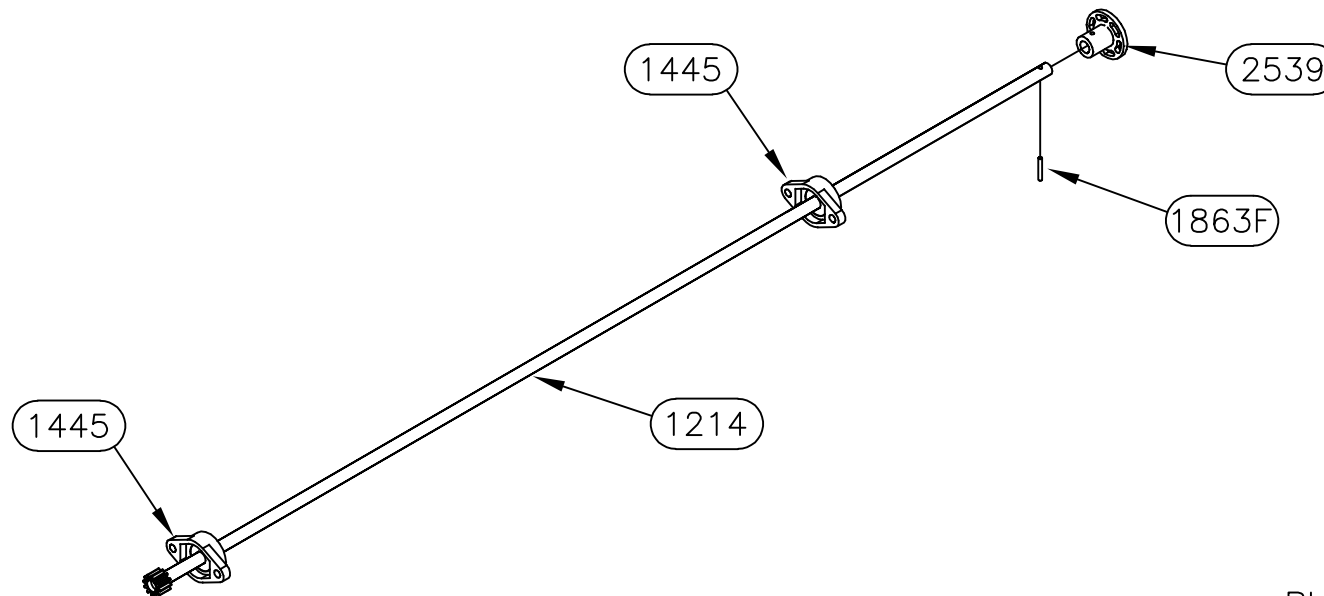
#	REVISIONS	BY:	DATE:
A	Updated shafts and tubes.	SJ	7/23/19

NOTICE - This drawing, including principles of design, is the property of Days Corporation, Elkhart, Indiana, with the agreement that it is not to be reproduced, copied, or loaned in any manner that may constitute a detriment directly or indirectly to Days Corporation. Acceptance of this will be construed as an agreement of the above.

UNLESS OTHERWISE SPECIFIED:		TITLE		USED ON:	
TOLERANCES:		MAIN SLIDE ASSEMBLY		FOREST RIVER DIESEL	
.XXX ± 0.010		SIZE	SCALE	MATERIAL	
.XX ± 0.010		A	1: 1		
.X ± 0.030		DRW BY:	DATE:	PART NAME:	
ANG. ± 1/2"		SJ	1/15/16	MAIN SLIDE-116.5" X 18"-FR	
REMOVE ALL BURRS AND SHARP EDGES .015 MAX		APP'D BY	DATE:	PAGE:	DWG NO.:
				3 OF 4	P7997
					REV: A



LH SHAFT ASSEMBLY (longer)



RH SHAFT ASSEMBLY (shorter)

*Equalizer*

55169 COUNTY ROAD 3  
ELKHART, IN 46515

#	REVISIONS	BY:	DATE:
A	Updated shafts and tubes.	SJ	7/23/19

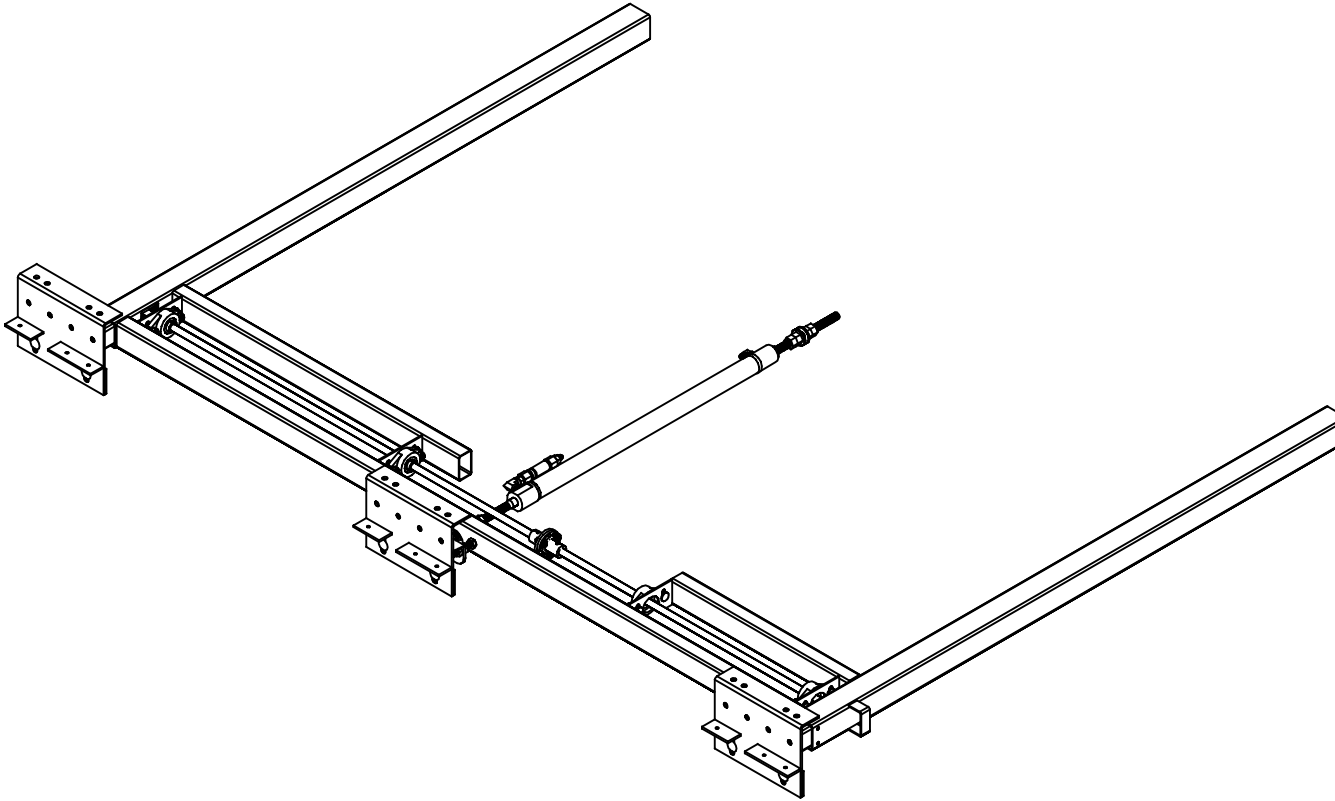
NOTICE - This drawing, including principles of design, is the property of Days Corporation, Elkhart, Indiana, with the agreement that it is not to be reproduced, copied, or loaned in any manner that may constitute a detriment directly or indirectly to Days Corporation. Acceptance of this will be construed as an agreement of the above.

UNLESS OTHERWISE  
SPECIFIED:  
TOLERANCES:  
.XXX ± 0.010  
.XX ± 0.010  
.X ± 0.030  
ANG. ± 1/2"  
REMOVE ALL BURRS AND  
SHARP EDGES .015 MAX

TITLE			USED ON:		
MAIN SLIDE ASSEMBLY			FOREST RIVER DIESEL		
SIZE	SCALE	MATERIAL			
A	1: 1	_____			
DRW BY:	DATE:	PART NAME:			
SJ	1/15/16	MAIN SLIDE-116.5" X 18"-FR			
APP'D BY	DATE:	PAGE:	DWG NO.:	REV:	
—	—	4 OF 4	P7997	A	

70005 PARTS LIST

PART#	DESCRIPTION	QUAN
1124	FITTING-#4 JIC X #4 OR MALE 90	1
1146	FITTING-#6 OR X #4 JIC ADAPT	1
1369	WASHER-3/8 EXT/INT TOOTH LOCK	8
1392	BUTTON-1.5" UHMW	6
1403	FITTING-RESTRICTOR #6 X #4	1
1445	BEARING-2 BOLT FLANGE	4
1725	BUTTON-1/2" UHMW	8
1728L	TUBE-36" DRIVE LH	1
1728R	TUBE-36" DRIVE RH	1
1730	SHAFT-5/8 X 48 1/8 COLD ROLL	1
1752	BUTTON-3/4" UHMW	4
1862	NUT-5/8-18 GR 2 FHN	6
1863F	PIN-3/16 X 1 1/4 SPRING	2
1865F	NUT-3/8-16 NYLOCK Z	8
1866F	WASHER-5/8 FLAT	4
1867F	BOLT-3/8-16 X 1 1/4 CARRIAGE ZINC	8
1925	BRACKET-CYLINDER MOUNT MAIN	1
2404	VALVE-ANTI CREEP	1
2451	FITTING-#4 FEM X #4 O-RING 90	1
2453	CYLINDER-SLIDE 1 3/8 X 24	1
2539	COUPLING-5/8" TIMING SHAFT	2
2561	WASHER-5/8 STAR	1
2583	FRAME-84" MAIN SLIDE FRAME-FR	1
2593	SCREW-1/4-20 X FLANGE	3
2594	NUT-1/4-20 FLANGE	3
2669	BOLT-1/2-13 X 3 TAP GR 5	2
2670	NUT-1/2-13 JAM NUT	2
2782	COUPLING-CYLINDER ROD 5/8	1
2853	SHAFT-5/8 X 33 3/8 COLD ROLL	1
2967	NUT-5/8-18 HEX JAM NUT	5
0001	A.T.R.-5/8"-18 X 8 1/4" LONG	1
0002	A.T.R.-5/8"-18 X 4 1/2" LONG	1



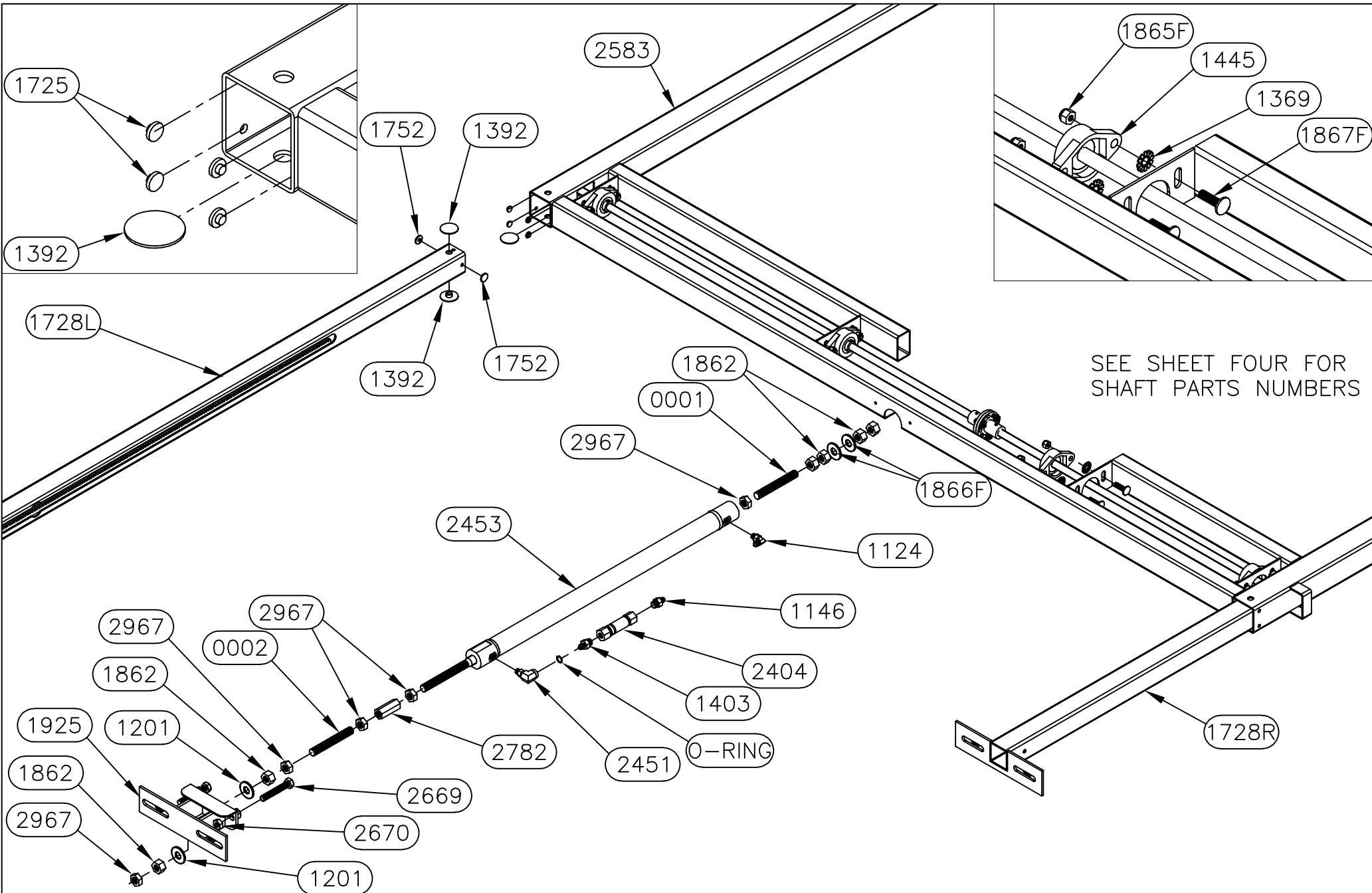
**Warranty authorization must come directly from Equalizer Systems. (800) 846-9659.**

*Equalizer*

55169 COUNTY ROAD 3  
ELKHART, IN 46515

NOTICE - This drawing, including principles of design, is the property of Days Corporation, Elkhart, Indiana, with the agreement that it is not to be reproduced, copied, or loaned in any manner that may constitute a detriment directly or indirectly to Days Corporation. Acceptance of this will be construed as an agreement of the above.

#	REVISIONS	BY:	DATE:	UNLESS OTHERWISE SPECIFIED:	TITLE	USED ON:
A	Removed shaft coupling and extension	SJ	10/14/16	TOLERANCES:	MAIN SLIDE ASSEMBLY	FOREST RIVER DIESEL
B	Added shaft coupling and extension	SJ	2/3/17	.XXX ± 0.010	SIZE SCALE MATERIAL	
C	Removed spur gear and gear rack from B.O.M.	SJ	2/21/18	.XX ± 0.010	A 1: 1	
D	Added 4" to outer tubes.	SJ	7/17/19	.X ± 0.030	DRW BY: DATE:	PART NAME:
				ANG. ± 1/2"	SJ 1/15/16	MAIN SLIDE-84" X 24"-FR
				REMOVE ALL BURRS AND SHARP EDGES .015 MAX	APP'D BY DATE:	PAGE: DWG NO.: REV:
					- -	1 OF 4 P70005 D



*Equalizer*

55169 COUNTY ROAD 3  
ELKHART, IN 46515

NOTICE - This drawing, including principles of design, is the property of Days Corporation, Elkhart, Indiana, with the agreement that it is not to be reproduced, copied, or loaned in any manner that may constitute a detriment directly or indirectly to Days Corporation. Acceptance of this will be construed as an agreement of the above.

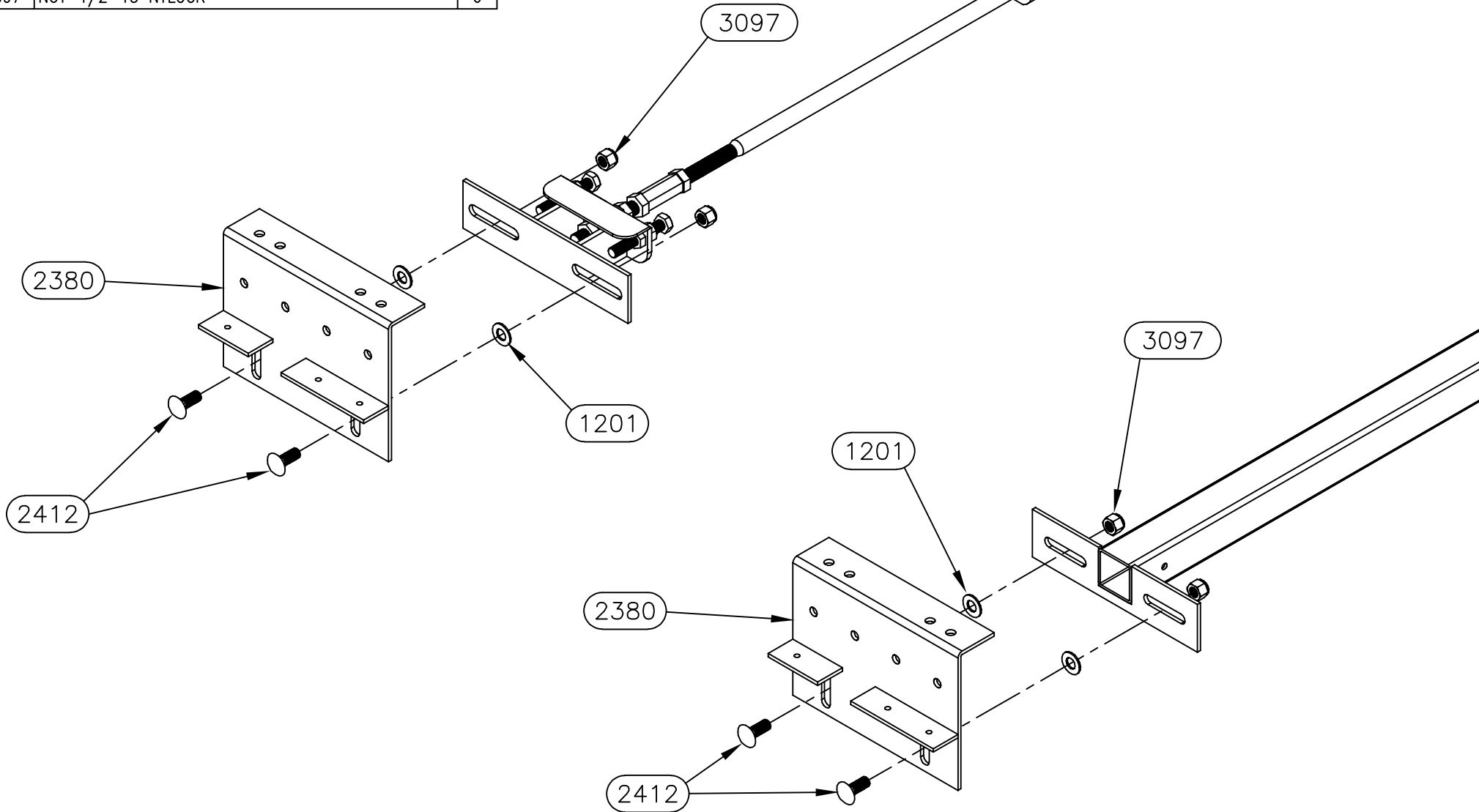
#	REVISIONS	BY:	DATE:
A	Removed shaft coupling and extension	SJ	10/14/16
B	Added shaft coupling and extension	SJ	2/3/17
C	Removed spur gear and gear rack from B.O.M.	SJ	2/21/18
D	Added 4" to outer tubes.	SJ	7/17/19

UNLESS OTHERWISE  
SPECIFIED:  
TOLERANCES:  
.XXX ± 0.010  
.XX ± 0.010  
.X ± 0.030  
ANG. ± 1/2"  
REMOVE ALL BURRS AND  
SHARP EDGES .015 MAX

TITLE MAIN SLIDE ASSEMBLY		USED ON: FOREST RIVER DIESEL	
SIZE A	SCALE 1: 1	MATERIAL	
DRW BY: SJ	DATE: 1/15/16	PART NAME: MAIN SLIDE-84" X 24"-FR	
APP'D BY: -	DATE: -	PAGE: 2 OF 4	DWG NO.: P70005
		REV: D	

# 7455HD PARTS LIST

PART#	DESCRIPTION	QUAN
1201	WASHER-1/2 SAE FLAT ZINC	6
2380	PLATE-ROOM MOUNT PLATE-FR KITCHEN	3
2412	BOLT-1/2-13 X 1 1/4 G5 ZINC CARRIAGE	6
3097	NUT-1/2-13 NYLOCK	6



*Equalizer*

55169 COUNTY ROAD 3  
ELKHART, IN 46515

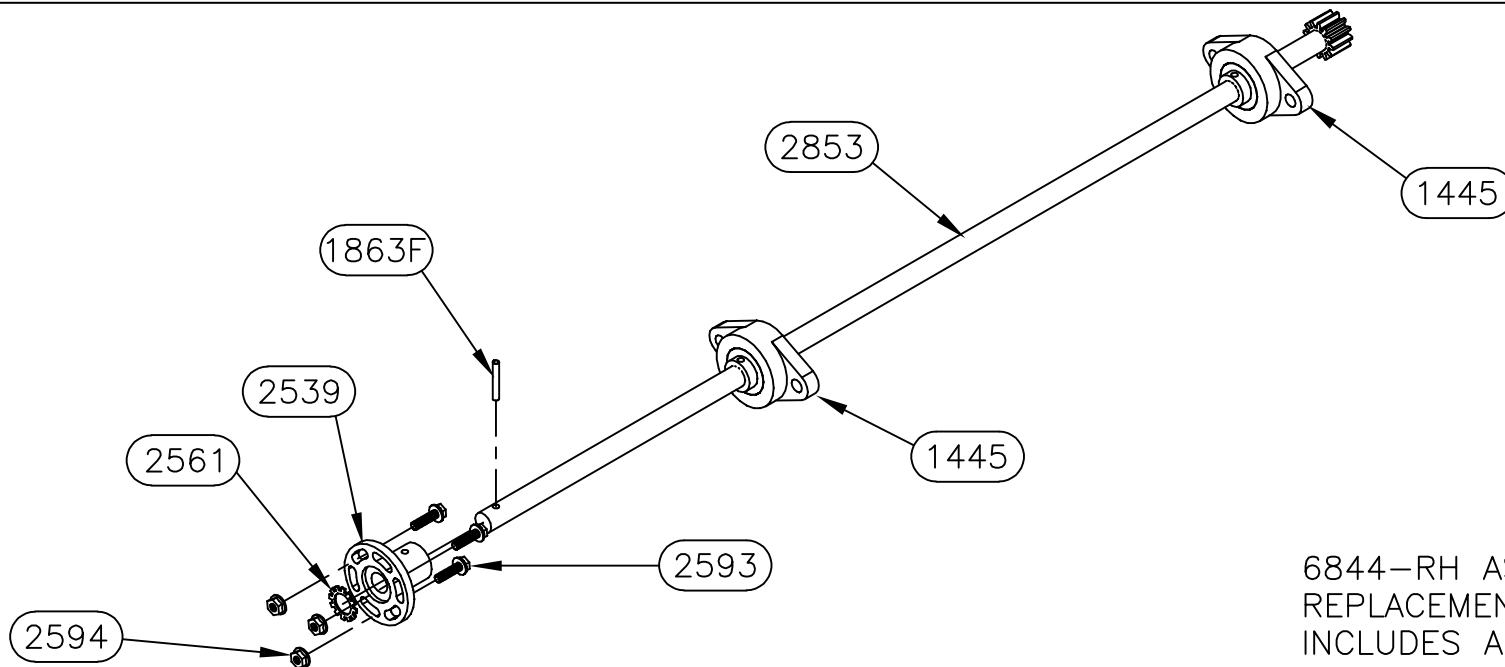
NOTICE - This drawing, including principles of design, is the property of Days Corporation, Elkhart, Indiana, with the agreement that it is not to be reproduced, copied, or loaned in any manner that may constitute a detriment directly or indirectly to Days Corporation. Acceptance of this will be construed as an agreement of the above.

#	REVISIONS	BY:	DATE:
A	Removed shaft coupling and extension	SJ	10/14/16
B	Added shaft coupling and extension	SJ	2/3/17
C	Removed spur gear and gear rack from B.O.M.	SJ	2/21/18
D	Added 4" to outer tubes.	SJ	7/17/19

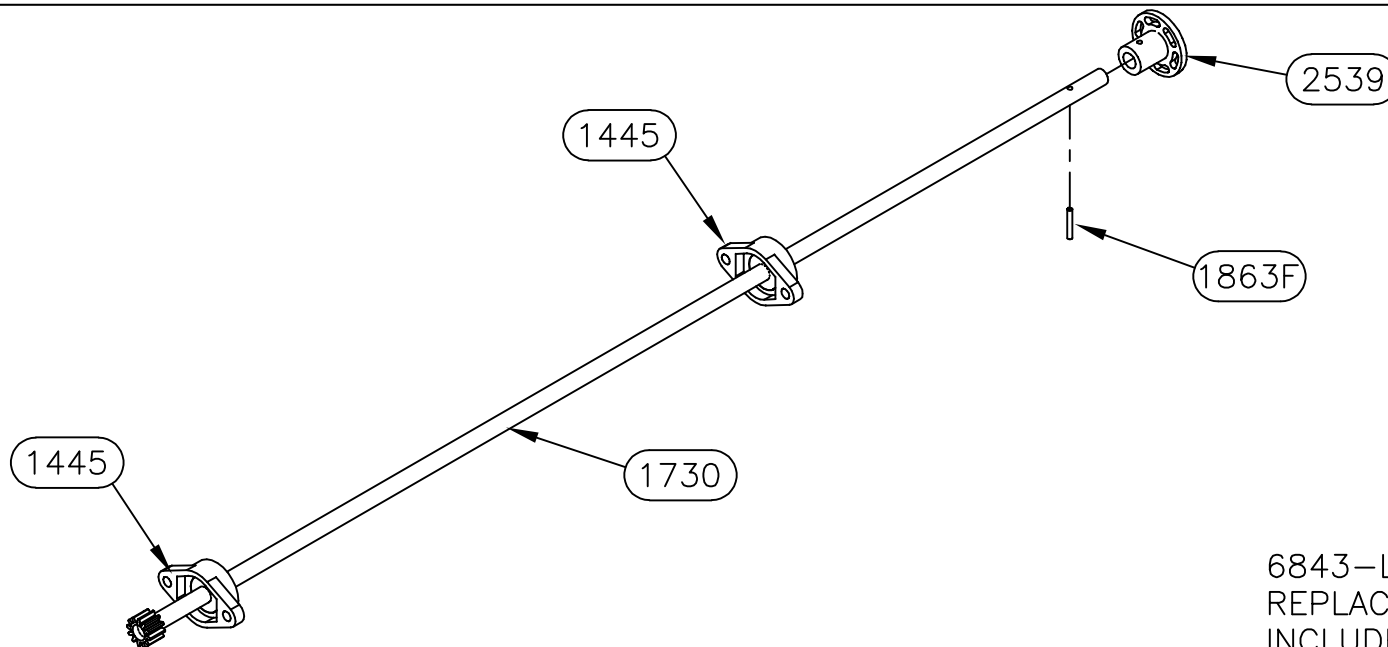
UNLESS OTHERWISE  
SPECIFIED:  
TOLERANCES:  
.XXX ± 0.010  
.XX ± 0.010  
.X ± 0.030  
ANG. ± 1/2"  
REMOVE ALL BURRS AND  
SHARP EDGES .015 MAX

TITLE MAIN SLIDE ASSEMBLY		USED ON: FOREST RIVER DIESEL	
SIZE A	SCALE 1: 1	MATERIAL	
DRW BY: SJ	DATE: 1/15/16	PART NAME: MAIN SLIDE-84" X 24"-FR	
APP'D BY -	DATE: -	PAGE: 3 OF 4	DWG NO.: P70005
		REV: D	





6844-RH ASSEMBLY (7293)  
REPLACEMENT SHAFT ASSEMBLY  
INCLUDES ALL PARTS SHOWN



6843-LH ASSEMBLY (7293)  
REPLACEMENT SHAFT ASSEMBLY  
INCLUDES ALL PARTS SHOWN

*Equalizer*

55169 COUNTY ROAD 3  
ELKHART, IN 46515

NOTICE - This drawing, including principles of design, is the property of Days Corporation, Elkhart, Indiana, with the agreement that it is not to be reproduced, copied, or loaned in any manner that may constitute a detriment directly or indirectly to Days Corporation. Acceptance of this will be construed as an agreement of the above.

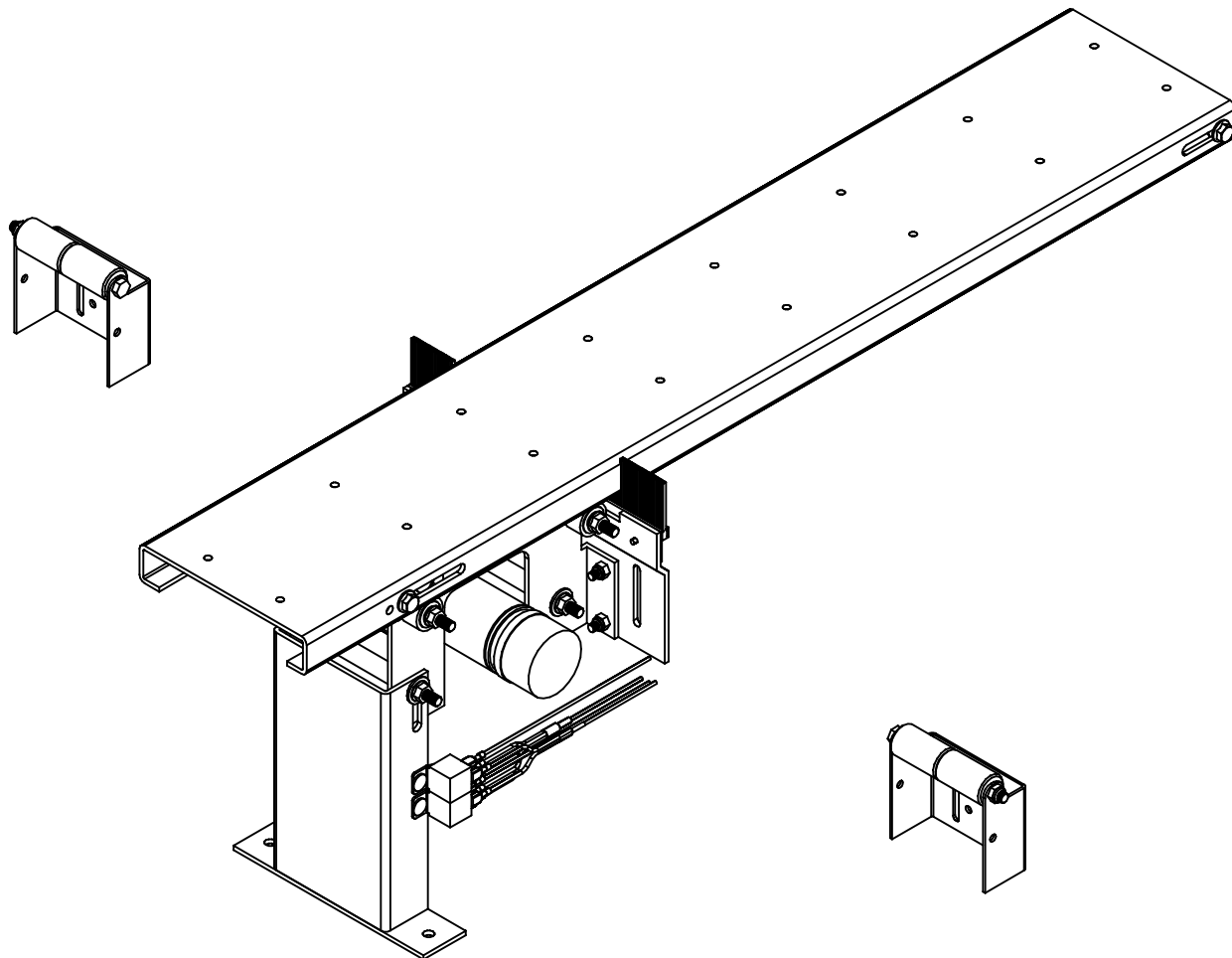
#	REVISIONS	BY:	DATE:
A	Removed shaft coupling and extension	SJ	10/14/16
B	Added shaft coupling and extension	SJ	2/3/17
C	Removed spur gear and gear rack from B.O.M.	SJ	2/21/18
D	Added 4" to outer tubes.	SJ	7/17/19

UNLESS OTHERWISE  
SPECIFIED:  
TOLERANCES:  
.XXX ± 0.010  
.XX ± 0.010  
.X ± 0.030  
ANG. ± 1/2"  
REMOVE ALL BURRS AND  
SHARP EDGES .015 MAX

TITLE MAIN SLIDE ASSEMBLY		USED ON: FOREST RIVER DIESEL	
DRW BY: SJ	DATE: 1/15/16	PART NAME: MAIN SLIDE-84" X 24"-FR	REV: D
APP'D BY: -	DATE: -	PAGE: 4 OF 4	DWG NO.: P70005

70006 PARTS LIST

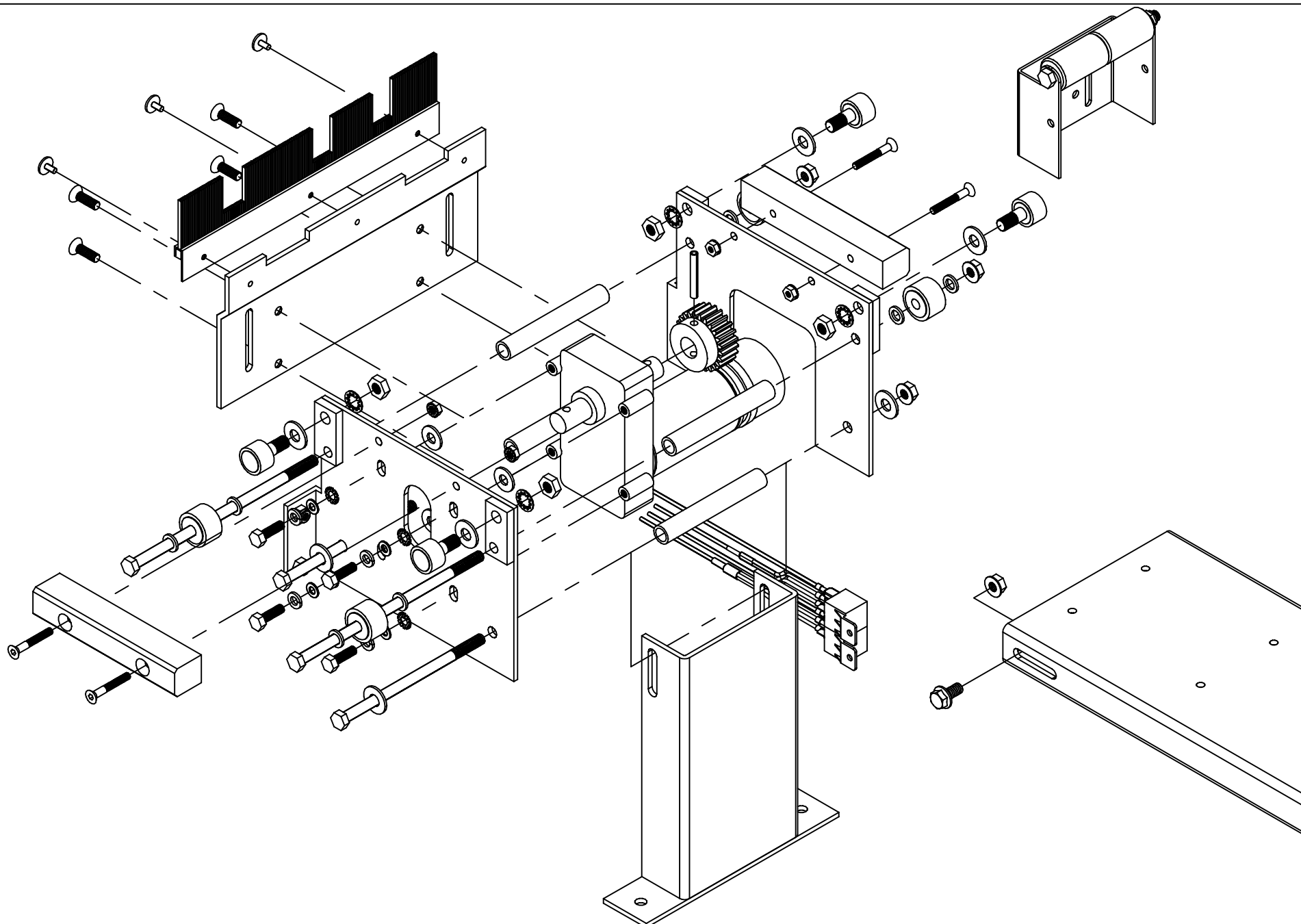
PART#	DESCRIPTION	QUAN
1195F	RIVET-POP ALUMINUM	3
1278	NUT-3/8 FLANGE	8
1864F	WASHER-3/8 USS FLAT 2	16
1874E	NUT-5/16 NYLOCK	4
1938DD	WASHER-1/4 FLAT	4
2088	PLATE-BED SLIDE DRIVER SIDE PLATE	1
2089	PLATE-BED SLIDE SIDE PLATE	1
2090	PLATE-BED SLIDE FRONT PLATE	1
2092	SPACER-BED SLIDE SIDE PLATE	4
2094	ROLLER-1 1/4" YOKE STYLE ROLLER	4
2095	ROLLER-1" STUD STYLE ROLLER	4
2096	WEAR PAD-UHMW SIDE BLOCK	2
2097	MOTOR-26 RPM MOTOR/GEARBOX	1
2098	GEAR-12 PITCH 24 TOOTH SPUR GEAR	1
2099	PIN-1/4 X 1 3/4 SPRING PIN	1
2100	BOLT-3/8-16 X 6 1/2 GR 5 HHCS	1
2101	BOLT-3/8-16 X 8 1/2 GR 5 HHCS	2
2103	NUT-7/16-20 JAM	4
2104	WASHER-7/16 INTERNAL TOOTH	4
2105	SCREW-1/4-20 X 1 3/4 FHCS	4
2106	SCREW-5/16-18 X HHCS GR 5	4
2107	WASHER-5/16 FLAT	4
2108	WASHER-5/16 LOCK	4
2109	SCREW-5/16-18 X 1 FHCS	4
2112	ROLLER-ELEC ROOM SLIDE ROLLERS	2
2382	PLATE-BED SLIDE REAR MOUNT-FR	1
2410	NUT-1/4-20 K LOCK	4
2414	BRUSH-BED SLIDE	1
2511	BOLT-3/8-16 X 6 HHCS GR 5	1
2513	WASHER-5/16 EXTERNAL TOOTH LOCK	4
2627	BOLT-3/8-16 X 3/4 FLANGE	4
3259	PLATE-BED SLIDE 44" CARRIER PLATE	1
6628*	HARNESS, ELECTRIC BED SLIDE RELAY PACK	1



\*In late 2016 the relay pack was removed from this assembly as Forest River began supplying their own control.

**Warranty authorization must come directly from Equalizer Systems. (800) 846-9659.**

<b>Equalizer</b> 55169 COUNTY ROAD 3 ELKHART, IN 46515  NOTICE - This drawing, including principles of design, is the property of Days Corporation, Elkhart, Indiana, with the agreement that it is not to be reproduced, copied, or loaned in any manner that may constitute a detriment directly or indirectly to Days Corporation. Acceptance of this will be construed as an agreement of the above.	#	REVISIONS	BY:	DATE:	UNLESS OTHERWISE SPECIFIED:	TITLE	USED ON:
	A	Added note on relay pack.	SJ	2/23/18	TOLERANCES:	BED SLIDE ASSEMBLY	FOREST RIVER DIESEL
	B	Removed non inv washers & rack part number.	SJ	7/23/19	.XXX ± 0.010	SIZE SCALE MATERIAL	
					.XX ± 0.010	A 1: 1	
					.X ± 0.030	DRW BY: DATE:	PART NAME:
					ANG. ± 1/2"	SJ 1/18/16	ELECTRIC BED SLIDE-FR-30
					REMOVE ALL BURRS AND SHARP EDGES .015 MAX	APP'D BY DATE:	PAGE: DWG NO.: REV:
						- -	1 OF 5 P70006 B



*Equalizer*

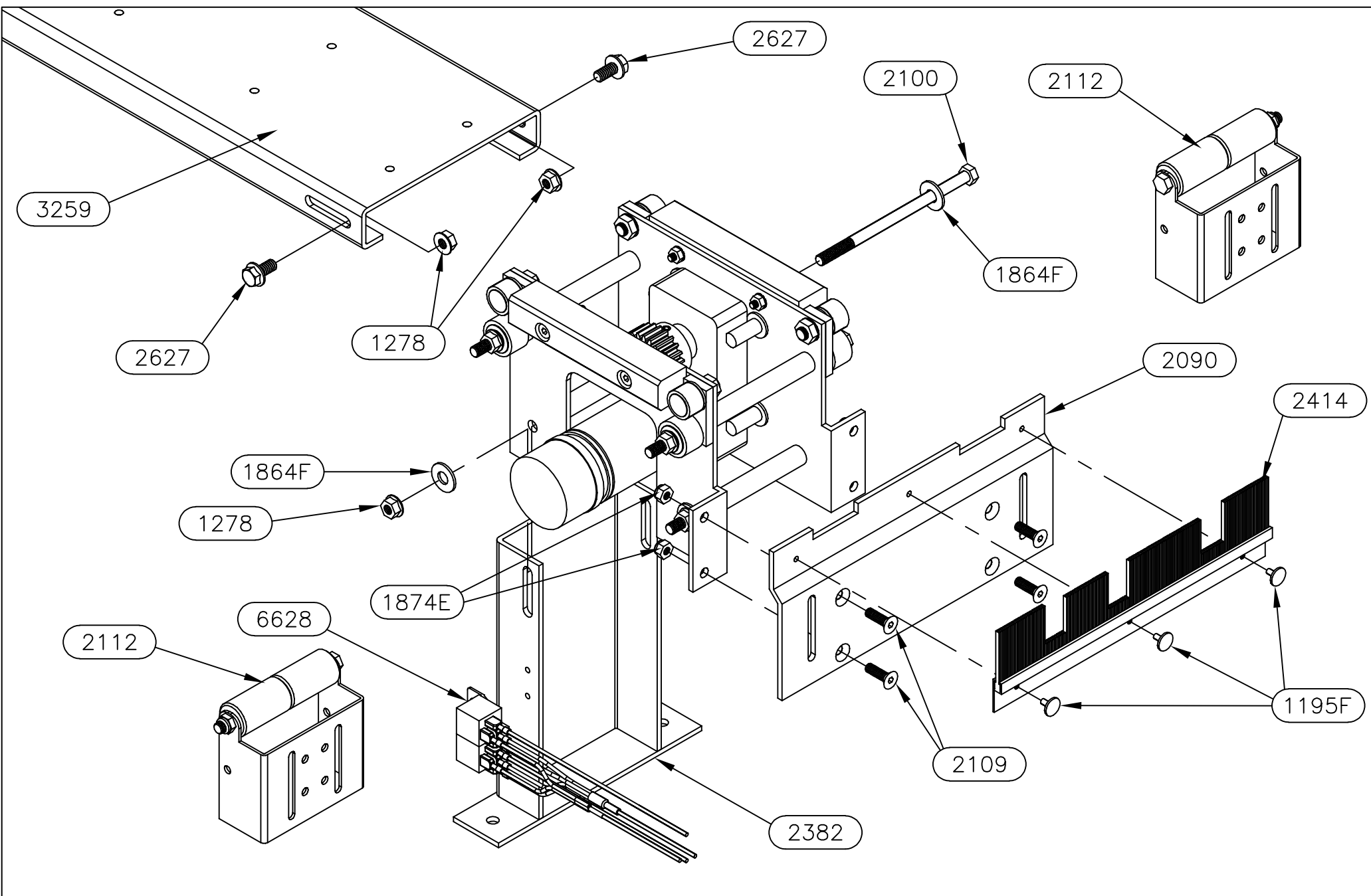
55169 COUNTY ROAD 3  
ELKHART, IN 46515

NOTICE - This drawing, including principles of design, is the property of Days Corporation, Elkhart, Indiana, with the agreement that it is not to be reproduced, copied, or loaned in any manner that may constitute a detriment directly or indirectly to Days Corporation. Acceptance of this will be construed as an agreement of the above.

#	REVISIONS	BY:	DATE:
A	Added note on relay pack.	SJ	2/23/18
B	Removed non inv washers & rack part number.	SJ	7/23/19

UNLESS OTHERWISE  
SPECIFIED:  
TOLERANCES:  
.XXX  $\pm$  0.010  
.XX  $\pm$  0.010  
.X  $\pm$  0.030  
ANG.  $\pm$  1/2"  
REMOVE ALL BURRS AND  
SHARP EDGES .015 MAX

TITLE			USED ON:		
BED SLIDE ASSEMBLY			FOREST RIVER DIESEL		
SIZE	SCALE	MATERIAL			
A	1: 1				
DRW BY:	DATE:	PART NAME:			
SJ	1/18/16	ELECTRIC BED SLIDE-FR-30			
APP'D BY	DATE:	PAGE:	DWG NO.:	REV:	
—	—	2 OF 5	P70006	B	

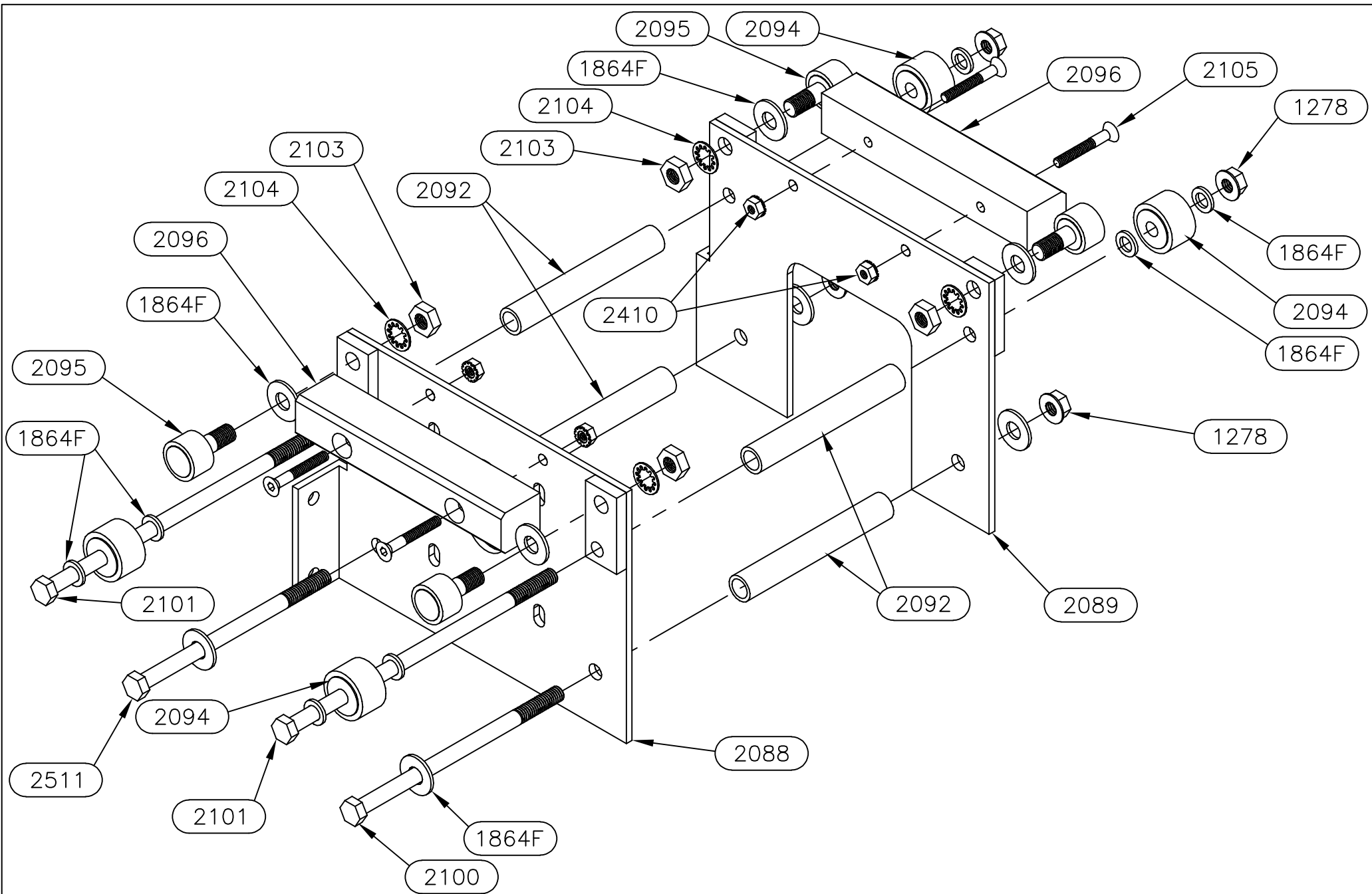


## Equalizer

55169 COUNTY ROAD 3  
ELKHART, IN 46515

NOTICE - This drawing, including principles of design, is the property of Days Corporation, Elkhart, Indiana, with the agreement that it is not to be reproduced, copied, or loaned in any manner that may constitute a detriment directly or indirectly to Days Corporation. Acceptance of this will be construed as an agreement of the above.

#	REVISIONS	BY:	DATE:	UNLESS OTHERWISE SPECIFIED:	TITLE	USED ON:
A	Added note on relay pack.	SJ	2/23/18	TOLERANCES:	BED SLIDE ASSEMBLY	FOREST RIVER DIESEL
B	Removed non inv washers & rack part number.	SJ	7/23/19	.XXX ± 0.010 .XX ± 0.010 .X ± 0.030 ANG. ± 1/2"	SIZE SCALE MATERIAL A 1: 1 _____	
				REMOVE ALL BURRS AND SHARP EDGES .015 MAX	DRW BY: DATE: SJ 1/18/16	PART NAME: ELECTRIC BED SLIDE-FR-30
					APP'D BY: DATE: — —	PAGE: DWG NO.: REV: 3 OF 5 PZ0006 B



**Equalizer**

55169 COUNTY ROAD 3  
ELKHART, IN 46515

NOTICE - This drawing, including principles of design, is the property of Days Corporation, Elkhart, Indiana, with the agreement that it is not to be reproduced, copied, or loaned in any manner that may constitute a detriment directly or indirectly to Days Corporation. Acceptance of this will be construed as an agreement of the above.

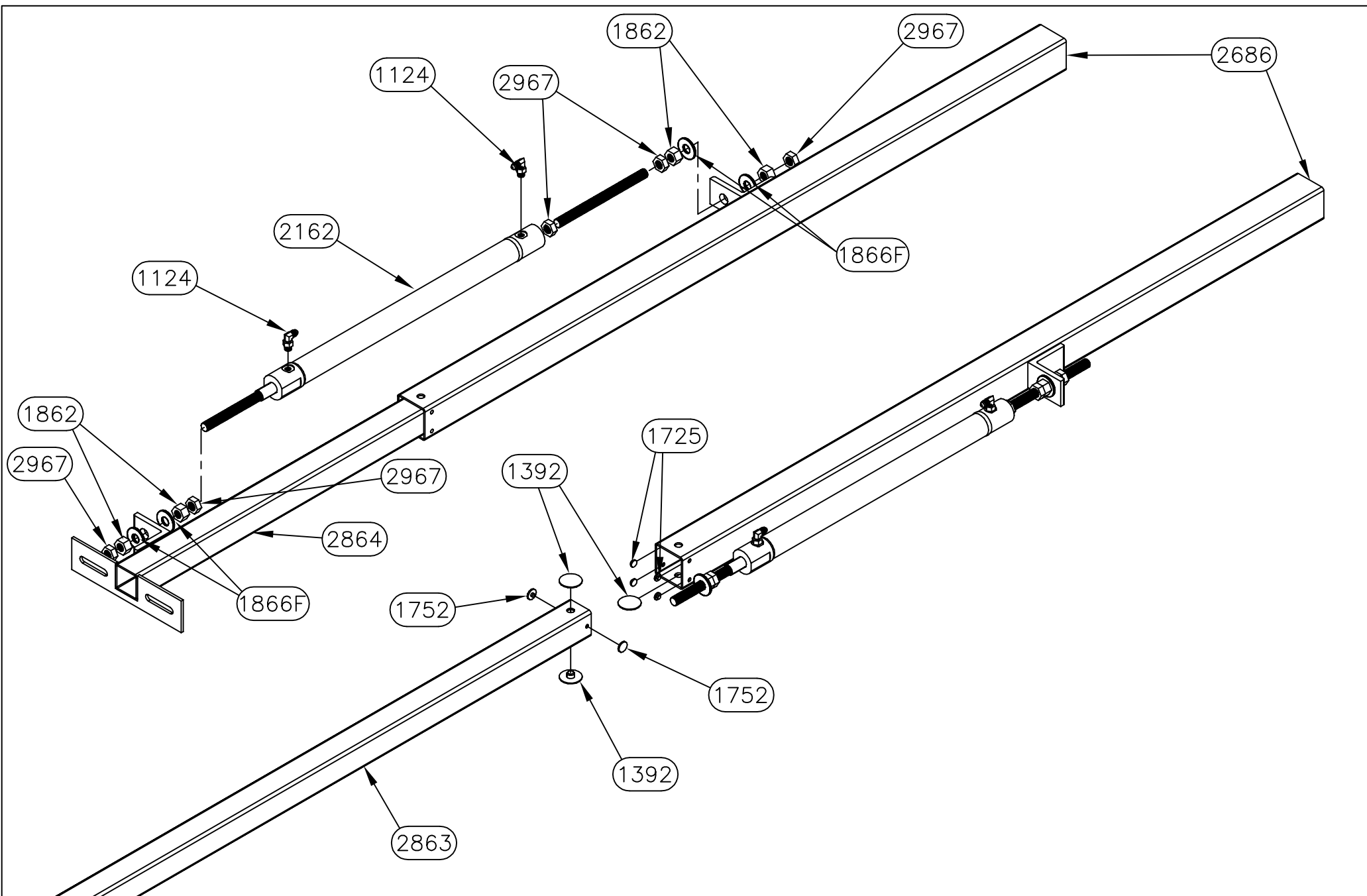
#	REVISIONS	BY:	DATE:
A	Added note on relay pack.	SJ	2/23/18
B	Removed non inv washers & rack part number.	SJ	7/23/19

UNLESS OTHERWISE  
SPECIFIED:  
TOLERANCES:  
.XXX ± 0.010  
.XX ± 0.010  
.X ± 0.030  
ANG. ± 1/2"  
REMOVE ALL BURRS AND  
SHARP EDGES .015 MAX

TITLE		USED ON:	
BED SLIDE ASSEMBLY		FOREST RIVER DIESEL	
SIZE	SCALE	MATERIAL	
A	1: 1		
DRW BY:	DATE:	PART NAME:	
SJ	1/18/16	ELECTRIC BED SLIDE-FR-30	
APP'D BY:	DATE:	PAGE:	DWG NO.:
-	-	4 OF 5	P70006
			REV: B







*Equalizer*

55169 COUNTY ROAD 3  
ELKHART, IN 46515

NOTICE - This drawing, including principles of design, is the property of Days Corporation, Elkhart, Indiana, with the agreement that it is not to be reproduced, copied, or loaned in any manner that may constitute a detriment directly or indirectly to Days Corporation. Acceptance of this will be construed as an agreement of the above.

#	REVISIONS	BY:	DATE:

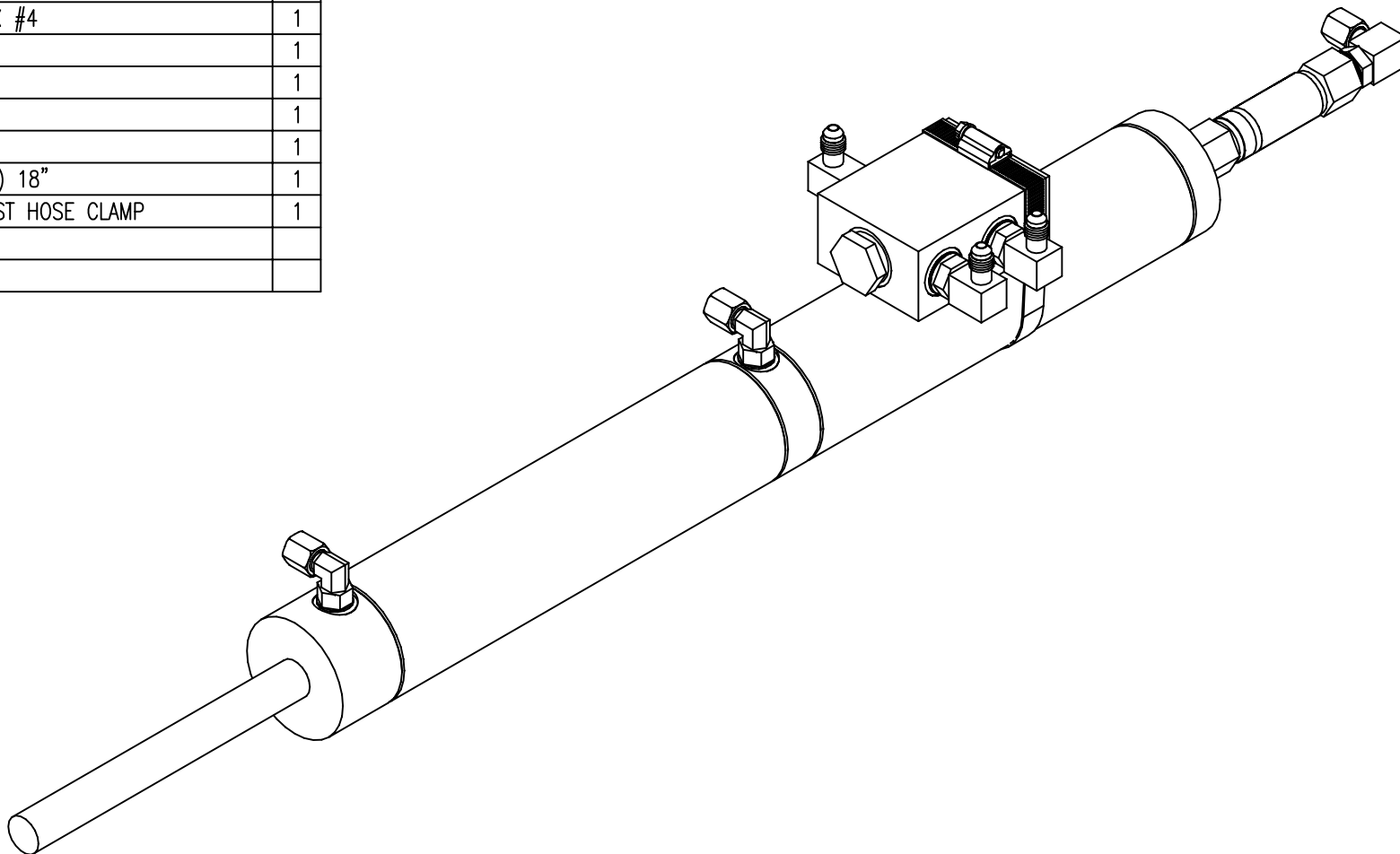
UNLESS OTHERWISE  
SPECIFIED:  
TOLERANCES:  
.XXX ± 0.010  
.XX ± 0.010  
.X ± 0.030  
ANG. ± 1/2"  
REMOVE ALL BURRS AND  
SHARP EDGES .015 MAX

TITLE MAIN SLIDE ASSEMBLY		USED ON: FOREST RIVER DIESEL	
SIZE A	SCALE 1: 1	MATERIAL 	
DRW BY: SJ	DATE: 2/23/16	PART NAME: SLIDE ASSBLY-18" MAIN-NT (2 ARM)	
APP'D BY -	DATE: -	PAGE: 2 OF 2	DWG NO.: P70015
			REV: -



## 70016 PARTS LIST

PART#	DESCRIPTION	QUAN
1109	FITTING-#6 OR X #4 JIC MALE 90	4
1124	FITTING-#4 JIC X #4 OR MALE 90	2
1139	FITTING-#4 JIC CAP	3
1403	FITTING-RESTRICTOR #6 X #4	1
2404	VALVE-ANTI CREEP	1
2534	VALVE-DIVIDER CARTRIDGE	1
2541	MANIFOLD-DIVIDER BLOCK	1
2551	PLUG-#6 SOCKET HEAD	1
2695	CYLINDER-SYNC (APPLIED) 18"	1
3111	CLAMP-4 1/8 TO 5 ST/ST HOSE CLAMP	1



**Warranty authorization must come directly from Equalizer Systems. (800) 846-9659.**

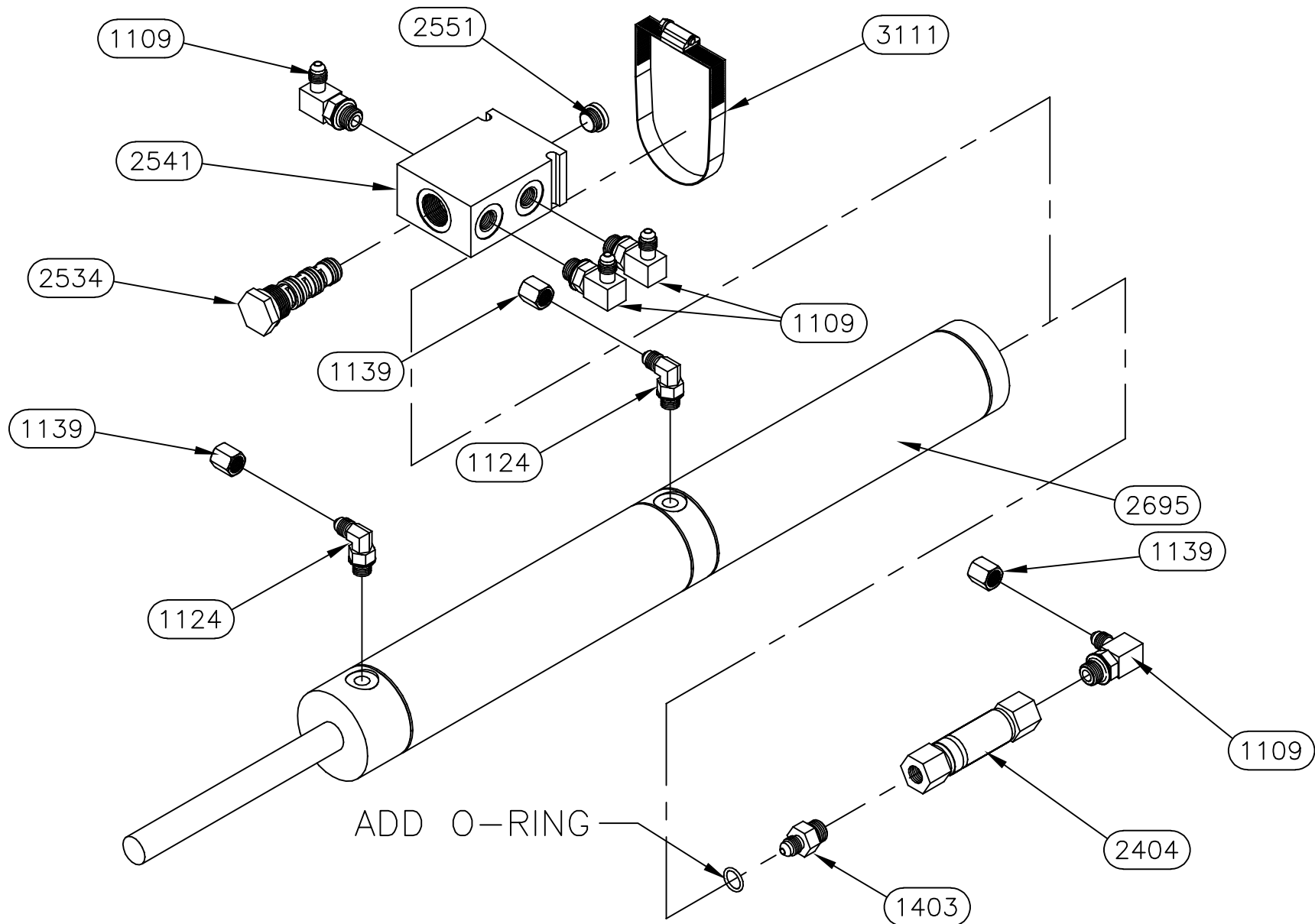
*Equalizer*

55169 COUNTY ROAD 3  
ELKHART, IN 46515

NOTICE - This drawing, including principles of design, is the property of Days Corporation, Elkhart, Indiana, with the agreement that it is not to be reproduced, copied, or loaned in any manner that may constitute a detriment directly or indirectly to Days Corporation. Acceptance of this will be construed as an agreement of the above.

#	REVISIONS	BY:	DATE:

UNLESS OTHERWISE SPECIFIED:			TITLE		USED ON:	
TOLERANCES:			SYNC CYLINDER ASSEMBLY		FULL WALL SLIDE	
.XXX ± 0.010			SIZE	SCALE	MATERIAL	
.XX ± 0.010			A	1: 1		
.X ± 0.030			DRW BY:	DATE:	PART NAME:	
ANG. ± 1/2"			SJ	1/25/17	CYLINDER-SYNC W/DIVIDER 18"-FR	
REMOVE ALL BURRS AND SHARP EDGES .015 MAX			APP'D BY	DATE:	PAGE:	DWG NO.:
			-	-	1 OF 2	P70016
						REV:
						-



**Warranty authorization must come directly from Equalizer Systems. (800) 846-9659.**

*Equalizer*

55169 COUNTY ROAD 3  
ELKHART, IN 46515

NOTICE - This drawing, including principles of design, is the property of Days Corporation, Elkhart, Indiana, with the agreement that it is not to be reproduced, copied, or loaned in any manner that may constitute a detriment directly or indirectly to Days Corporation. Acceptance of this will be construed as an agreement of the above.

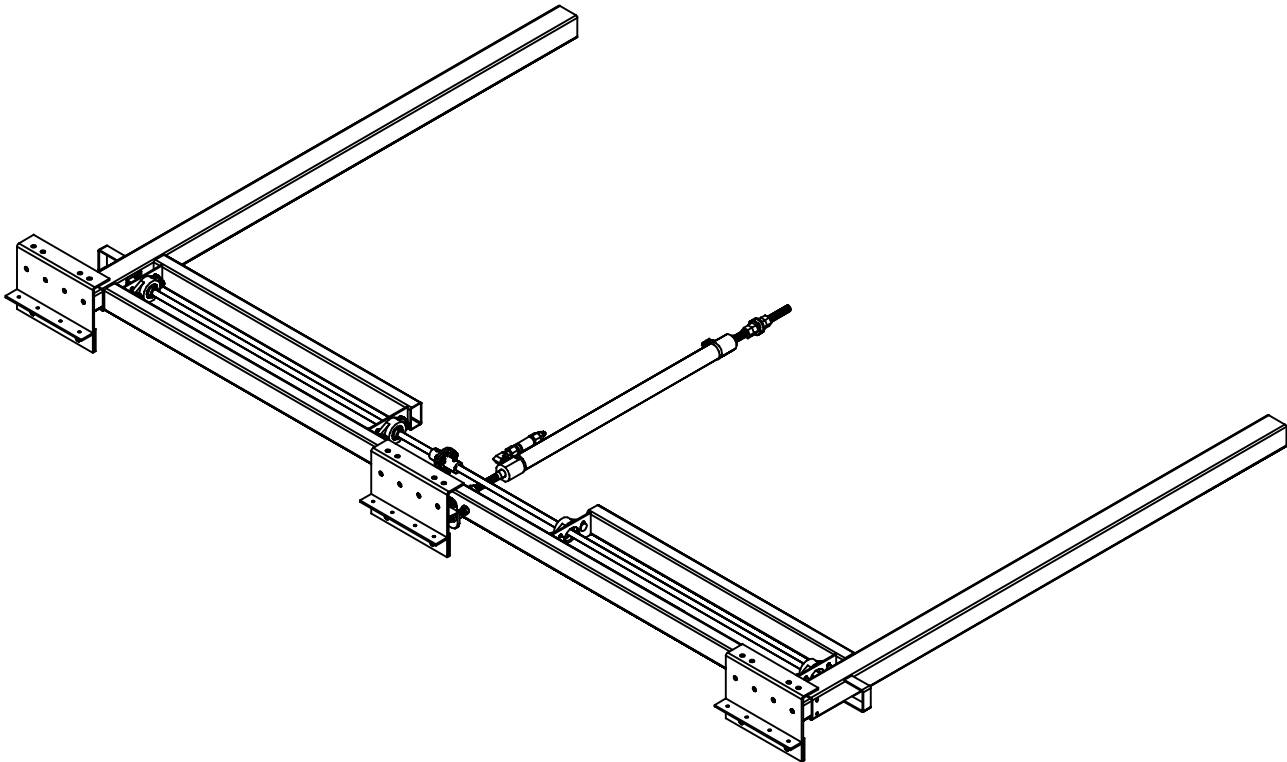
#	REVISIONS	BY:	DATE:

UNLESS OTHERWISE  
SPECIFIED:  
TOLERANCES:  
.XXX ± 0.010  
.XX ± 0.010  
.X ± 0.030  
ANG. ± 1/2"  
REMOVE ALL BURRS AND  
SHARP EDGES .015 MAX

TITLE			USED ON:		
SYNC CYLINDER ASSEMBLY			FULL WALL SLIDE		
SIZE	SCALE	MATERIAL			
A	1: 1				
DRW BY:	DATE:	PART NAME:			
SJ	1/25/17	CYLINDER-SYNC W/DIVIDER 18"-FR			
APP'D BY	DATE:	PAGE:	DWG NO.:	REV:	
-	-	2 OF 2	P70016	-	

PART NAME:  
CYLINDER-SYNC W/DIVIDER 18"-FR

70040 PARTS LIST		
PART#	DESCRIPTION	QUAN
1124	FITTING-#4 JIC X #4 OR MALE 90	1
1146	FITTING-#6 OR X #4 JIC ADAPT	1
1369	WASHER-3/8 EXT/INT TOOTH LOCK	8
1392	BUTTON-1.5" UHMW	6
1403	FITTING-RESTRICTOR #6 X #4	1
1445	BEARING-2 BOLT FLANGE	4
1725	BUTTON-1/2" UHMW	8
1728L	TUBE-36" DRIVE LH	1
1728R	TUBE-36" DRIVE RH	1
1731	SHAFT-5/8 X 41 5/8 COLD ROLL	1
1752	BUTTON-3/4" UHMW	4
1862	NUT-5/8-18 GR 2 FHN	6
1863F	PIN-3/16 X 1 1/4 SPRING	2
1865F	NUT-3/8-16 NYLOCK Z	8
1866F	WASHER-5/8 FLAT	4
1867F	BOLT-3/8-16 X 1 1/4 CARRIAGE ZINC	8
1925	BRACKET-CYLINDER MOUNT MAIN	1
2404	VALVE-ANTI CREEP	1
2451	FITTING-#4 FEM X #4 O-RING 90	1
2453	CYLINDER-SLIDE 1 3/8" BORE X 24	1
2539	COUPLING-5/8" TIMING SHAFT	2
2561	WASHER-5/8 STAR	1
2593	SCREW-1/4-20 X FLANGE	3
2594	NUT-1/4-20 FLANGE	3
2619	FRAME-96 X 20 MAIN-FR	1
2625	SHAFT-5/8 X 52 1/8 COLD ROLL	1
2669	BOLT-1/2-13 X 3 TAP GR 5	2
2670	NUT-1/2-13 JAM	2
2782	COUPLING-5/8" CYLINDER ROD	1
2967	NUT-5/8-18 HEX JAM NUT	5
0001	A.T.R.-5/8"-18 X 8 1/4" LONG	1
0002	A.T.R.-5/8"-18 X 4 1/2" LONG	1



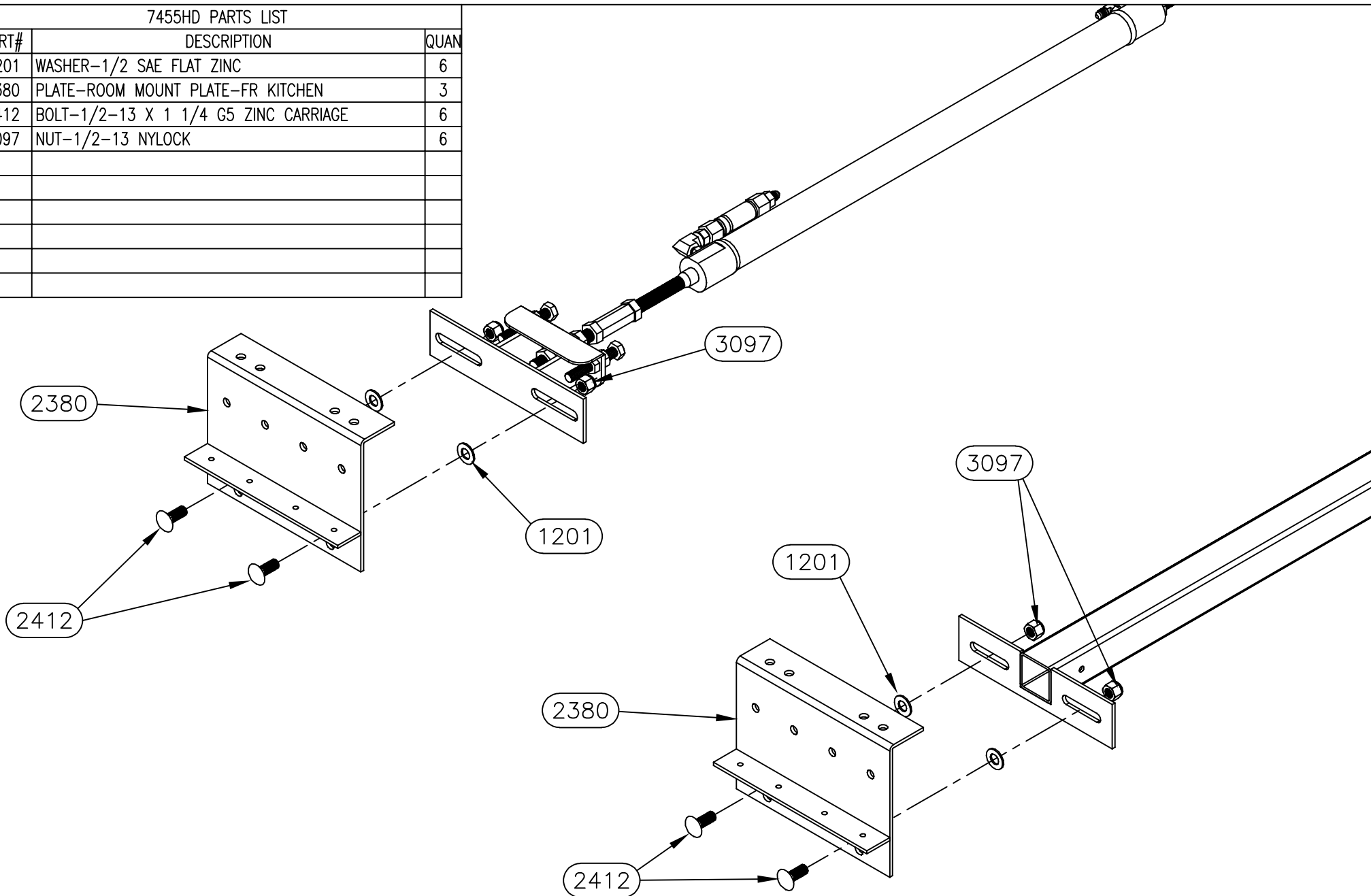
**Warranty authorization must come directly from Equalizer Systems. (800) 846-9659.**

<i>Equalizer</i>	55169 COUNTY ROAD 3 ELKHART, IN 46515	#	REVISIONS	BY:	DATE:	UNLESS OTHERWISE SPECIFIED: TOLERANCES: .XXX ± 0.010 .XX ± 0.010 .X ± 0.030 ANG. ± 1/2"  REMOVE ALL BURRS AND SHARP EDGES .015 MAX	TITLE		USED ON:		
		A	Added 4" to outer tubes.	SJ	7/17/19		MAIN SLIDE ASSEMBLY		FOREST RIVER DIESEL		
							SIZE	SCALE	MATERIAL		
							A	1: 1			
							DRW BY:	DATE:	PART NAME:		
NOTICE - This drawing, including principles of design, is the property of Days Corporation, Elkhart, Indiana, with the agreement that it is not to be reproduced, copied, or loaned in any manner that may constitute a detriment directly or indirectly to Days Corporation. Acceptance of this will be construed as an agreement of the above.							SJ	4/4/2017	MAIN SLIDE-96" X 24" FR		
							APP'D BY	DATE:	PAGE:	DWG NO.:	REV:
							-	-	1 OF 4	P70040	A



## 7455HD PARTS LIST

PART#	DESCRIPTION	QUAN
1201	WASHER-1/2 SAE FLAT ZINC	6
2380	PLATE-ROOM MOUNT PLATE-FR KITCHEN	3
2412	BOLT-1/2-13 X 1 1/4 G5 ZINC CARRIAGE	6
3097	NUT-1/2-13 NYLOCK	6

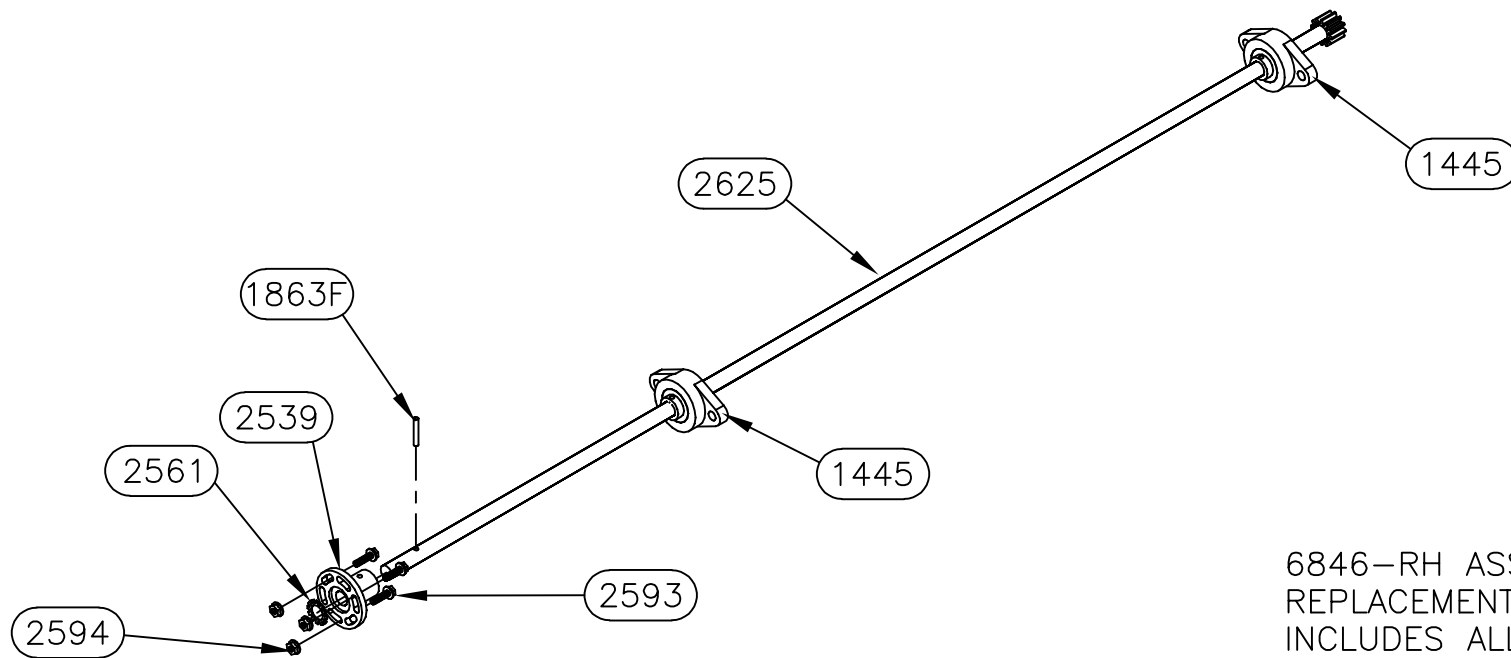
*Equalizer*55169 COUNTY ROAD 3  
ELKHART, IN 46515

#	REVISIONS	BY:	DATE:
A	Added 4" to outer tubes.	SJ	7/17/19

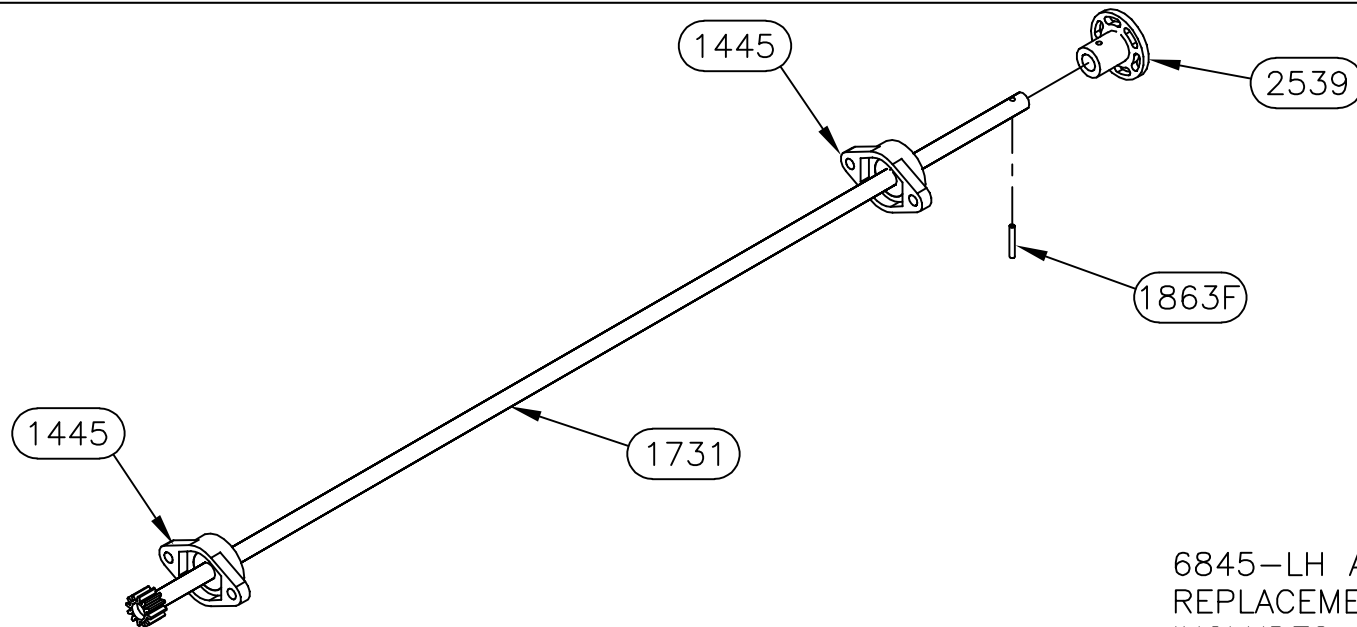
NOTICE - This drawing, including principles of design, is the property of Days Corporation, Elkhart, Indiana, with the agreement that it is not to be reproduced, copied, or loaned in any manner that may constitute a detriment directly or indirectly to Days Corporation. Acceptance of this will be construed as an agreement of the above.

UNLESS OTHERWISE  
SPECIFIED:  
TOLERANCES:  
.XXX ± 0.010  
.XX ± 0.010  
.X ± 0.030  
ANG. ± 1/2"  
REMOVE ALL BURRS AND  
SHARP EDGES .015 MAX

TITLE		USED ON:	
MAIN SLIDE ASSEMBLY		FOREST RIVER DIESEL	
SIZE	SCALE	MATERIAL	
A	1:1		
DRW BY:	DATE:	PART NAME:	
SJ	4/4/2017	MAIN SLIDE-96" X 24" FR	
APP'D BY	DATE:	PAGE:	DWG NO.:
		3 OF 4	P70040
			REV: A



6846-RH ASSEMBLY (7455)  
REPLACEMENT SHAFT ASSEMBLY  
INCLUDES ALL PARTS SHOWN



6845-LH ASSEMBLY (7455)  
REPLACEMENT SHAFT ASSEMBLY  
INCLUDES ALL PARTS SHOWN

*Equalizer*

55169 COUNTY ROAD 3  
ELKHART, IN 46515

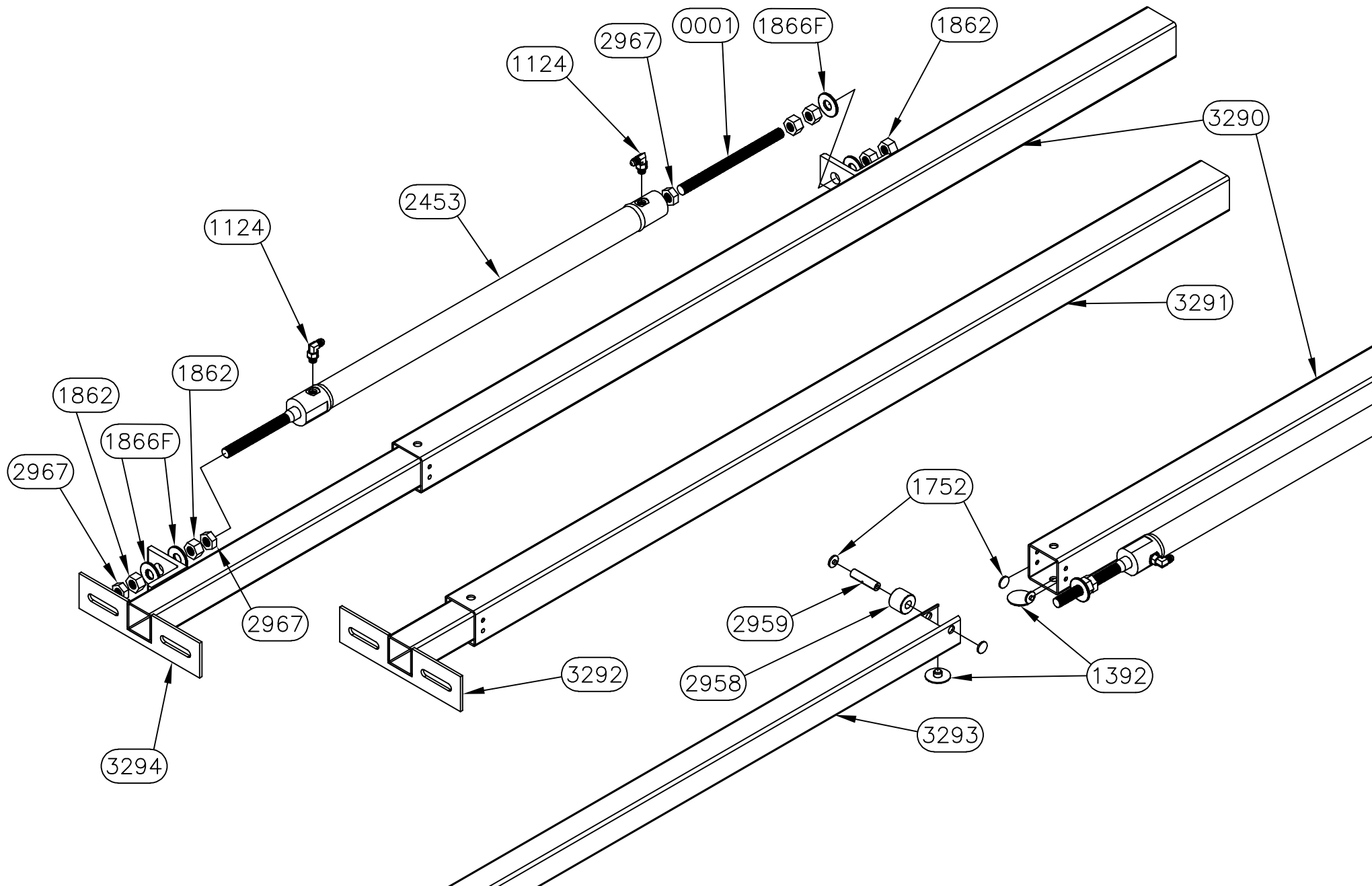
NOTICE - This drawing, including principles of design, is the property of Days Corporation, Elkhart, Indiana, with the agreement that it is not to be reproduced, copied, or loaned in any manner that may constitute a detriment directly or indirectly to Days Corporation. Acceptance of this will be construed as an agreement of the above.

#	REVISIONS	BY:	DATE:
A	Added 4" to outer tubes.	SJ	7/17/19

UNLESS OTHERWISE  
SPECIFIED:  
TOLERANCES:  
.XXX ± 0.010  
.XX ± 0.010  
.X ± 0.030  
ANG. ± 1/2"  
REMOVE ALL BURRS AND  
SHARP EDGES .015 MAX

TITLE			USED ON:		
MAIN SLIDE ASSEMBLY			FOREST RIVER DIESEL		
SIZE	SCALE	MATERIAL			
A	1: 1	_____			
DRW BY:	DATE:	PART NAME:			
SJ	4/4/2017	MAIN SLIDE-96" X 24" FR			
APP'D BY	DATE:	PAGE:	DWG NO.:	REV:	
—	—	4 OF 4	P70040	A	





*Equalizer*

55169 COUNTY ROAD 3  
ELKHART, IN 46515

NOTICE - This drawing, including principles of design, is the property of Days Corporation, Elkhart, Indiana, with the agreement that it is not to be reproduced, copied, or loaned in any manner that may constitute a detriment directly or indirectly to Days Corporation. Acceptance of this will be construed as an agreement of the above.

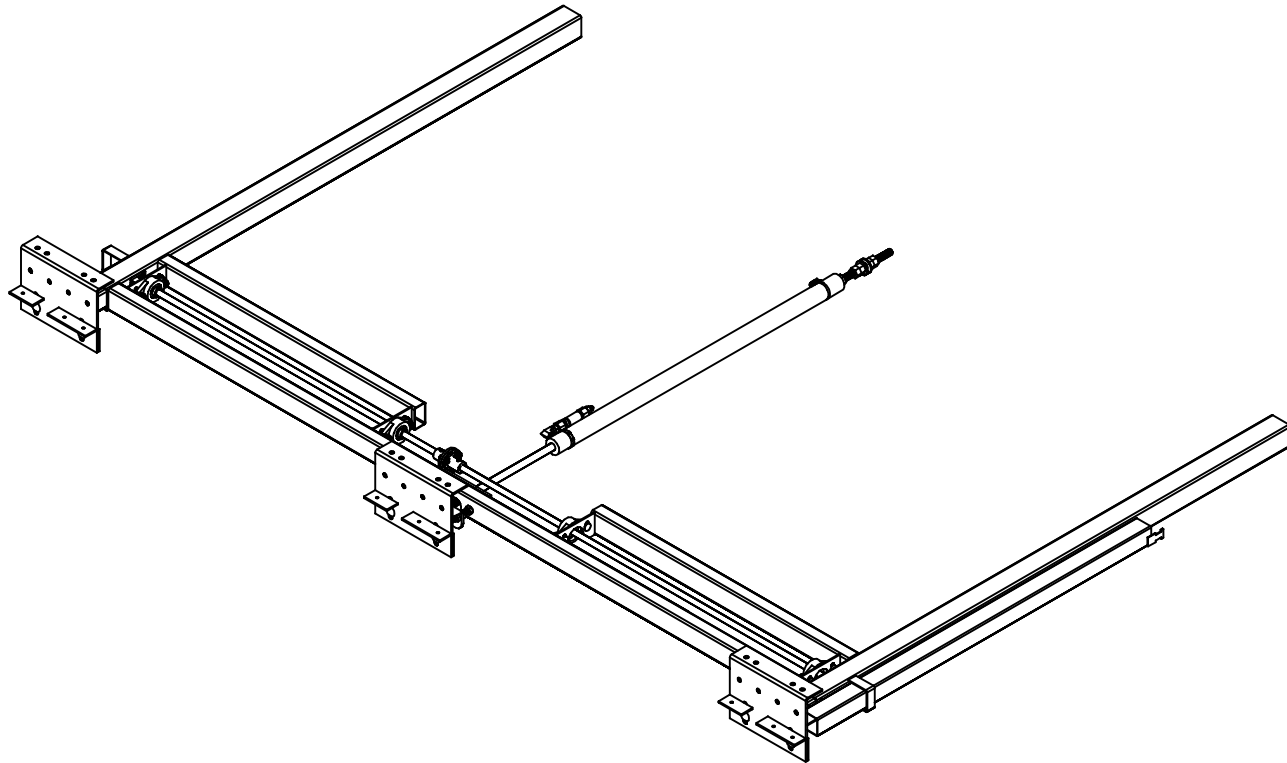
#	REVISIONS	BY:	DATE:
A	Added 4" to outer tubes.	SJ	7/17/19

UNLESS OTHERWISE SPECIFIED:		TITLE		USED ON:	
TOLERANCES:		MAIN SLIDE ASSEMBLY		FOREST RIVER DIESEL	
.XXX ± 0.010		SIZE	SCALE	MATERIAL	
.XX ± 0.010		A	1: 1		
.X ± 0.030		DRW BY:	DATE:	PART NAME:	
ANG. ± 1/2"		PSF	9/7/16	SLIDE ASSBLY-24" NT 4 ARM-FR	
REMOVE ALL BURRS AND SHARP EDGES .015 MAX		APP'D BY	DATE:	PAGE:	DWG NO.:
				2 OF 2	P70041
					REV: A



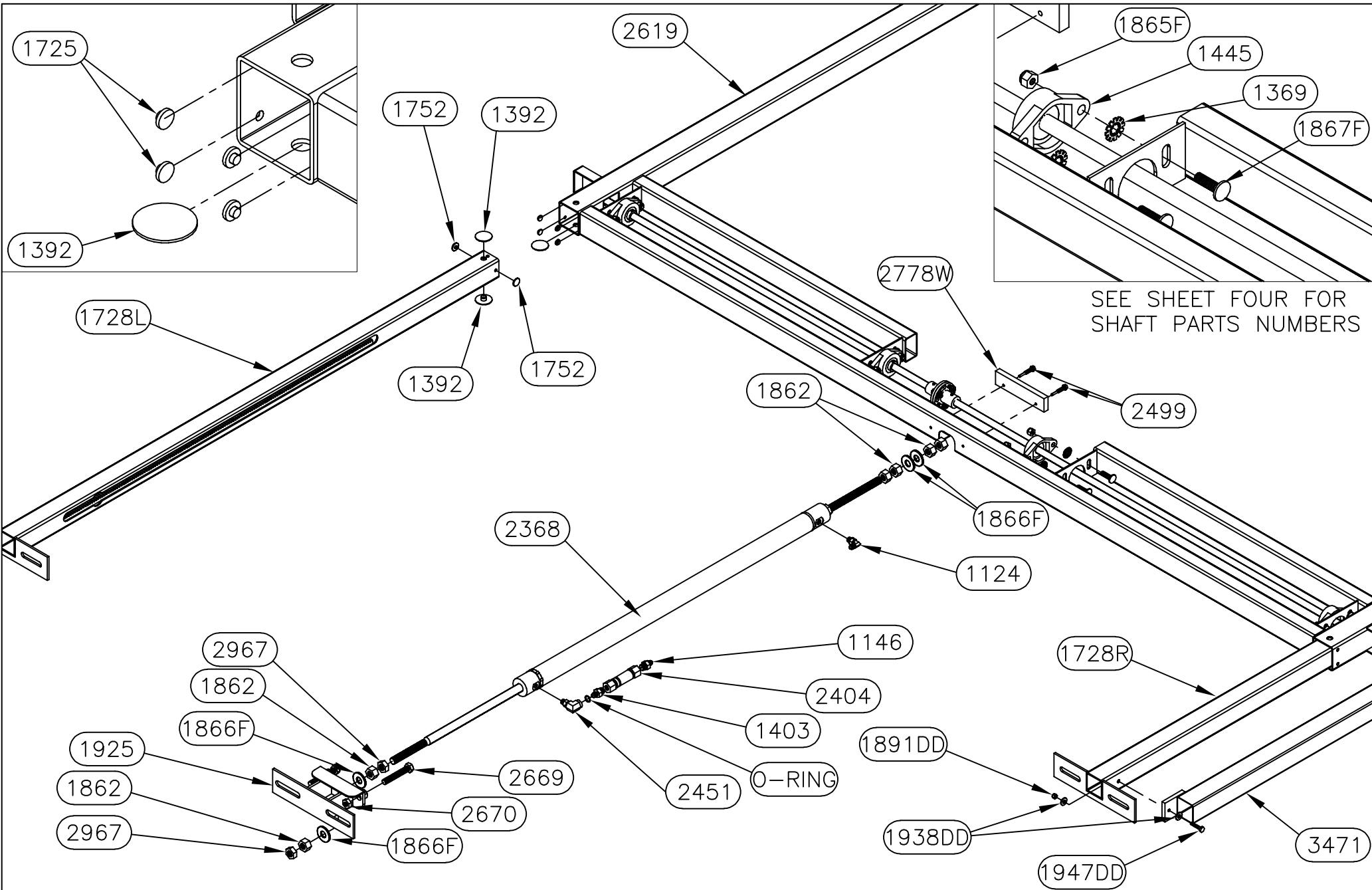
70042 PARTS LIST

PART#	DESCRIPTION	QUAN
1124	FITTING-#4 JIC X #4 OR MALE 90	1
1146	FITTING-#6 OR X #4 JIC ADAPT	1
1369	WASHER-3/8 EXT/INT TOOTH LOCK	8
1392	BUTTON-1.5" UHMW	6
1403	FITTING-RESTRICTOR #6 X #4	1
1445	BEARING-2 BOLT FLANGE	4
1725	BUTTON-1/2" UHMW	8
1728L	TUBE-36" DRIVE LH	1
1728R	TUBE-36" DRIVE RH	1
1731	SHAFT-5/8 X 41 5/8 COLD ROLL	1
1752	BUTTON-3/4" UHMW	4
1862	NUT-5/8-18 GR 2 FHN	6
1863F	PIN-3/16 X 1 1/4 SPRING	2
1865F	NUT-3/8-16 NYLOCK Z	8
1866F	WASHER-5/8 FLAT	4
1867F	BOLT-3/8-16 X 1 1/4 CARRIAGE ZINC	8
1891DD	NUT-1/2-20 NYLOCK	1
1925	BRACKET-CYLINDER MOUNT MAIN	1
1938DD	WASHER-1/4 FLAT	2
1947DD	BOLT-1/4-20 X 1 1/4 HHCS	1
2368	CYLINDER-SLIDE 1 3/8" X 32	1
2404	VALVE-ANTI CREEP	1
2451	FITTING-#4 FEM X #4 O-RING 90	1
2499	SCREW-1/4 X 1 1/4 TEK	2
2539	COUPLING-5/8" TIMING SHAFT	2
2561	WASHER-5/8 STAR	1
2593	SCREW-1/4-20 X FLANGE	3
2594	NUT-1/4-20 FLANGE	3
2619	FRAME-96 X 20 MAIN-FR	1
2625	SHAFT-5/8 X 52 1/8 COLD ROLL	1
2669	BOLT-1/2-13 X 3 TAP GR 5	2
2670	NUT-1/2-13 JAM	2
2778W	GUARD-CYLINDER ROD	1
2967	NUT-5/8-18 HEX JAM NUT	2
3471	TUBE-ELECTRIC CORD-2" SQUARE	1



**Warranty authorization must come directly from Equalizer Systems. (800) 846-9659.**

<i>Equalizer</i> 55169 COUNTY ROAD 3 ELKHART, IN 46515  NOTICE - This drawing, including principles of design, is the property of Days Corporation, Elkhart, Indiana, with the agreement that it is not to be reproduced, copied, or loaned in any manner that may constitute a detriment directly or indirectly to Days Corporation. Acceptance of this will be construed as an agreement of the above.	#	REVISIONS	BY:	DATE:	UNLESS OTHERWISE SPECIFIED: TOLERANCES: .XXX ± 0.010 .XX ± 0.010 .X ± 0.030 ANG. ± 1/2"  REMOVE ALL BURRS AND SHARP EDGES .015 MAX	TITLE		USED ON:	
	A	CHANGED E-CORD TUBE FROM 3283 TO 3471	SJ	2/13/18		MAIN SLIDE ASSEMBLY		FOREST RIVER DIESEL	
	B	Added 4" to outer tubes.	SJ	7/18/19		SIZE	SCALE	MATERIAL	
						A	1: 1		
						DRW BY:	DATE:	PART NAME:	
						SJ	4/4/2017	MAIN SLIDE-96" X 32" FR	
						APP'D BY	DATE:	PAGE:	DWG NO.:
						-	-	1 OF 4	P70042
								REV:	B

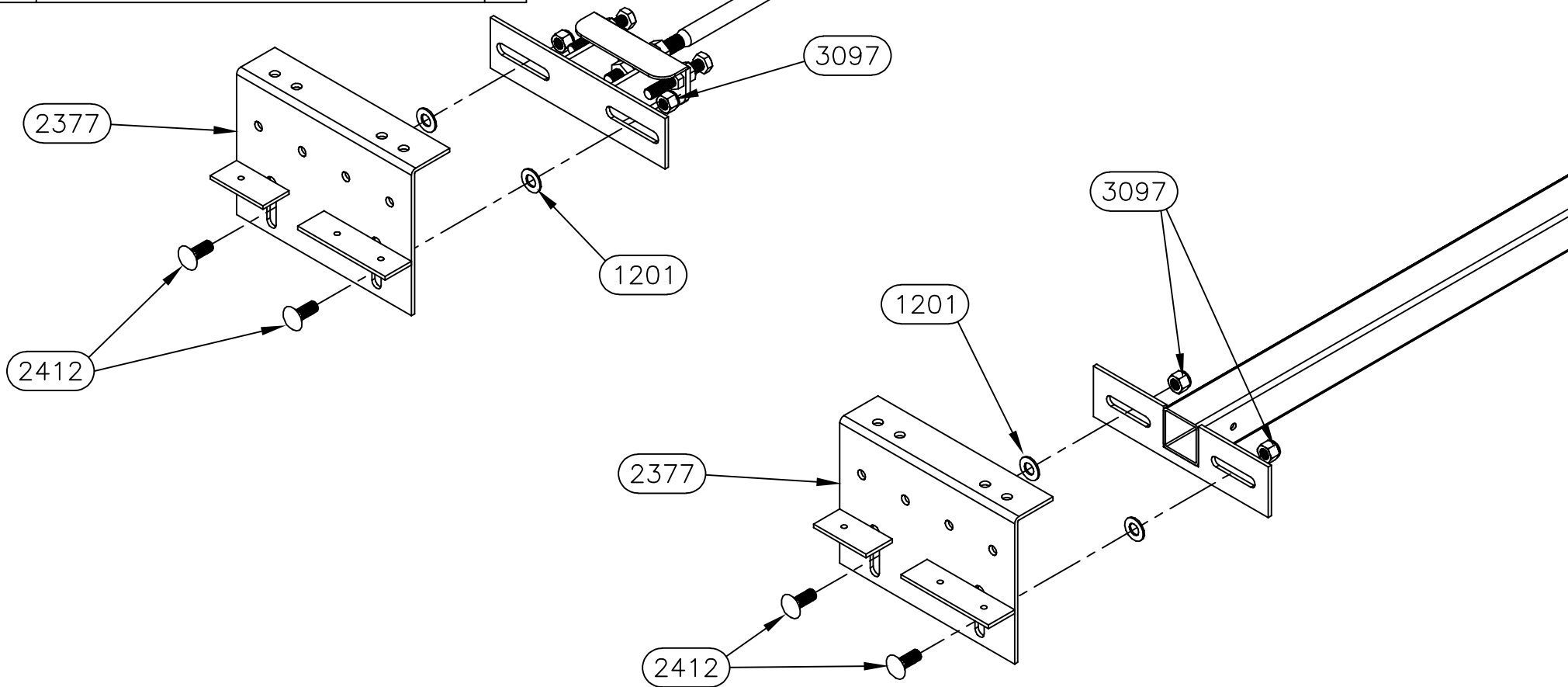


SEE SHEET FOUR FOR  
SHAFT PARTS NUMBERS

<i>Equalizer</i> 55169 COUNTY ROAD 3 ELKHART, IN 46515	#	REVISIONS	BY:	DATE:	UNLESS OTHERWISE SPECIFIED: TOLERANCES: .XXX ± 0.010 .XX ± 0.010 .X ± 0.030 ANG. ± 1/2" REMOVE ALL BURRS AND SHARP EDGES .015 MAX	TITLE		USED ON:		
	A	CHANGED E-CORD TUBE FROM 3283 TO 3471	SJ	2/13/18		MAIN SLIDE ASSEMBLY		FOREST RIVER DIESEL		
	B	Added 4" to outer tubes.	SJ	7/18/19		SIZE	SCALE	MATERIAL		
						A	1: 1			
						DRW BY:	DATE:	PART NAME:		
						SJ	4/4/2017	MAIN SLIDE-96" X 32" FR		
						APP'D BY	DATE:	PAGE:	DWG NO.:	REV:
NOTICE - This drawing, including principles of design, is the property of Days Corporation, Elkhart, Indiana, with the agreement that it is not to be reproduced, copied, or loaned in any manner that may constitute a detriment directly or indirectly to Days Corporation. Acceptance of this will be construed as an agreement of the above.						-	-	2 OF 4	P70042	B

# 7258HD PARTS LIST

PART#	DESCRIPTION	QUAN
1201	WASHER-1/2 SAE FLAT ZINC	6
2377	PLATE-ROOM MOUNT PLATE-FR DIN	3
2412	BOLT-1/2-13 X 1 1/4 G5 ZINC CARRIAGE	6
3097	NUT-1/2-13 NYLOCK	6



*Equalizer*

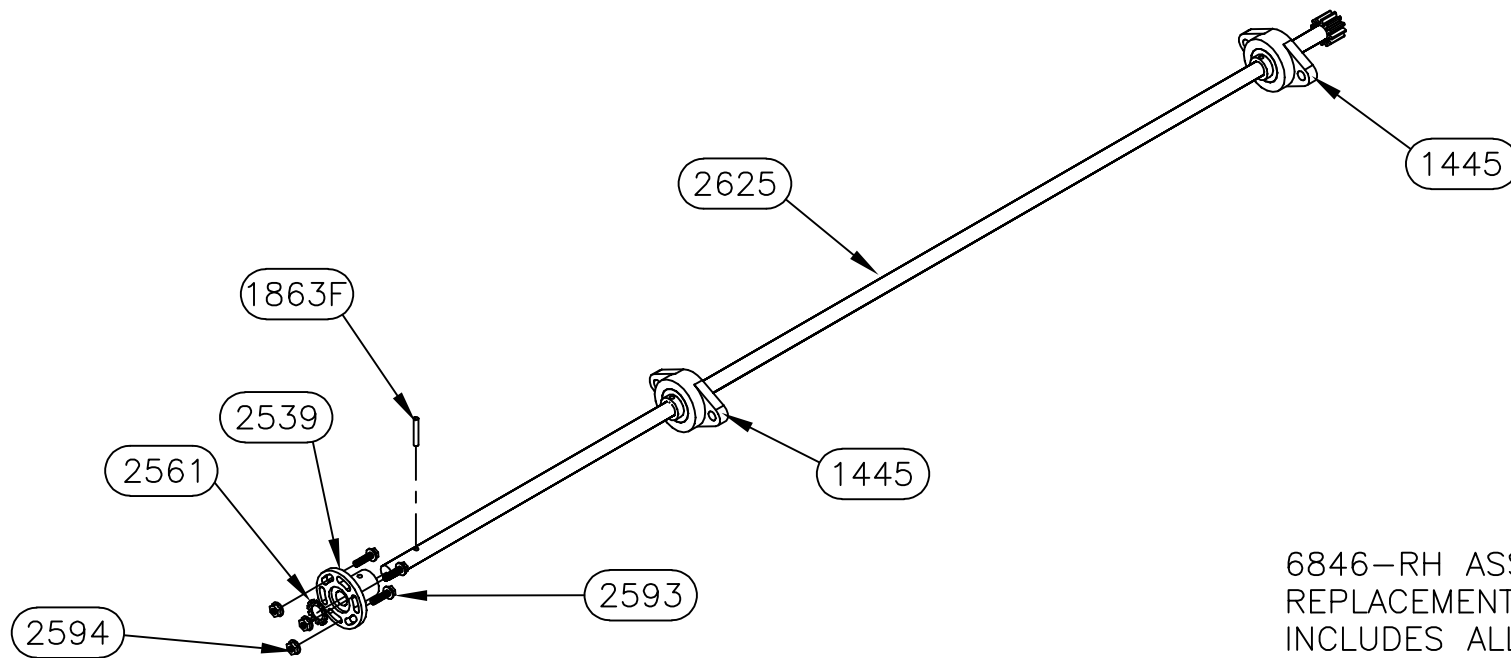
55169 COUNTY ROAD 3  
ELKHART, IN 46515

NOTICE - This drawing, including principles of design, is the property of Days Corporation, Elkhart, Indiana, with the agreement that it is not to be reproduced, copied, or loaned in any manner that may constitute a detriment directly or indirectly to Days Corporation. Acceptance of this will be construed as an agreement of the above.

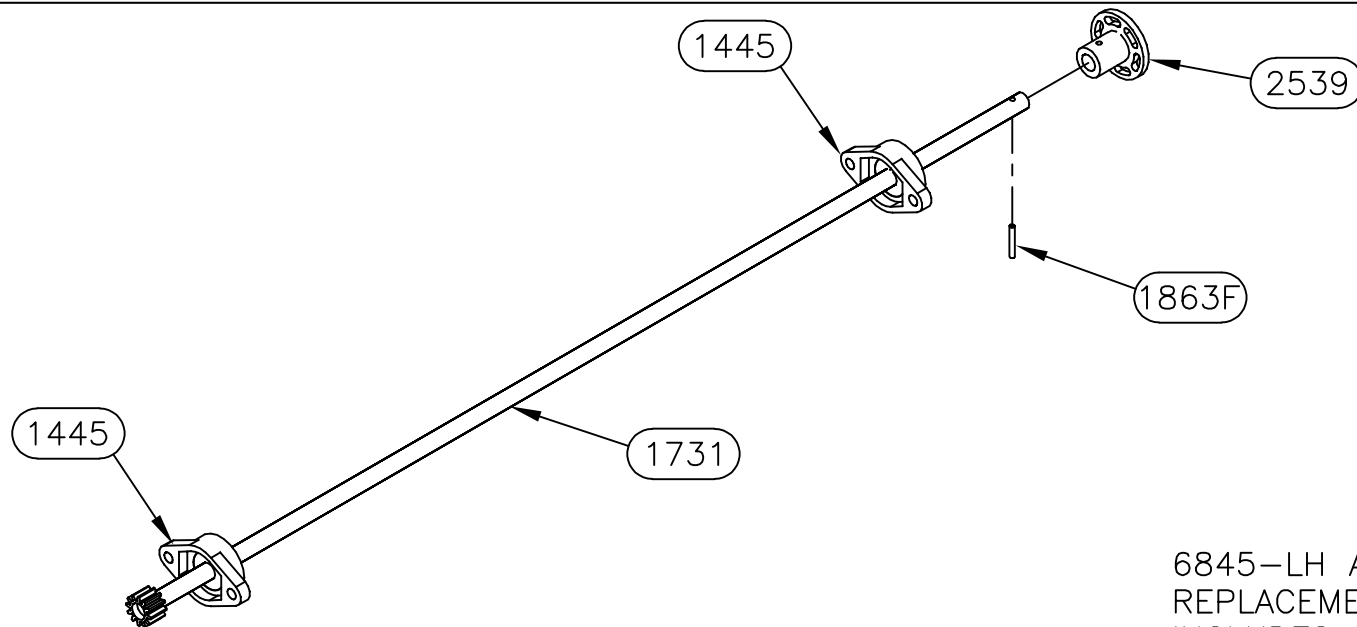
#	REVISIONS	BY:	DATE:
A	CHANGED E-CORD TUBE FROM 3283 TO 3471	SJ	2/13/18
B	Added 4" to outer tubes.	SJ	7/18/19

UNLESS OTHERWISE  
SPECIFIED:  
TOLERANCES:  
.XXX ± 0.010  
.XX ± 0.010  
.X ± 0.030  
ANG. ± 1/2"  
REMOVE ALL BURRS AND  
SHARP EDGES .015 MAX

TITLE MAIN SLIDE ASSEMBLY		USED ON: FOREST RIVER DIESEL	
SIZE A	SCALE 1: 1	MATERIAL	
DRW BY: SJ	DATE: 4/4/2017	PART NAME: MAIN SLIDE-96" X 32" FR	
APP'D BY -	DATE: -	PAGE: 3 OF 4	DWG NO.: P70042
			REV: B



6846-RH ASSEMBLY (7455)  
REPLACEMENT SHAFT ASSEMBLY  
INCLUDES ALL PARTS SHOWN



6845-LH ASSEMBLY (7455)  
REPLACEMENT SHAFT ASSEMBLY  
INCLUDES ALL PARTS SHOWN

*Equalizer*

55169 COUNTY ROAD 3  
ELKHART, IN 46515

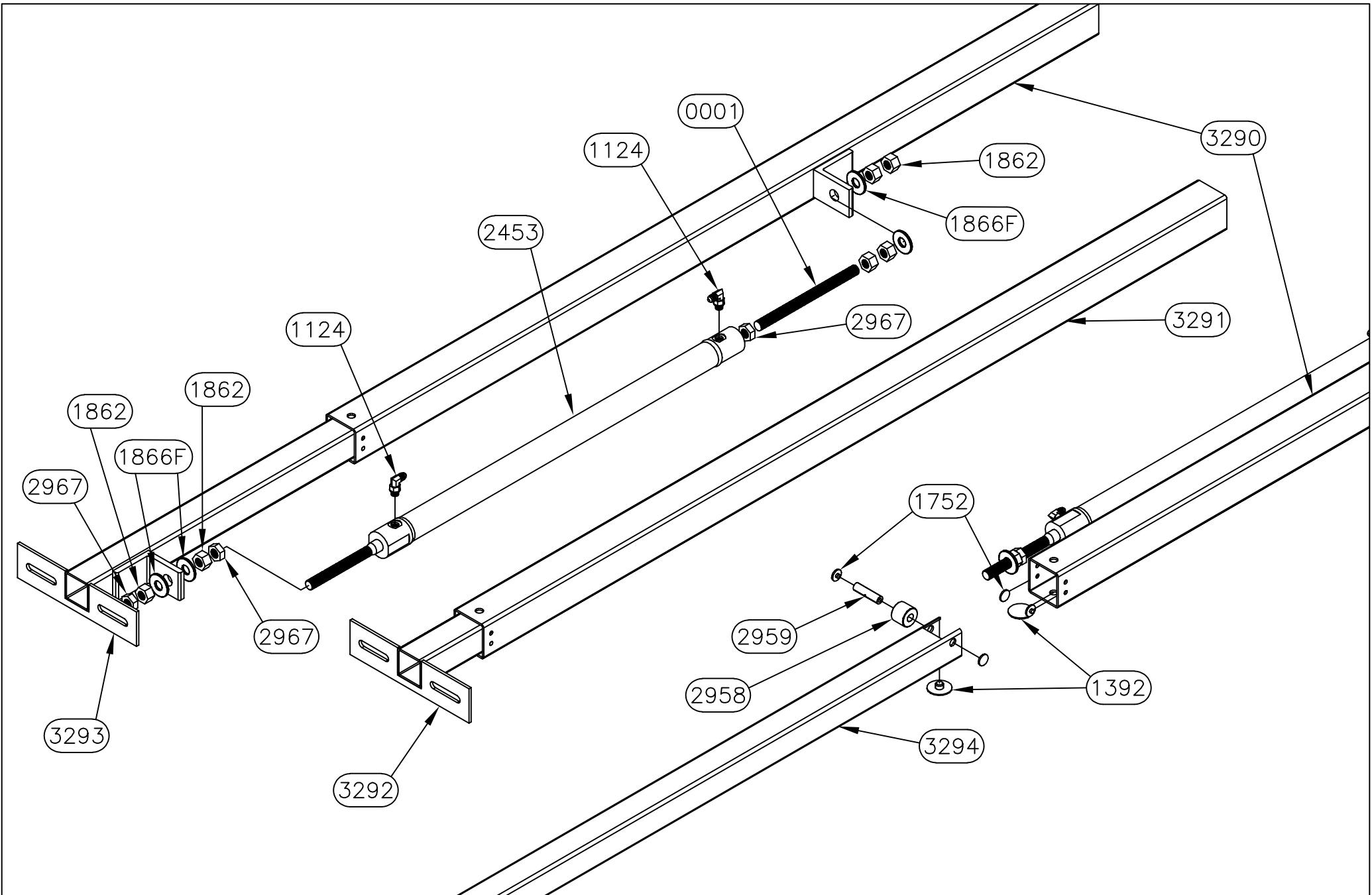
NOTICE - This drawing, including principles of design, is the property of Days Corporation, Elkhart, Indiana, with the agreement that it is not to be reproduced, copied, or loaned in any manner that may constitute a detriment directly or indirectly to Days Corporation. Acceptance of this will be construed as an agreement of the above.

#	REVISIONS	BY:	DATE:
A	CHANGED E-CORD TUBE FROM 3283 TO 3471	SJ	2/13/18
B	Added 4" to outer tubes.	SJ	7/18/19

UNLESS OTHERWISE  
SPECIFIED:  
TOLERANCES:  
.XXX ± 0.010  
.XX ± 0.010  
.X ± 0.030  
ANG. ± 1/2"  
REMOVE ALL BURRS AND  
SHARP EDGES .015 MAX

TITLE			USED ON:		
MAIN SLIDE ASSEMBLY			FOREST RIVER DIESEL		
SIZE	SCALE	MATERIAL			
A	1: 1	_____			
DRW BY:	DATE:	PART NAME:			
SJ	4/4/2017	MAIN SLIDE-96" X 32" FR			
APP'D BY	DATE:	PAGE:	DWG NO.:	REV:	
—	—	4 OF 4	P70042	B	





*Equalizer*

55169 COUNTY ROAD 3  
ELKHART, IN 46515

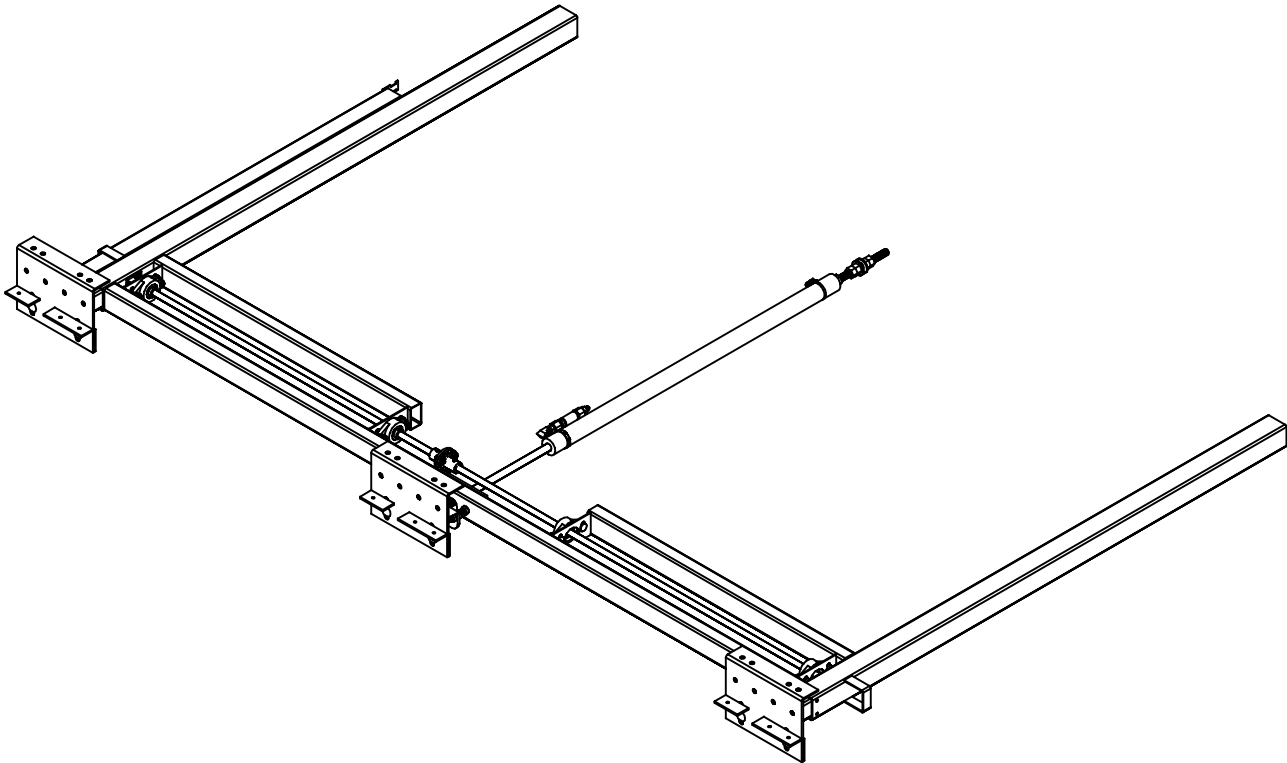
NOTICE - This drawing, including principles of design, is the property of Days Corporation, Elkhart, Indiana, with the agreement that it is not to be reproduced, copied, or loaned in any manner that may constitute a detriment directly or indirectly to Days Corporation. Acceptance of this will be construed as an agreement of the above.

#	REVISIONS	BY:	DATE:
A	Added 4" to outer tube.	SJ	7/18/19
B	Changed RH drive assembly to LH	SJ	10/1/20

UNLESS OTHERWISE  
SPECIFIED:  
TOLERANCES:  
.XXX ± 0.010  
.XX ± 0.010  
.X ± 0.030  
ANG. ± 1/2"  
REMOVE ALL BURRS AND  
SHARP EDGES .015 MAX

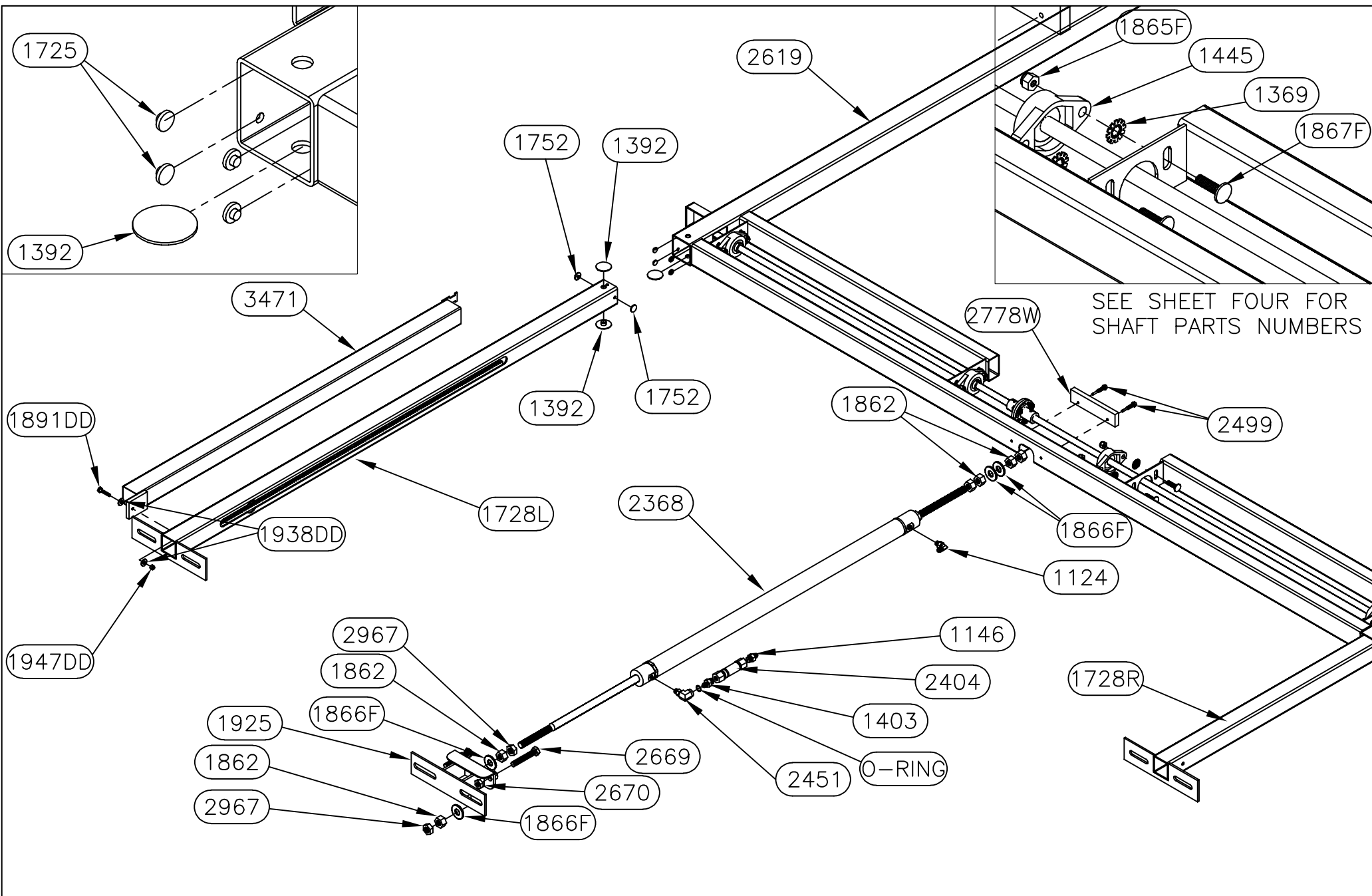
TITLE MAIN SLIDE ASSEMBLY		USED ON: FOREST RIVER DIESEL	
SIZE A	SCALE 1: 1	MATERIAL	
DRW BY: PSF	DATE: 9/9/16	PART NAME: SLIDE ASSBLY-24" NT 6 ARM-FR	
APP'D BY -	DATE: -	PAGE: 2 OF 2	DWG NO.: P70043
		REV: B	

70058 PARTS LIST		
PART#	DESCRIPTION	QUAN
1124	FITTING-#4 JIC X #4 OR MALE 90	1
1146	FITTING-#6 OR X #4 JIC ADAPT	1
1369	WASHER-3/8 EXT/INT TOOTH LOCK	8
1392	BUTTON-1.5" UHMW	6
1403	FITTING-RESTRICTOR #6 X #4	1
1445	BEARING-2 BOLT FLANGE	4
1725	BUTTON-1/2" UHMW	8
1728L	TUBE-36" DRIVE LH	1
1728R	TUBE-36" DRIVE RH	1
1731	SHAFT-5/8 X 41 5/8 COLD ROLL	1
1752	BUTTON-3/4" UHMW	4
1862	NUT-5/8-18 GR 2 FHN	6
1863F	PIN-3/16 X 1 1/4 SPRING	2
1865F	NUT-3/8-16 NYLOCK Z	8
1866F	WASHER-5/8 FLAT	4
1867F	BOLT-3/8-16 X 1 1/4 CARRIAGE ZINC	8
1891DD	NUT-1/2-20 NYLOCK	1
1925	BRACKET-CYLINDER MOUNT MAIN	1
1938DD	WASHER-1/4 FLAT	2
1947DD	BOLT-1/4-20 X 1 1/4 HHCS	1
2368	CYLINDER-SLIDE 1 3/8" X 32	1
2404	VALVE-ANTI CREEP	1
2451	FITTING-#4 FEM X #4 O-RING 90	1
2499	SCREW-1/4 X 1 1/4 TEK	2
2539	COUPLING-5/8" TIMING SHAFT	2
2561	WASHER-5/8 STAR	1
2593	SCREW-1/4-20 X FLANGE	3
2594	NUT-1/4-20 FLANGE	3
2619	FRAME-96 X 20 MAIN-FR	1
2625	SHAFT-5/8 X 52 1/8 COLD ROLL	1
2669	BOLT-1/2-13 X 3 TAP GR 5	2
2670	NUT-1/2-13 JAM	2
2778W	GUARD-CYLINDER ROD	1
2967	NUT-5/8-18 HEX JAM NUT	2
3471	TUBE-ELECTRIC CORD-2" SQUARE	1



**Warranty authorization must come directly from Equalizer Systems. (800) 846-9659.**

<i>Equalizer</i> 55169 COUNTY ROAD 3 ELKHART, IN 46515	#	REVISIONS	BY:	DATE:	UNLESS OTHERWISE SPECIFIED: TOLERANCES: .XXX ± 0.010 .XX ± 0.010 .X ± 0.030 ANG. ± 1/2" REMOVE ALL BURRS AND SHARP EDGES .015 MAX	TITLE		USED ON:	
	A	CHANGED E-CORD TUBE FROM 3283 TO 3471	SJ	2/13/18		MAIN SLIDE ASSEMBLY		FOREST RIVER DIESEL	
	B	Added 4" to outer tube.	SJ	7/18/19		SIZE	SCALE	MATERIAL	
						A	1: 1		
						DRW BY:	DATE:	PART NAME:	
						SJ	6/6/17	MAIN SLIDE-96" X 32"-FR-LT	
						APP'D BY	DATE:	PAGE:	DWG NO.:
NOTICE - This drawing, including principles of design, is the property of Days Corporation, Elkhart, Indiana, with the agreement that it is not to be reproduced, copied, or loaned in any manner that may constitute a detriment directly or indirectly to Days Corporation. Acceptance of this will be construed as an agreement of the above.						-	1 OF 4	P70058	B



*Equalizer*

55169 COUNTY ROAD 3  
ELKHART, IN 46515

NOTICE - This drawing, including principles of design, is the property of Days Corporation, Elkhart, Indiana, with the agreement that it is not to be reproduced, copied, or loaned in any manner that may constitute a detriment directly or indirectly to Days Corporation. Acceptance of this will be construed as an agreement of the above.

#	REVISIONS	BY:	DATE:
A	CHANGED E-CORD TUBE FROM 3283 TO 3471	SJ	2/13/18
B	Added 4" to outer tube.	SJ	7/18/19

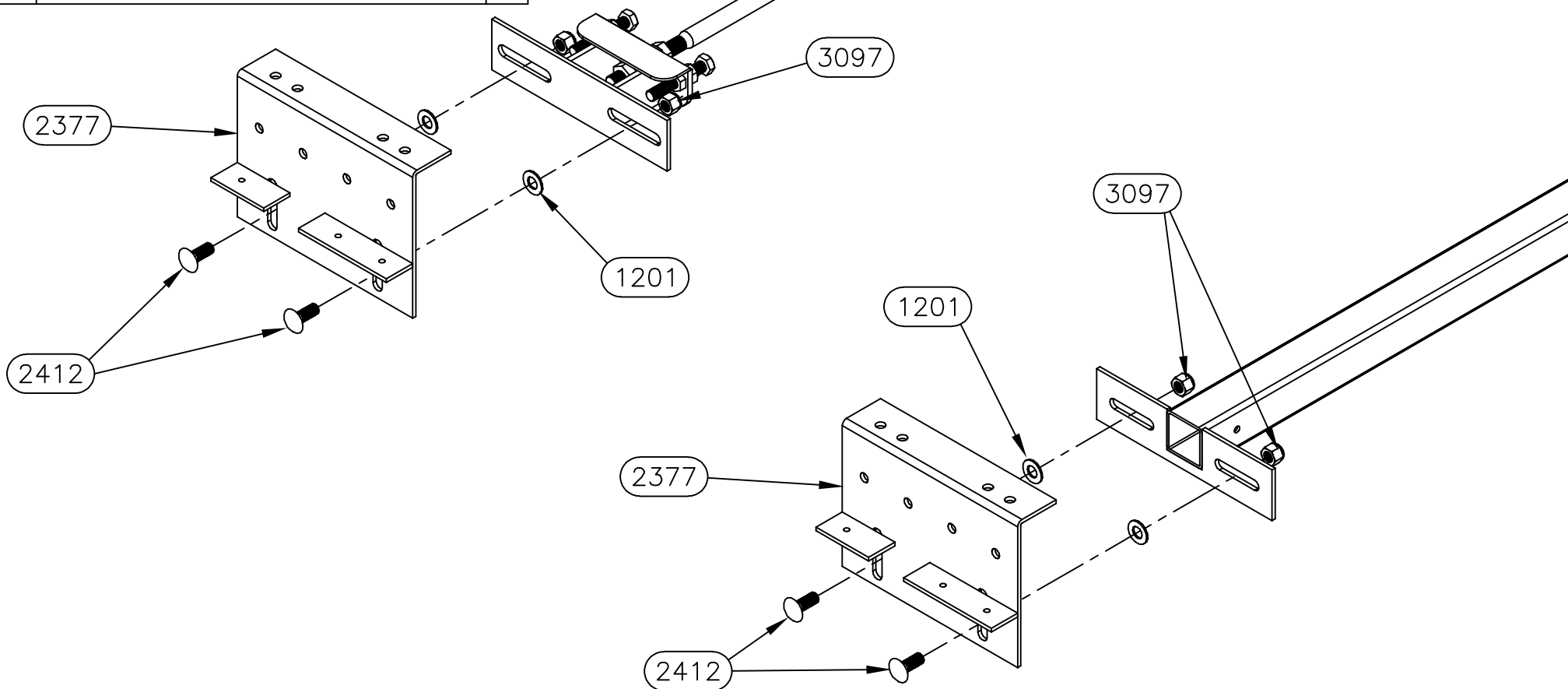
UNLESS OTHERWISE  
SPECIFIED:  
TOLERANCES:  
.XXX ± 0.010  
.XX ± 0.010  
.X ± 0.030  
ANG. ± 1/2"  
REMOVE ALL BURRS AND  
SHARP EDGES .015 MAX

TITLE MAIN SLIDE ASSEMBLY		USED ON: FOREST RIVER DIESEL	
SIZE A	SCALE 1: 1	MATERIAL	
DRW BY: SJ	DATE: 6/6/17	PART NAME: MAIN SLIDE-96" X 32"-FR-LT	
APP'D BY -	DATE: -	PAGE: 2 OF 4	DWG NO.: P70058
			REV: B



## 7258HD PARTS LIST

PART#	DESCRIPTION	QUAN
1201	WASHER-1/2 SAE FLAT ZINC	6
2377	PLATE-ROOM MOUNT PLATE-FR DIN	3
2412	BOLT-1/2-13 X 1 1/4 G5 ZINC CARRIAGE	6
3097	NUT-1/2-13 NYLOCK	6

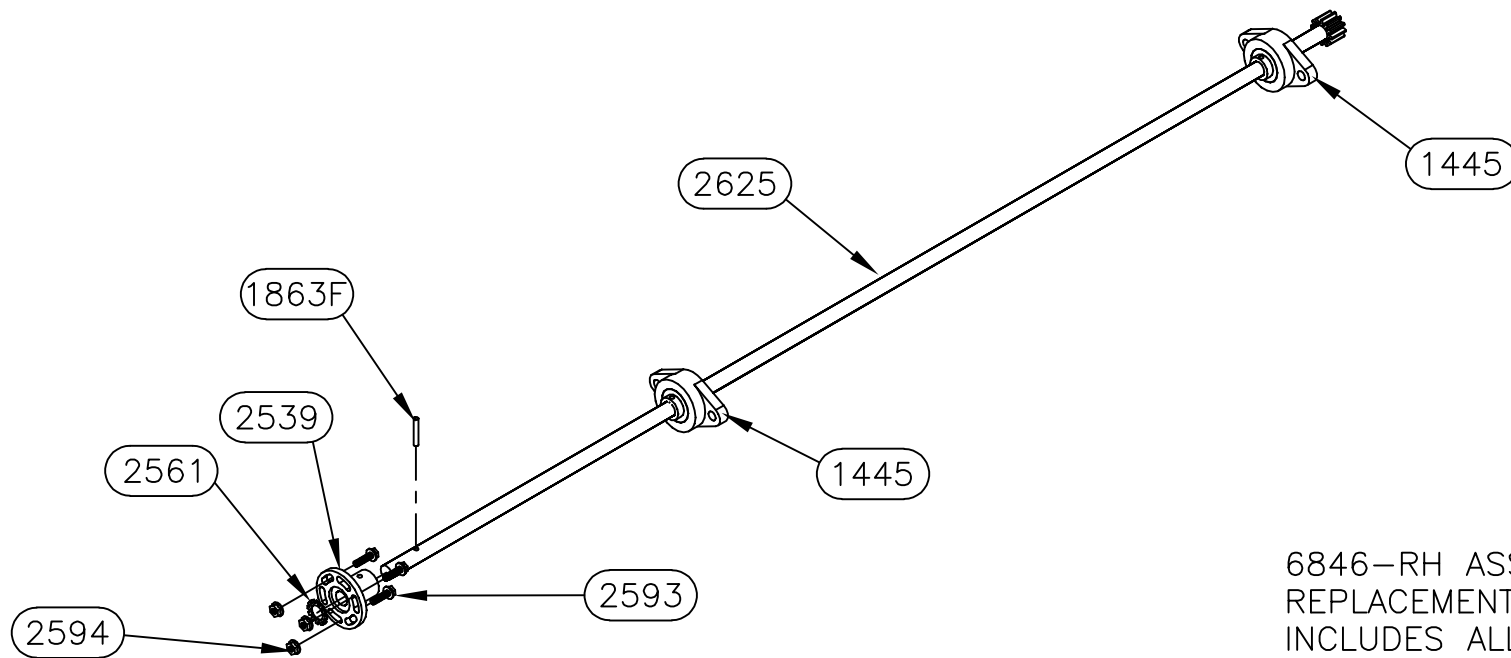
*Equalizer*55169 COUNTY ROAD 3  
ELKHART, IN 46515

NOTICE - This drawing, including principles of design, is the property of Days Corporation, Elkhart, Indiana, with the agreement that it is not to be reproduced, copied, or loaned in any manner that may constitute a detriment directly or indirectly to Days Corporation. Acceptance of this will be construed as an agreement of the above.

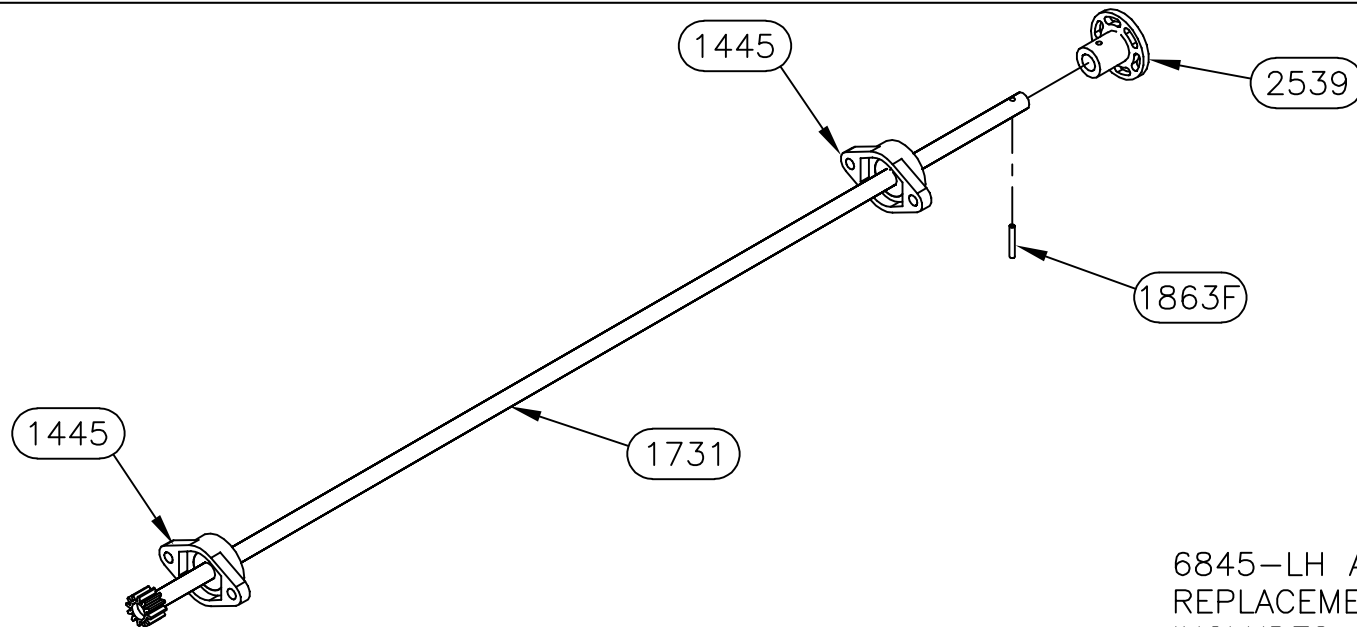
#	REVISIONS	BY:	DATE:
A	CHANGED E-CORD TUBE FROM 3283 TO 3471	SJ	2/13/18
B	Added 4" to outer tube.	SJ	7/18/19

UNLESS OTHERWISE  
SPECIFIED:  
TOLERANCES:  
.XXX ± 0.010  
.XX ± 0.010  
.X ± 0.030  
ANG. ± 1/2"  
REMOVE ALL BURRS AND  
SHARP EDGES .015 MAX

TITLE MAIN SLIDE ASSEMBLY		USED ON: FOREST RIVER DIESEL	
SIZE A	SCALE 1: 1	MATERIAL	
DRW BY: SJ	DATE: 6/6/17	PART NAME: MAIN SLIDE-96" X 32"-FR-LT	
APP'D BY -	DATE: -	PAGE: 3 OF 4	DWG NO.: P70058
			REV: B



6846-RH ASSEMBLY (7455)  
REPLACEMENT SHAFT ASSEMBLY  
INCLUDES ALL PARTS SHOWN



6845-LH ASSEMBLY (7455)  
REPLACEMENT SHAFT ASSEMBLY  
INCLUDES ALL PARTS SHOWN

*Equalizer*

55169 COUNTY ROAD 3  
ELKHART, IN 46515

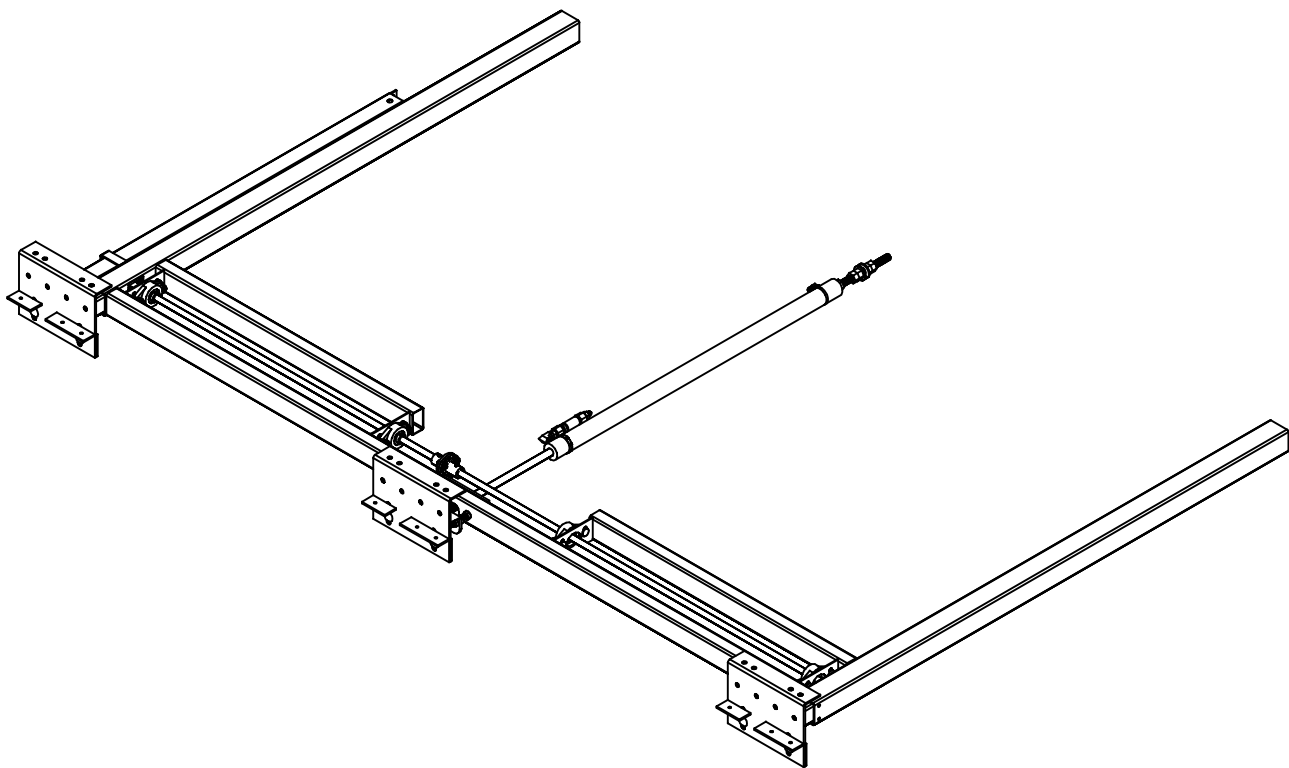
NOTICE - This drawing, including principles of design, is the property of Days Corporation, Elkhart, Indiana, with the agreement that it is not to be reproduced, copied, or loaned in any manner that may constitute a detriment directly or indirectly to Days Corporation. Acceptance of this will be construed as an agreement of the above.

#	REVISIONS	BY:	DATE:
A	CHANGED E-CORD TUBE FROM 3283 TO 3471	SJ	2/13/18
B	Added 4" to outer tube.	SJ	7/18/19

UNLESS OTHERWISE  
SPECIFIED:  
TOLERANCES:  
.XXX ± 0.010  
.XX ± 0.010  
.X ± 0.030  
ANG. ± 1/2"  
REMOVE ALL BURRS AND  
SHARP EDGES .015 MAX

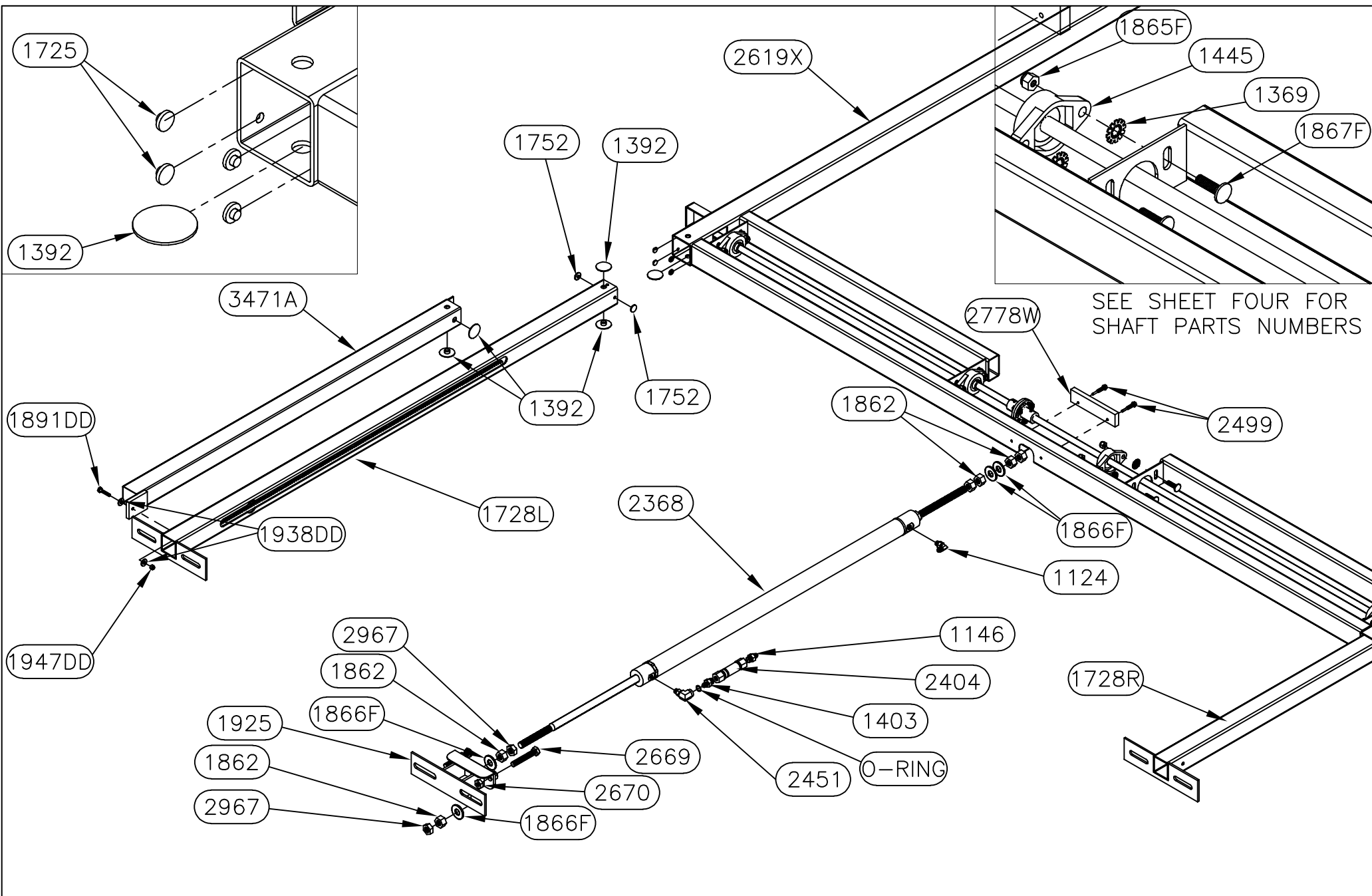
TITLE			USED ON:		
MAIN SLIDE ASSEMBLY			FOREST RIVER DIESEL		
SIZE	SCALE	MATERIAL			
A	1: 1	_____			
DRW BY:	DATE:	PART NAME:			
SJ	6/6/17	MAIN SLIDE-96" X 32"-FR-LT			
APP'D BY	DATE:	PAGE:	DWG NO.:	REV:	
—	—	4 OF 4	P70058	B	

70058A PARTS LIST		
PART#	DESCRIPTION	QUAN
1124	FITTING-#4 JIC X #4 OR MALE 90	1
1146	FITTING-#6 OR X #4 JIC ADAPT	1
1369	WASHER-3/8 EXT/INT TOOTH LOCK	8
1392	BUTTON-1.5" UHMW	8
1403	FITTING-RESTRICTOR #6 X #4	1
1445	BEARING-2 BOLT FLANGE	4
1725	BUTTON-1/2" UHMW	8
1728L	TUBE-36" DRIVE LH	1
1728R	TUBE-36" DRIVE RH	1
1731	SHAFT-5/8 X 41 5/8 COLD ROLL	1
1752	BUTTON-3/4" UHMW	4
1862	NUT-5/8-18 GR 2 FHN	6
1863F	PIN-3/16 X 1 1/4 SPRING	2
1865F	NUT-3/8-16 NYLOCK Z	8
1866F	WASHER-5/8 FLAT	4
1867F	BOLT-3/8-16 X 1 1/4 CARRIAGE ZINC	8
1891DD	NUT-1/2-20 NYLOCK	1
1925	BRACKET-CYLINDER MOUNT MAIN	1
1938DD	WASHER-1/4 FLAT	2
1947DD	BOLT-1/4-20 X 1 1/4 HHCS	1
2368	CYLINDER-SLIDE 1 3/8" X 32	1
2404	VALVE-ANTI CREEP	1
2451	FITTING-#4 FEM X #4 O-RING 90	1
2499	SCREW-1/4 X 1 1/4 TEK	2
2539	COUPLING-5/8" TIMING SHAFT	2
2561	WASHER-5/8 STAR	1
2593	SCREW-1/4-20 X FLANGE	3
2594	NUT-1/4-20 FLANGE	3
2619X	FRAME-96 X 20 MAIN-FR-2021	1
2625	SHAFT-5/8 X 52 1/8 COLD ROLL	1
2669	BOLT-1/2-13 X 3 TAP GR 5	2
2670	NUT-1/2-13 JAM	2
2778W	GUARD-CYLINDER ROD	1
2967	NUT-5/8-18 HEX JAM NUT	2
3471A	TUBE-ELECTRIC CORD-2" SQ-2021	1



**Warranty authorization must come directly from Equalizer Systems. (800) 846-9659.**

<b>Equalizer</b> 55169 COUNTY ROAD 3 ELKHART, IN 46515  NOTICE - This drawing, including principles of design, is the property of Days Corporation, Elkhart, Indiana, with the agreement that it is not to be reproduced, copied, or loaned in any manner that may constitute a detriment directly or indirectly to Days Corporation. Acceptance of this will be construed as an agreement of the above.	#	REVISIONS	BY:	DATE:	UNLESS OTHERWISE SPECIFIED: TOLERANCES: .XXX ± 0.010 .XX ± 0.010 .X ± 0.030 ANG. ± 1/2"	TITLE MAIN SLIDE ASSEMBLY	USED ON: FOREST RIVER DIESEL
					REMOVE ALL BURRS AND SHARP EDGES .015 MAX	SIZE SCALE MATERIAL A 1: 1	
						DRW BY: SJ	DATE: 1/17/20
						APP'D BY: -	DATE: -
							PART NAME: MAIN SLIDE-96" X 32"-FR-LT-2021
							PAGE: 1 OF 4
							DWG NO.: P70058A
							REV: -



*Equalizer*

55169 COUNTY ROAD 3  
ELKHART, IN 46515

#

REVISIONS

BY:

DATE:

UNLESS OTHERWISE

SPECIFIED:

TOLERANCES:

.XXX ± 0.010

.XX ± 0.010

.X ± 0.030

ANG. ± 1/2"

REMOVE ALL BURRS AND  
SHARP EDGES .015 MAX

TITLE

MAIN SLIDE ASSEMBLY

USED ON:

FOREST RIVER DIESEL

SIZE

SCALE

MATERIAL

A

1: 1

DRW BY:

DATE:

SJ

1/17/20

APP'D BY

DATE:

PART NAME:

MAIN SLIDE-96" X 32"-FR-LT-2021

PAGE:

2 OF 4

DWG NO.:

P70058A

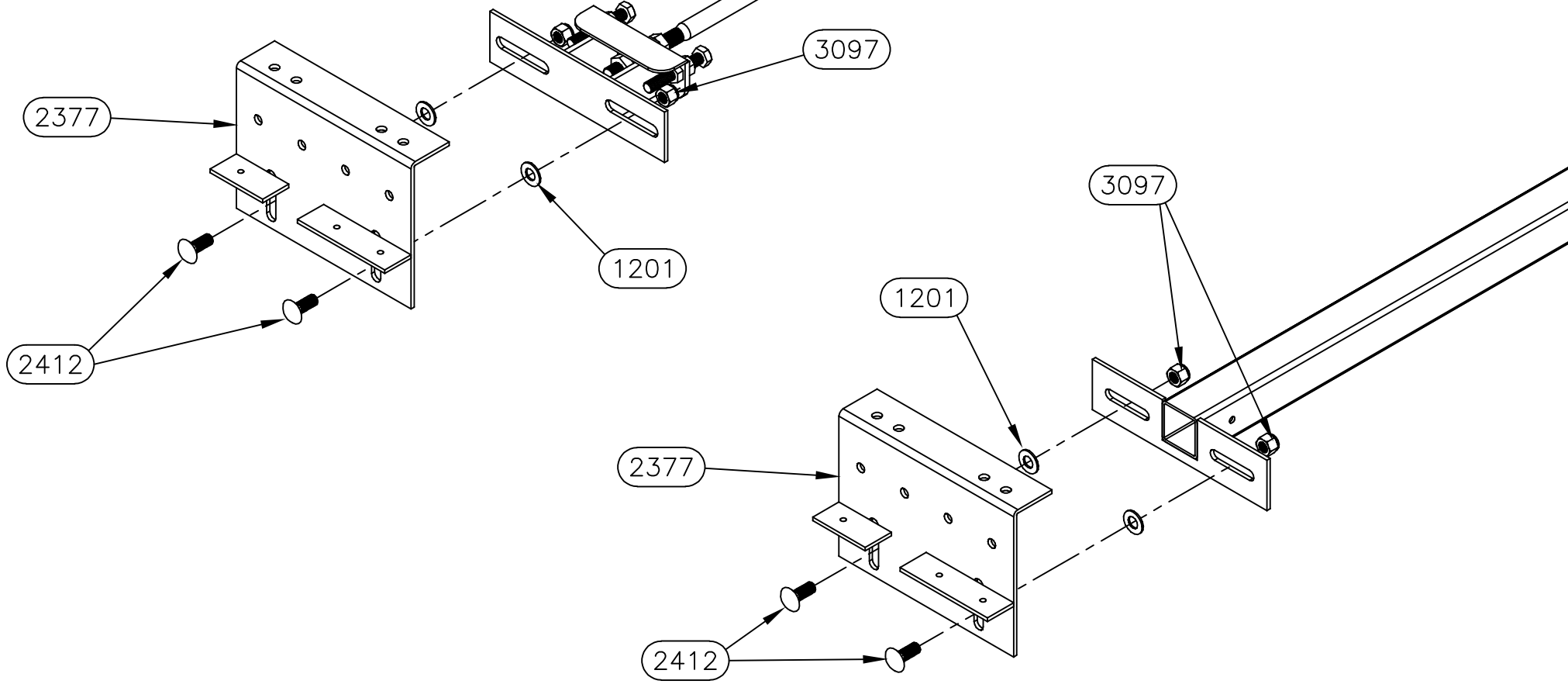
REV:

—

NOTICE - This drawing, including principles of design, is the property of Days Corporation, Elkhart, Indiana, with the agreement that it is not to be reproduced, copied, or loaned in any manner that may constitute a detriment directly or indirectly to Days Corporation. Acceptance of this will be construed as an agreement of the above.

# 7258HD PARTS LIST

PART#	DESCRIPTION	QUAN
1201	WASHER-1/2 SAE FLAT ZINC	6
2377	PLATE-ROOM MOUNT PLATE-FR DIN	3
2412	BOLT-1/2-13 X 1 1/4 G5 ZINC CARRIAGE	6
3097	NUT-1/2-13 NYLOCK	6



*Equalizer*

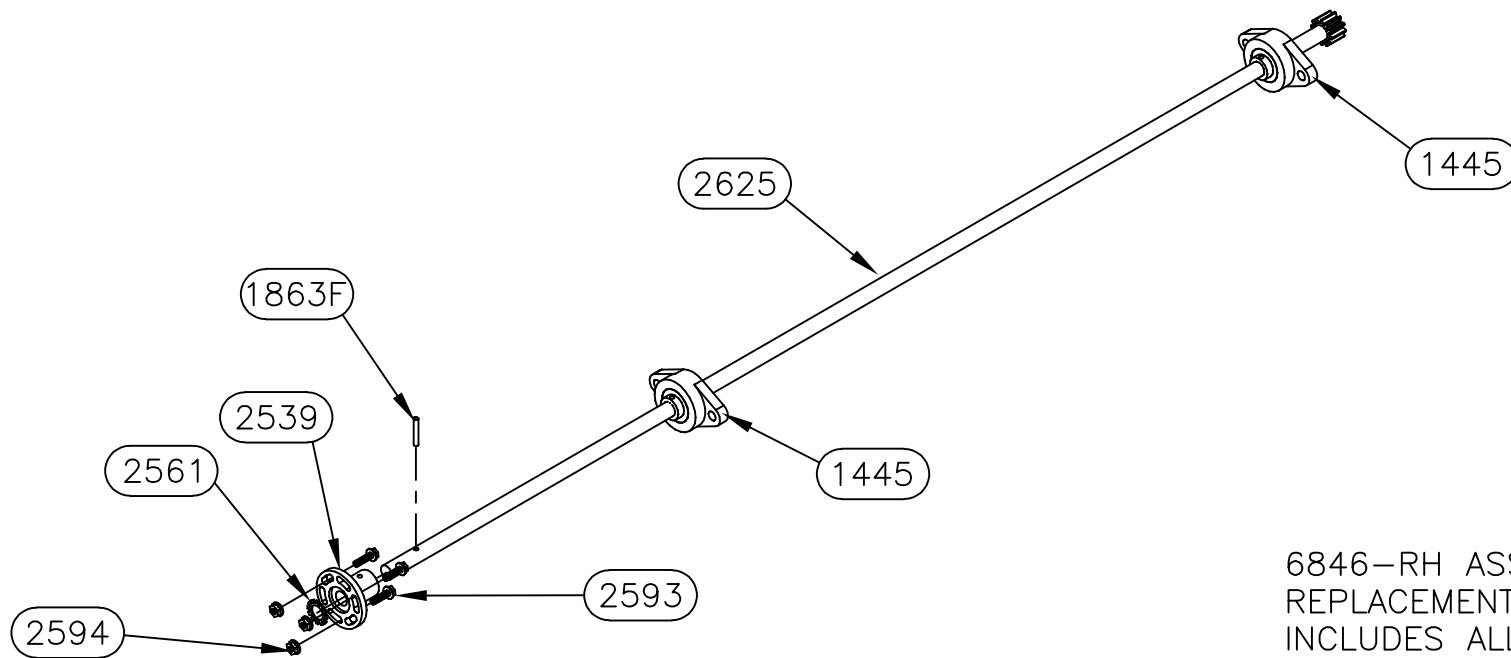
55169 COUNTY ROAD 3  
ELKHART, IN 46515

NOTICE - This drawing, including principles of design, is the property of Days Corporation, Elkhart, Indiana, with the agreement that it is not to be reproduced, copied, or loaned in any manner that may constitute a detriment directly or indirectly to Days Corporation. Acceptance of this will be construed as an agreement of the above.

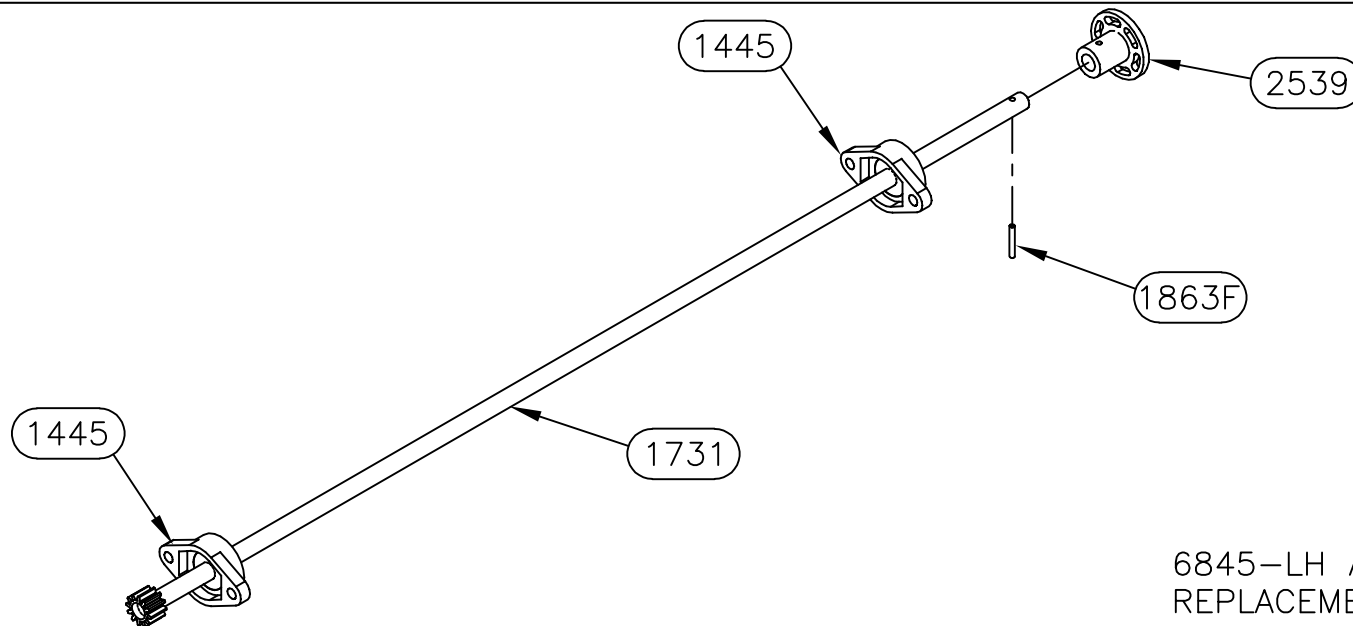
#	REVISIONS	BY:	DATE:

UNLESS OTHERWISE  
SPECIFIED:  
TOLERANCES:  
.XXX ± 0.010  
.XX ± 0.010  
.X ± 0.030  
ANG. ± 1/2"  
REMOVE ALL BURRS AND  
SHARP EDGES .015 MAX

TITLE MAIN SLIDE ASSEMBLY		USED ON: FOREST RIVER DIESEL	
SIZE A	SCALE 1: 1	MATERIAL	
DRW BY: SJ	DATE: 1/17/20	PART NAME: MAIN SLIDE-96" X 32"-FR-LT-2021	
APP'D BY -	DATE: -	PAGE: 3 OF 4	DWG NO.: P70058A
			REV: -



6846-RH ASSEMBLY (7455)  
REPLACEMENT SHAFT ASSEMBLY  
INCLUDES ALL PARTS SHOWN



6845-LH ASSEMBLY (7455)  
REPLACEMENT SHAFT ASSEMBLY  
INCLUDES ALL PARTS SHOWN

*Equalizer*

55169 COUNTY ROAD 3  
ELKHART, IN 46515

NOTICE - This drawing, including principles of design, is the property of Days Corporation, Elkhart, Indiana, with the agreement that it is not to be reproduced, copied, or loaned in any manner that may constitute a detriment directly or indirectly to Days Corporation. Acceptance of this will be construed as an agreement of the above.

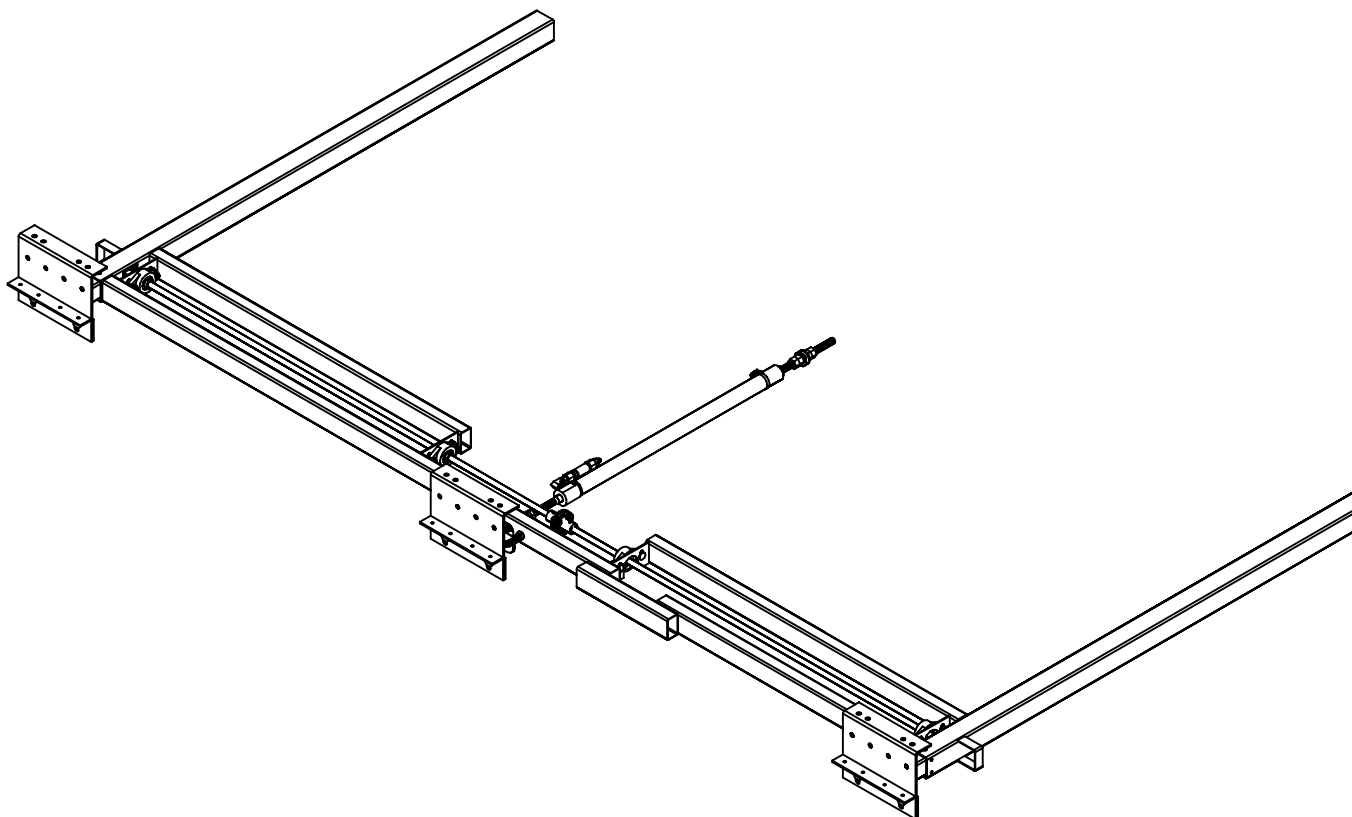
#	REVISIONS	BY:	DATE:

UNLESS OTHERWISE  
SPECIFIED:  
TOLERANCES:  
.XXX ± 0.010  
.XX ± 0.010  
.X ± 0.030  
ANG. ± 1/2"  
REMOVE ALL BURRS AND  
SHARP EDGES .015 MAX

TITLE			USED ON:		
MAIN SLIDE ASSEMBLY			FOREST RIVER DIESEL		
SIZE	SCALE	MATERIAL			
A	1: 1	_____			
DRW BY:	DATE:	PART NAME:			
SJ	1/17/20	MAIN SLIDE-96" X 32"-FR-LT-2021			
APP'D BY	DATE:	PAGE:	DWG NO.:	REV:	
—	—	4 OF 4	P70058A	—	

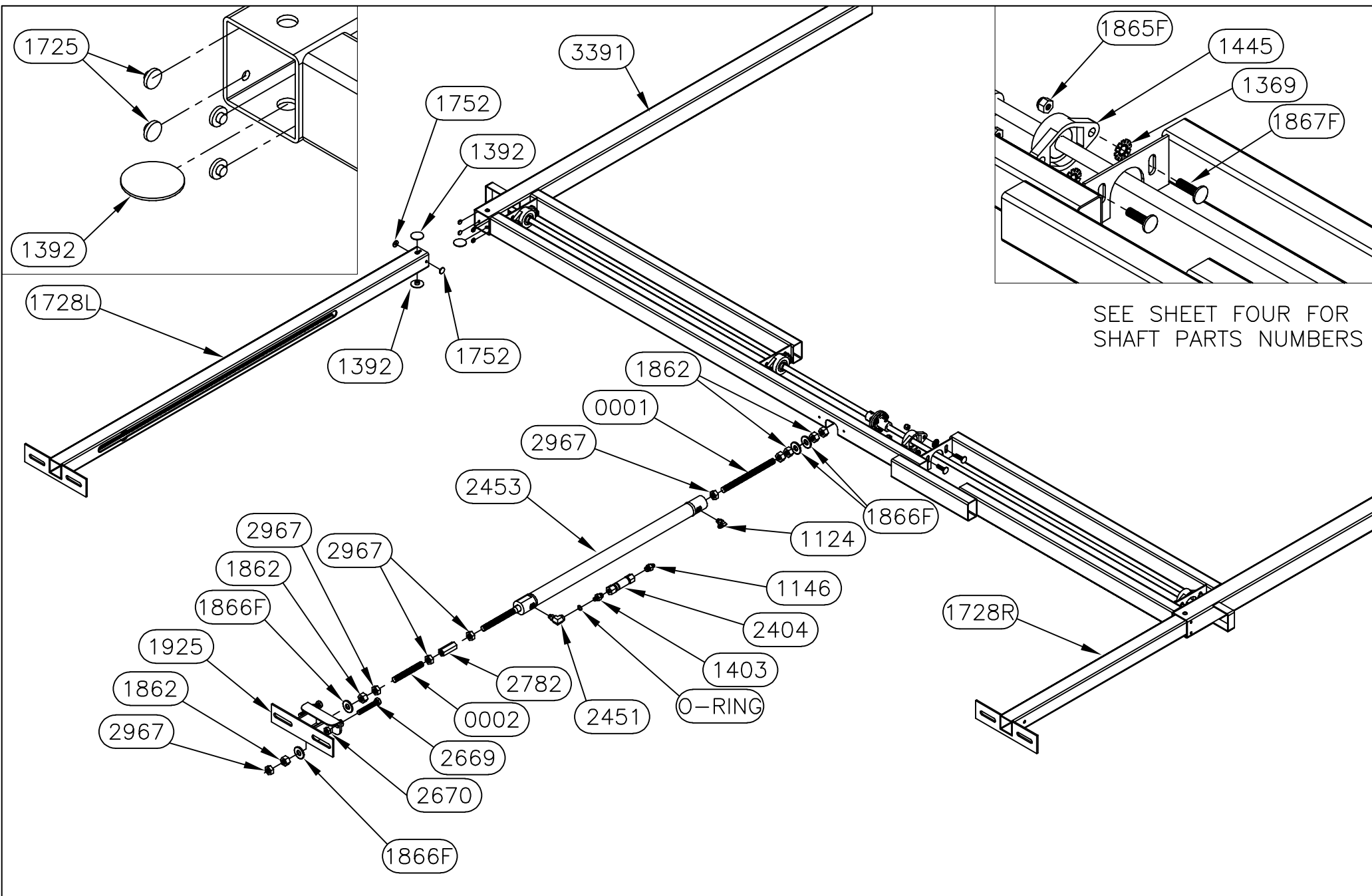
## 70062 PARTS LIST

PART#	DESCRIPTION	QUAN
1124	FITTING-#4 JIC X #4 OR MALE 90	1
1146	FITTING-#6 OR X #4 JIC ADAPT	1
1213	SHAFT-5/8 X 61 1/4 COLD ROLL	1
1214	SHAFT-5/8 X 54 3/16 COLD ROLL	1
1369	WASHER-3/8 EXT/INT TOOTH LOCK	8
1392	BUTTON-1.5" UHMW	6
1403	FITTING-RESTRICTOR #6 X #4	1
1445	BEARING-2 BOLT FLANGE	4
1725	BUTTON-1/2" UHMW	8
1728L	TUBE-36" DRIVE LH	1
1728R	TUBE-36" DRIVE RH	1
1752	BUTTON-3/4" UHMW	4
1862	NUT-5/8-18 GR 2 FHN	6
1863F	PIN-3/16 X 1 1/4 SPRING	2
1865F	NUT-3/8-16 NYLOCK Z	8
1866F	WASHER-5/8 FLAT	4
1867F	BOLT-3/8-16 X 1 1/4 CARRIAGE ZINC	8
1925	BRACKET-CYLINDER MOUNT MAIN	1
2404	VALVE-ANTI CREEP	1
2451	FITTING-#4 FEM X #4 O-RING 90	1
2453	CYLINDER-SLIDE 1 3/8" X 24"	1
2539	COUPLING-5/8" TIMING SHAFT	2
2561	WASHER-5/8 STAR	1
2593	SCREW-1/4-20 X FLANGE	3
2594	NUT-1/4-20 FLANGE	3
2669	BOLT-1/2-13 X 3 TAP GR 5	2
2670	NUT-1/2-13 JAM NUT	2
2782	COUPLING-5/8 CYLINDER ROD	1
2967	NUT-5/8-18 HEX JAM NUT	5
3391	FRAME-116.5" MAIN SLIDE -FR NOTCHED	1
0001	A.T.R.-5/8"-18 X 8 1/4" LONG	1
0002	A.T.R.-5/8"-18 X 4 1/2" LONG	1



**Warranty authorization must come directly from Equalizer Systems. (800) 846-9659.**

<b>Equalizer</b> 55169 COUNTY ROAD 3 ELKHART, IN 46515  NOTICE - This drawing, including principles of design, is the property of Days Corporation, Elkhart, Indiana, with the agreement that it is not to be reproduced, copied, or loaned in any manner that may constitute a detriment directly or indirectly to Days Corporation. Acceptance of this will be construed as an agreement of the above.	#	REVISIONS	BY:	DATE:	UNLESS OTHERWISE SPECIFIED:	TITLE	USED ON:
	A	Added 4" to outer tubes.	SJ	7/16/19	TOLERANCES:	MAIN SLIDE ASSEMBLY	FOREST RIVER DIESEL
					.XXX ± 0.010	SIZE SCALE	
					.XX ± 0.010	A 1: 1	MATERIAL
					.X ± 0.030	DRW BY:	
					ANG. ± 1/2"	DATE:	
					REMOVE ALL BURRS AND SHARP EDGES .015 MAX	4/5/17	PART NAME:
						APP'D BY	MAIN SLIDE-117 X 24-FR
						DATE:	PAGE:
						-	1 OF 4
							DWG NO.: P70062
							REV: A



SEE SHEET FOUR FOR  
SHAFT PARTS NUMBERS

*Equalizer*

55169 COUNTY ROAD 3  
ELKHART, IN 46515

#  
A

REVISIONS

Added 4" to outer tubes.

BY:  
SJ

DATE:  
7/16/19

UNLESS OTHERWISE

SPECIFIED:

TOLERANCES:

.XXX ± 0.010

.XX ± 0.010

.X ± 0.030

ANG. ± 1/2"

REMOVE ALL BURRS AND  
SHARP EDGES .015 MAX

TITLE

MAIN SLIDE ASSEMBLY

USED ON:

FOREST RIVER DIESEL

SIZE

SCALE

MATERIAL

A

1: 1

DRW BY:

DATE:

4/5/17

APP'D BY

DATE:

—

PART NAME:

MAIN SLIDE-117 X 24-FR

PAGE:

2 OF 4

DWG NO.:

P70062

REV:

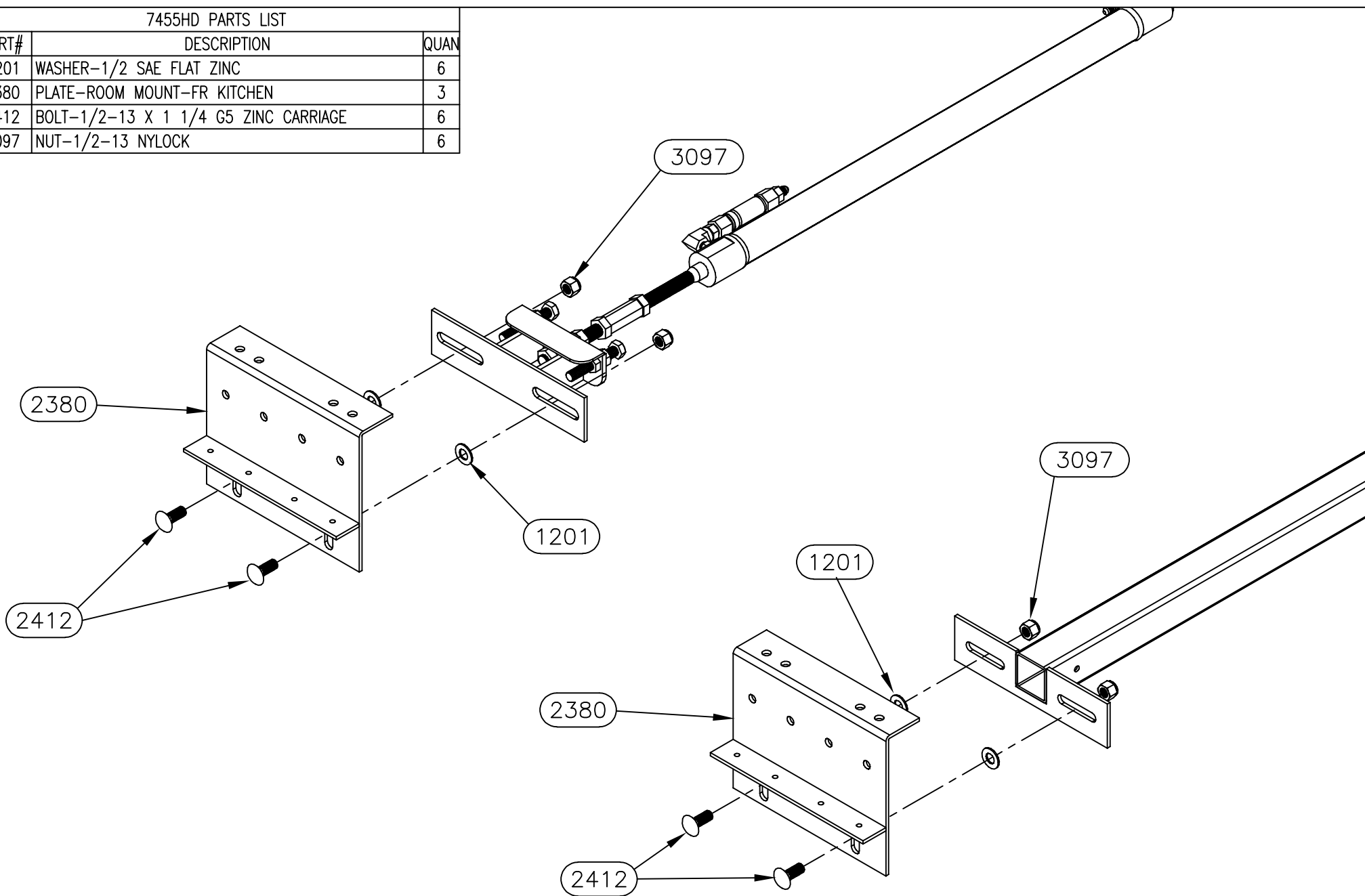
A

NOTICE - This drawing, including principles of design, is the property of Days Corporation, Elkhart, Indiana, with the agreement that it is not to be reproduced, copied, or loaned in any manner that may constitute a detriment directly or indirectly to Days Corporation. Acceptance of this will be construed as an agreement of the above.



## 7455HD PARTS LIST

PART#	DESCRIPTION	QUAN
1201	WASHER-1/2 SAE FLAT ZINC	6
2380	PLATE-ROOM MOUNT-FR KITCHEN	3
2412	BOLT-1/2-13 X 1 1/4 G5 ZINC CARRIAGE	6
3097	NUT-1/2-13 NYLOCK	6

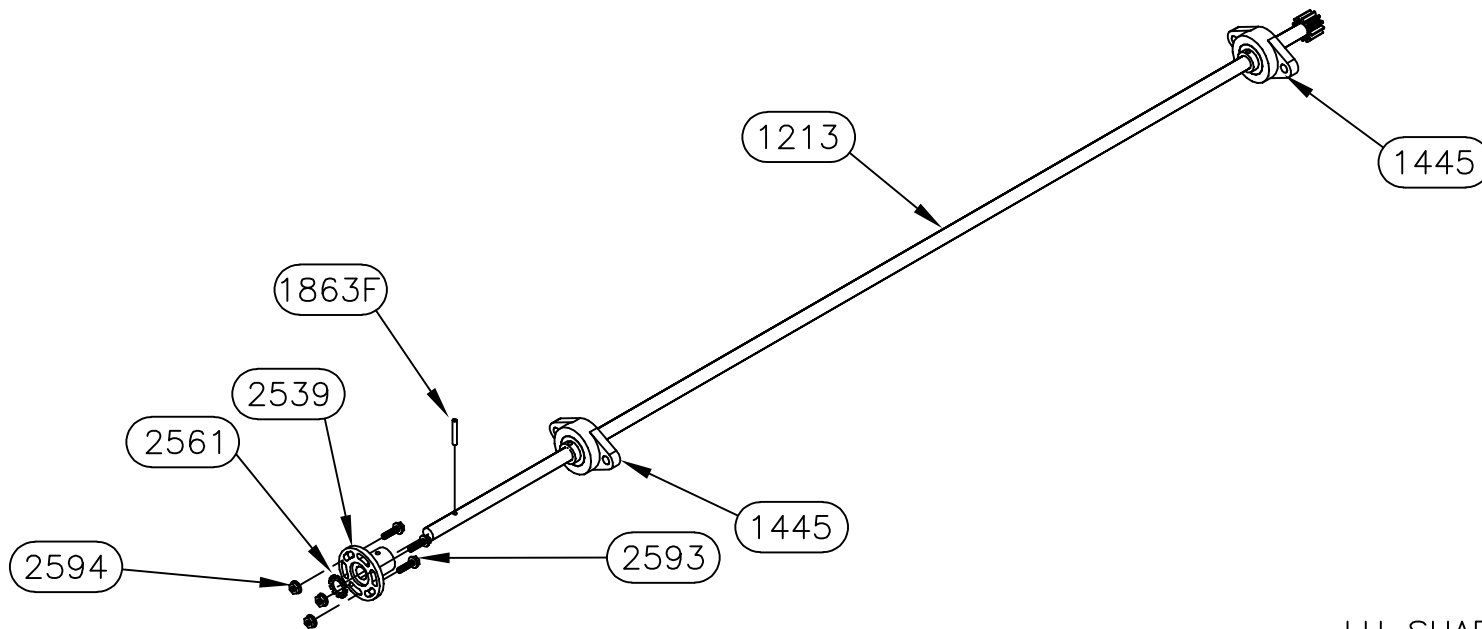
*Equalizer*55169 COUNTY ROAD 3  
ELKHART, IN 46515

#	REVISIONS	BY:	DATE:
A	Added 4" to outer tubes.	SJ	7/16/19

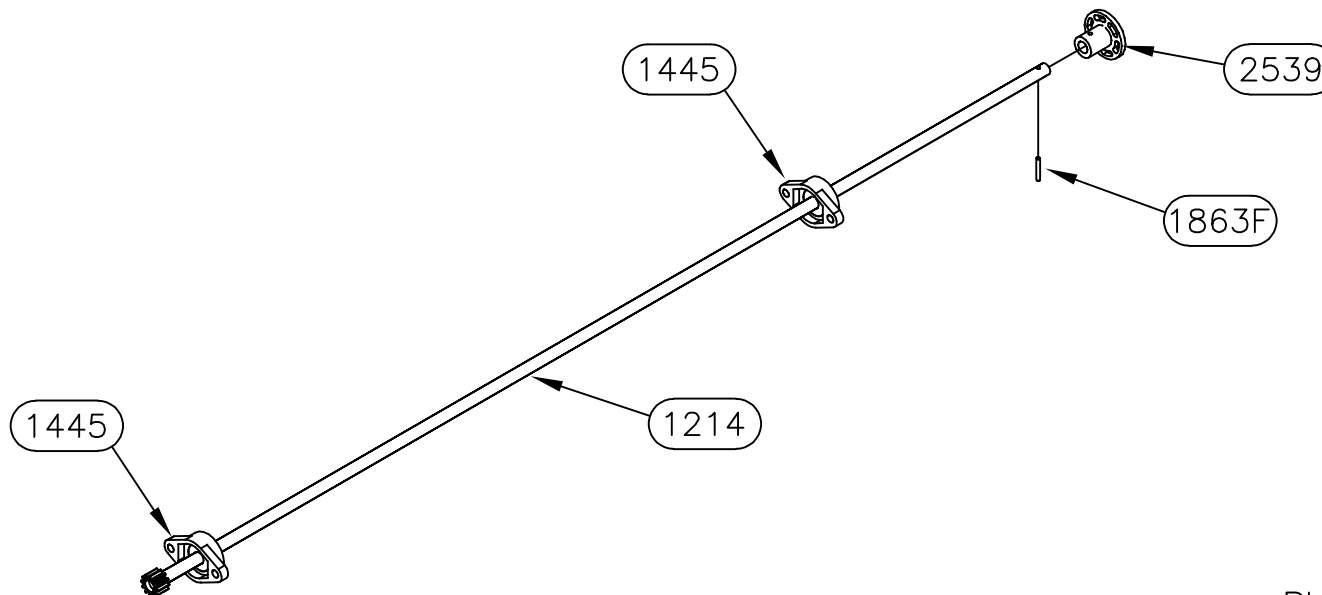
NOTICE - This drawing, including principles of design, is the property of Days Corporation, Elkhart, Indiana, with the agreement that it is not to be reproduced, copied, or loaned in any manner that may constitute a detriment directly or indirectly to Days Corporation. Acceptance of this will be construed as an agreement of the above.

UNLESS OTHERWISE  
SPECIFIED:  
TOLERANCES:  
.XXX ± 0.010  
.XX ± 0.010  
.X ± 0.030  
ANG. ± 1/2"  
REMOVE ALL BURRS AND  
SHARP EDGES .015 MAX

TITLE			USED ON:		
MAIN SLIDE ASSEMBLY			FOREST RIVER DIESEL		
SIZE	SCALE	MATERIAL			
A	1: 1	_____			
DRW BY:	DATE:	PART NAME:			
SJ	4/5/17	MAIN SLIDE-117 X 24-FR			
APP'D BY	DATE:	PAGE:	DWG NO.:	REV:	
—	—	3 OF 4	P20062	A	



LH SHAFT ASSEMBLY (longer)



RH SHAFT ASSEMBLY (shorter)

*Equalizer*

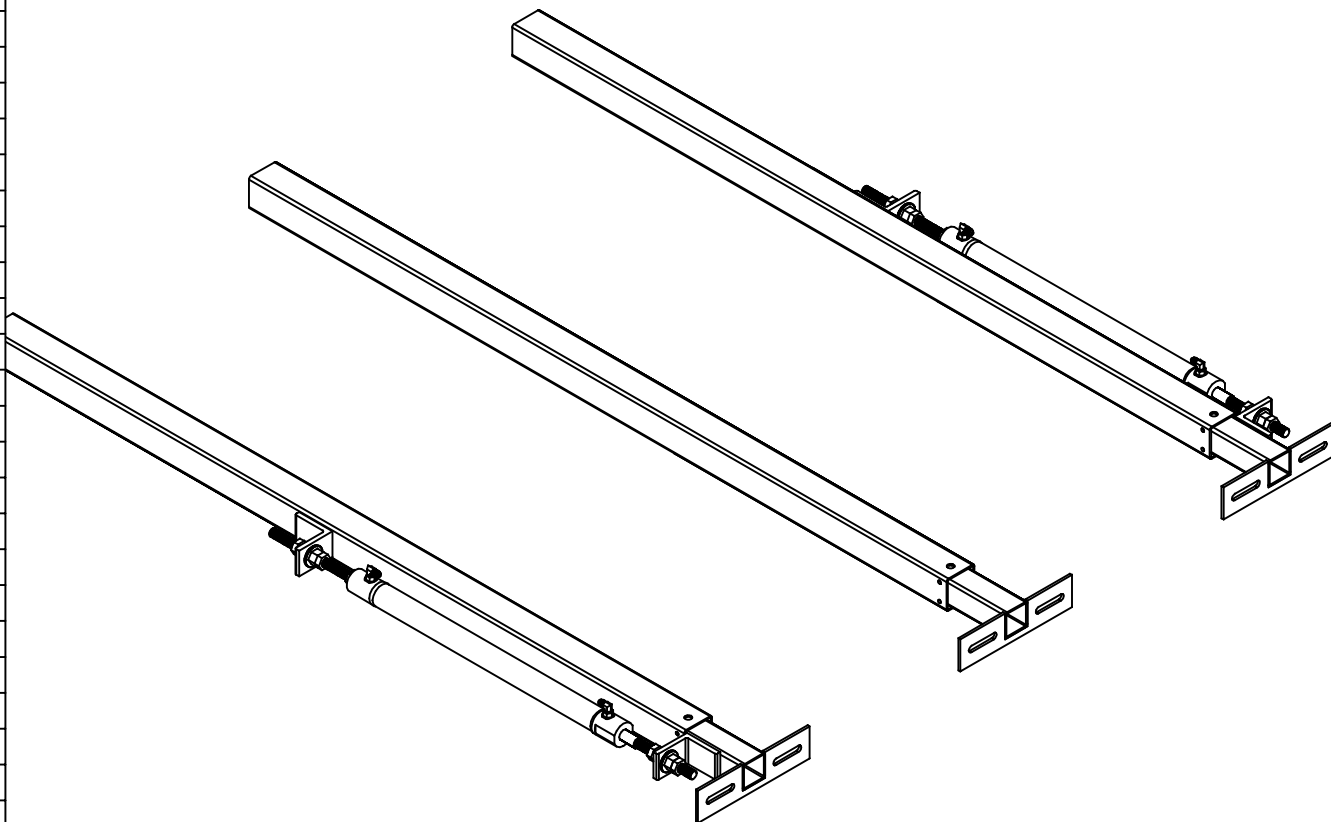
55169 COUNTY ROAD 3  
ELKHART, IN 46515

NOTICE - This drawing, including principles of design, is the property of Days Corporation, Elkhart, Indiana, with the agreement that it is not to be reproduced, copied, or loaned in any manner that may constitute a detriment directly or indirectly to Days Corporation. Acceptance of this will be construed as an agreement of the above.

#	REVISIONS	BY:	DATE:
A	Added 4" to outer tubes.	SJ	7/16/19

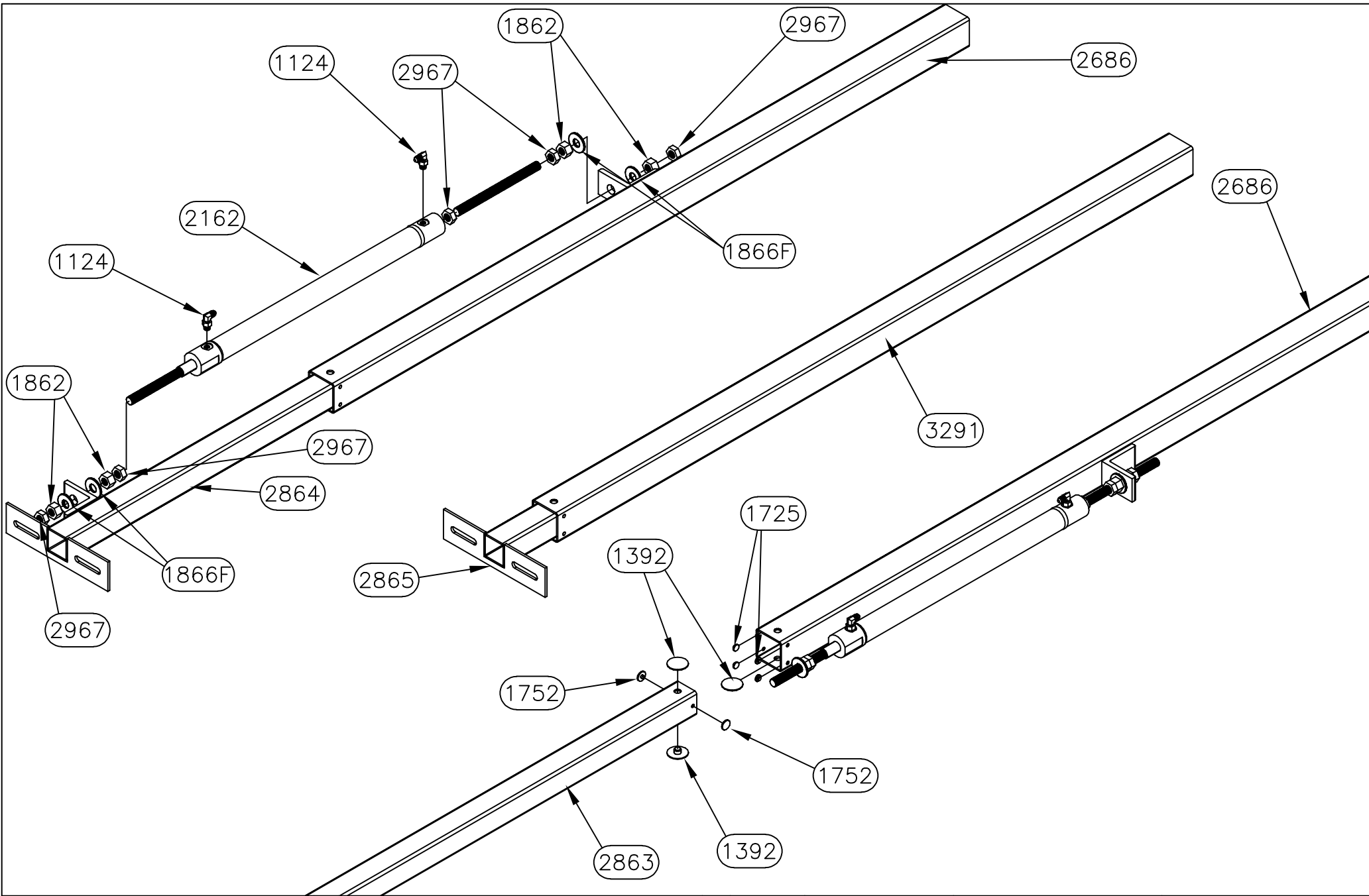
UNLESS OTHERWISE  
SPECIFIED:  
TOLERANCES:  
.XXX ± 0.010  
.XX ± 0.010  
.X ± 0.030  
ANG. ± 1/2"  
REMOVE ALL BURRS AND  
SHARP EDGES .015 MAX

TITLE MAIN SLIDE ASSEMBLY		USED ON: FOREST RIVER DIESEL	
SIZE A	SCALE 1: 1	MATERIAL 	
DRW BY: SJ	DATE: 4/5/17	PART NAME: MAIN SLIDE-117 X 24-FR	
APP'D BY -	DATE: -	PAGE: 4 OF 4	DWG NO.: P70062
			REV: A

[illegible]

**Warranty authorization must come directly from Equalizer Systems. (800) 846-9659.**

<i>Equalizer</i> 55169 COUNTY ROAD 3 ELKHART, IN 46515	#	REVISIONS	BY:	DATE:	UNLESS OTHERWISE SPECIFIED: TOLERANCES: .XXX ± 0.010 .XX ± 0.010 .X ± 0.030 ANG. ± 1/2"  REMOVE ALL BURRS AND SHARP EDGES .015 MAX	TITLE		USED ON:		
	A	Added 4" to outer tube-3291 was 2693.	SJ	7/18/19		MAIN SLIDE ASSEMBLY		FOREST RIVER DIESEL		
						SIZE	SCALE	MATERIAL		
						A	1: 1			
						DRW BY:	DATE:	PART NAME:		
NOTICE - This drawing, including principles of design, is the property of Days Corporation, Elkhart, Indiana, with the agreement that it is not to be reproduced, copied, or loaned in any manner that may constitute a detriment directly or indirectly to Days Corporation. Acceptance of this will be construed as an agreement of the above.						SJ	8/4/17	SLIDE ASSBLY-18" MAIN-NT (3 ARM)		
						APP'D BY	DATE:	PAGE:	DWG NO.:	REV:
						—	—	1 OF 2	P70090	A



*Equalizer*

55169 COUNTY ROAD 3  
ELKHART, IN 46515

NOTICE - This drawing, including principles of design, is the property of Days Corporation, Elkhart, Indiana, with the agreement that it is not to be reproduced, copied, or loaned in any manner that may constitute a detriment directly or indirectly to Days Corporation. Acceptance of this will be construed as an agreement of the above.

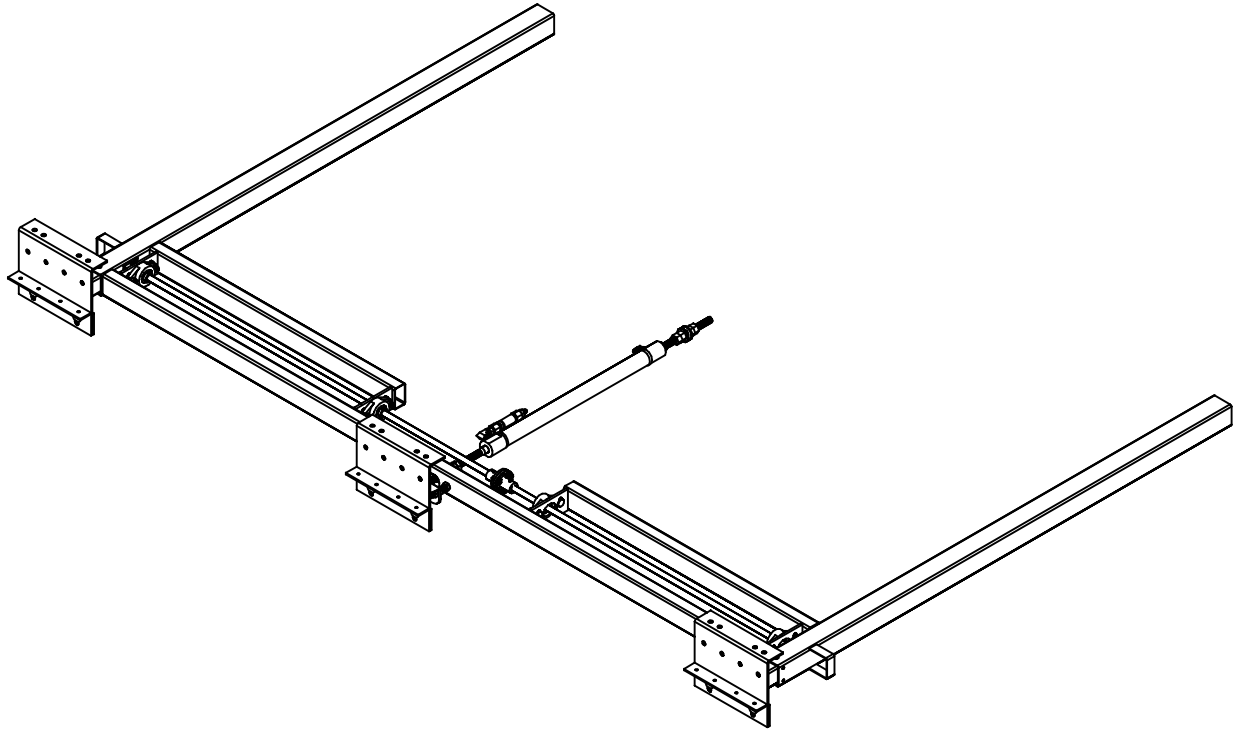
#	REVISIONS	BY:	DATE:
A	Added 4" to outer tube-3291 was 2693.	SJ	7/18/19

UNLESS OTHERWISE  
SPECIFIED:  
TOLERANCES:  
.XXX ± 0.010  
.XX ± 0.010  
.X ± 0.030  
ANG. ± 1/2"  
REMOVE ALL BURRS AND  
SHARP EDGES .015 MAX

TITLE			USED ON:		
MAIN SLIDE ASSEMBLY			FOREST RIVER DIESEL		
SIZE	SCALE	MATERIAL			
A	1: 1				
DRW BY:	DATE:	PART NAME:			
SJ	8/4/17	SLIDE ASSBLY-18" MAIN-NT (3 ARM)			
APP'D BY	DATE:	PAGE:	DWG NO.:	REV:	
—	—	2 OF 2	P70090	A	

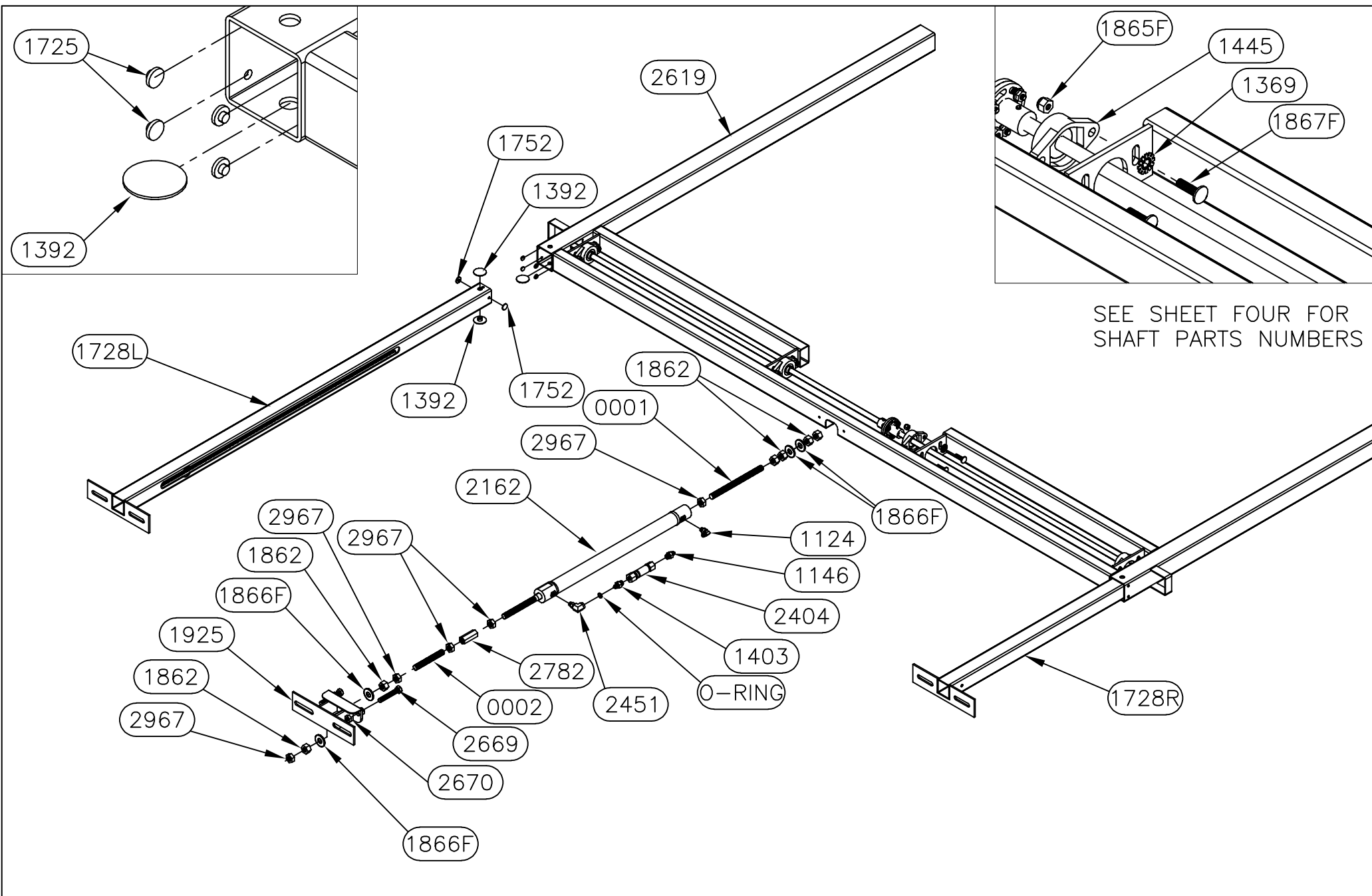
## 70151 PARTS LIST

PART#	DESCRIPTION	QUAN
1124	FITTING-#4 JIC X #4 OR MALE 90	1
1146	FITTING-#6 OR X #4 JIC ADAPT	1
1369	WASHER-3/8 EXT/INT TOOTH LOCK	8
1392	BUTTON-1.5" UHMW	6
1403	FITTING-RESTRICTOR #6 X #4	1
1445	BEARING-2 BOLT FLANGE	4
1725	BUTTON-1/2" UHMW	8
1728L	TUBE-36" DRIVE LH	1
1728R	TUBE-36" DRIVE RH	1
1731	SHAFT-5/8 X 41 5/8 COLD ROLL	1
1752	BUTTON-3/4" UHMW	4
1862	NUT-5/8-18 GR 2 FHN	6
1863F	PIN-3/16 X 1 1/4 SPRING	2
1865F	NUT-3/8-16 NYLOCK Z	8
1866F	WASHER-5/8 FLAT	4
1867F	BOLT-3/8-16 X 1 1/4 CARRIAGE ZINC	8
1925	BRACKET-CYLINDER MOUNT MAIN	1
2162	CYLINDER-SLIDE 1 3/8" X 18"	1
2404	VALVE-ANTI CREEP	1
2451	FITTING-#4 FEM X #4 O-RING 90	1
2539	COUPLING-5/8" TIMING SHAFT	2
2561	WASHER-5/8 STAR	1
2593	SCREW-1/4-20 X FLANGE	3
2594	NUT-1/4-20 FLANGE	3
2619	FRAME-96" x 20" MAIN-FR	1
2625	SHAFT-5/8 X 52 1/8 COLD ROLL	1
2669	BOLT-1/2-13 X 3 TAP GR 5	2
2670	NUT-1/2-13 JAM NUT	2
2782	COUPLING-5/8 CYLINDER ROD	1
2967	NUT-5/8-18 HEX JAM NUT	5
0001	A.T.R.-5/8"-18 X 8 1/4" LONG	1
0002	A.T.R.-5/8"-18 X 4 1/2" LONG	1



**Warranty authorization must come directly from Equalizer Systems. (800) 846-9659.**

<i>Equalizer</i> 55169 COUNTY ROAD 3 ELKHART, IN 46515	#	REVISIONS	BY:	DATE:	UNLESS OTHERWISE SPECIFIED: TOLERANCES: .XXX ± 0.010 .XX ± 0.010 .X ± 0.030 ANG. ± 1/2"  REMOVE ALL BURRS AND SHARP EDGES .015 MAX	TITLE		USED ON:	
	A	Added 4" to outer tubes.	SJ	7/18/19		MAIN SLIDE ASSEMBLY		FOREST RIVER DIESEL	
						SIZE	SCALE	MATERIAL	
						A	1: 1		
						DRW BY:	DATE:	PART NAME:	
NOTICE — This drawing, including principles of design, is the property of Days Corporation, Elkhart, Indiana, with the agreement that it is not to be reproduced, copied, or loaned in any manner that may constitute a detriment directly or indirectly to Days Corporation. Acceptance of this will be construed as an agreement of the above.						SJ	4/25/18	MAIN SLIDE-96" X 18"-FR	
						APP'D BY	DATE:	PAGE:	DWG NO.:
						—	—	1 OF 4	P70151
									REV: A



SEE SHEET FOUR FOR  
SHAFT PARTS NUMBERS

*Equalizer*

55169 COUNTY ROAD 3  
ELKHART, IN 46515

#	REVISIONS	BY:	DATE:
A	Added 4" to outer tubes.	SJ	7/18/19

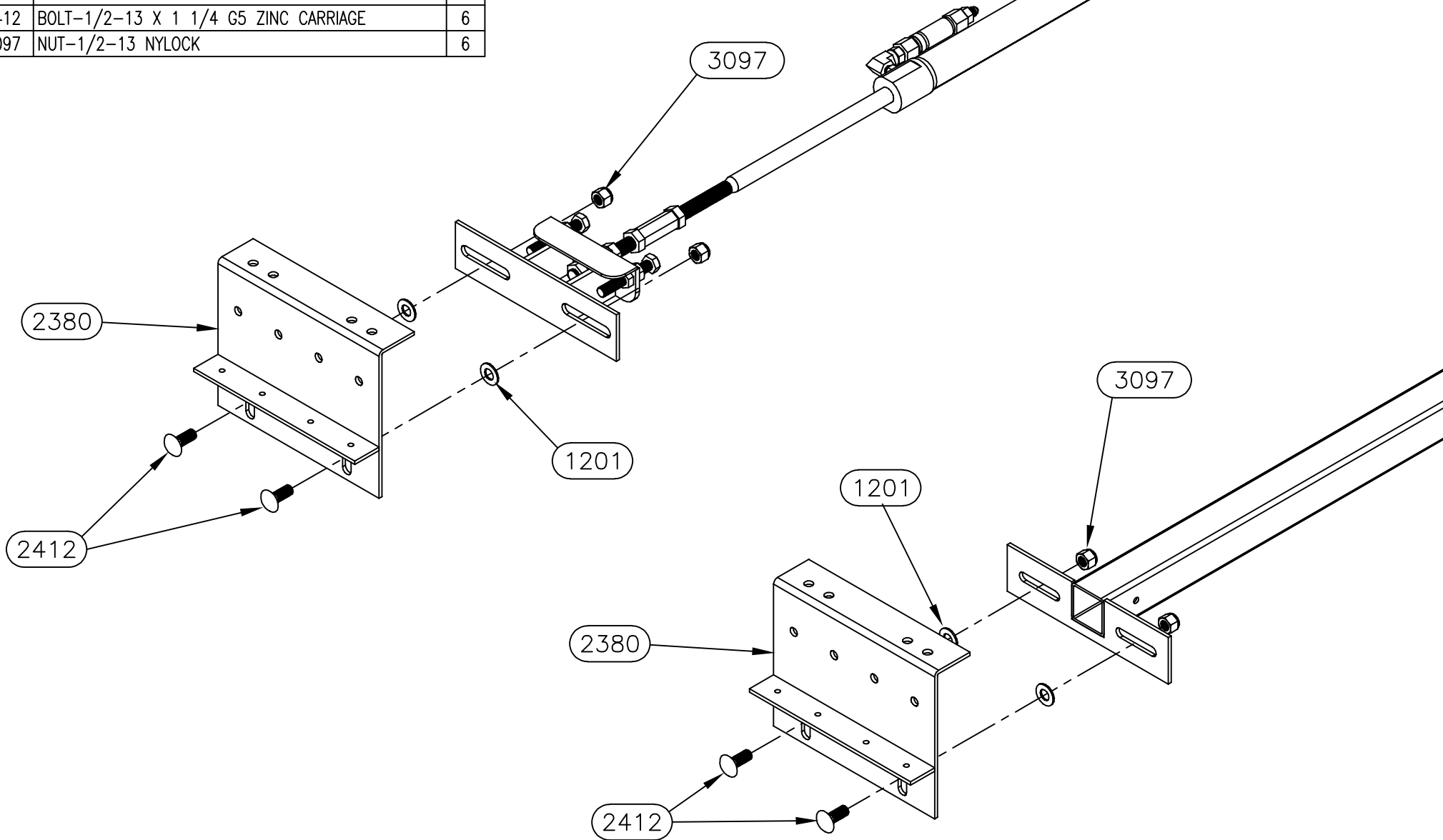
UNLESS OTHERWISE  
SPECIFIED:  
TOLERANCES:  
.XXX ± 0.010  
.XX ± 0.010  
.X ± 0.030  
ANG. ± 1/2"  
REMOVE ALL BURRS AND  
SHARP EDGES .015 MAX

TITLE			USED ON:		
MAIN SLIDE ASSEMBLY			FOREST RIVER DIESEL		
SIZE	SCALE	MATERIAL			
A	1: 1	_____			
DRW BY:	DATE:	PART NAME:			
SJ	4/25/18	MAIN SLIDE-96" X 18"-FR			
APP'D BY	DATE:	PAGE:	DWG NO.:	REV:	
—	—	2 OF 4	P70151	A	

NOTICE - This drawing, including principles of design, is the property of Days Corporation, Elkhart, Indiana, with the agreement that it is not to be reproduced, copied, or loaned in any manner that may constitute a detriment directly or indirectly to Days Corporation. Acceptance of this will be construed as an agreement of the above.

# 7455HD PARTS LIST

PART#	DESCRIPTION	QUAN
1201	WASHER-1/2 SAE FLAT ZINC	6
2380	PLATE-ROOM MOUNT-FR KITCHEN	3
2412	BOLT-1/2-13 X 1 1/4 G5 ZINC CARRIAGE	6
3097	NUT-1/2-13 NYLOCK	6



*Equalizer*

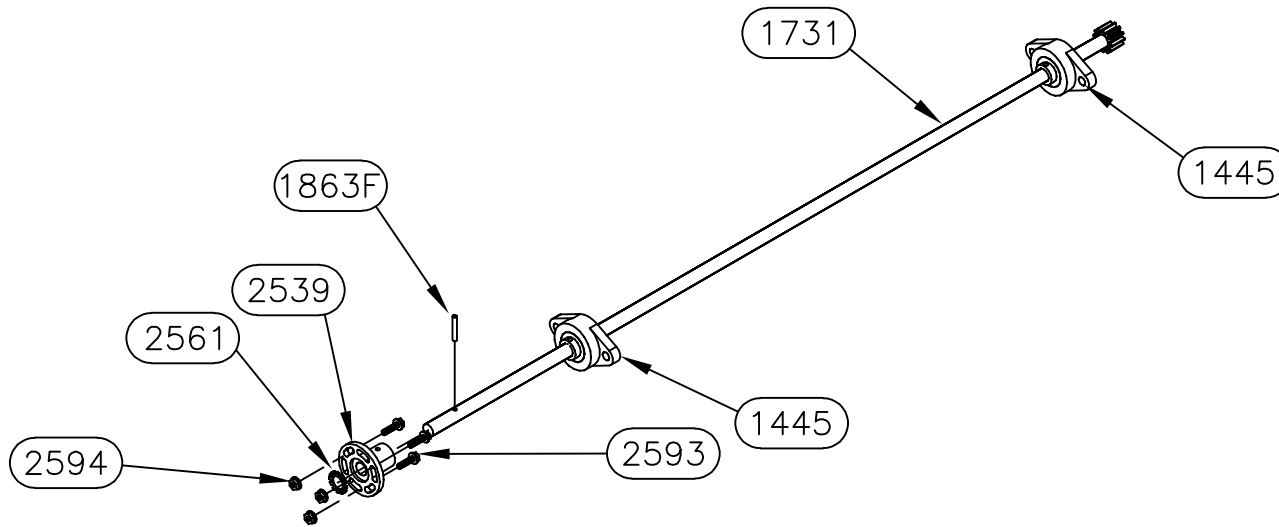
55169 COUNTY ROAD 3  
ELKHART, IN 46515

#	REVISIONS	BY:	DATE:
A	Added 4" to outer tubes.	SJ	7/18/19

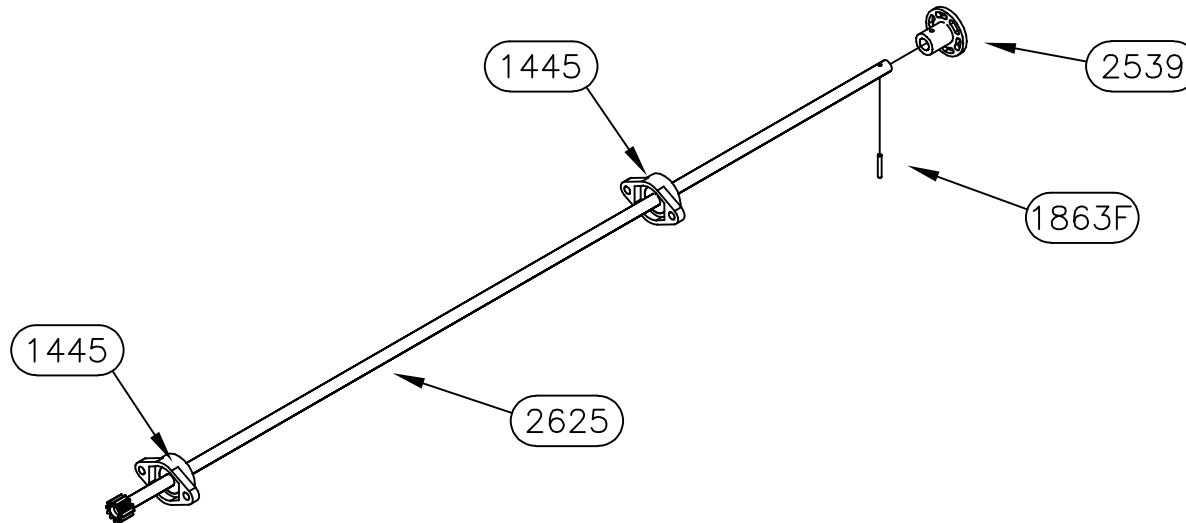
NOTICE - This drawing, including principles of design, is the property of Days Corporation, Elkhart, Indiana, with the agreement that it is not to be reproduced, copied, or loaned in any manner that may constitute a detriment directly or indirectly to Days Corporation. Acceptance of this will be construed as an agreement of the above.

UNLESS OTHERWISE  
SPECIFIED:  
TOLERANCES:  
.XXX ± 0.010  
.XX ± 0.010  
.X ± 0.030  
ANG. ± 1/2"  
REMOVE ALL BURRS AND  
SHARP EDGES .015 MAX

TITLE		USED ON:	
MAIN SLIDE ASSEMBLY		FOREST RIVER DIESEL	
SIZE	SCALE	MATERIAL	
A	1:1		
DRW BY:	DATE:	PART NAME:	
SJ	4/25/18	MAIN SLIDE-96" X 18"-FR	
APP'D BY	DATE:	PAGE:	DWG NO.:
		3 OF 4	P70151
			REV: A



RH SHAFT ASSEMBLY (shorter)



LH SHAFT ASSEMBLY (longer)

*Equalizer*

55169 COUNTY ROAD 3  
ELKHART, IN 46515

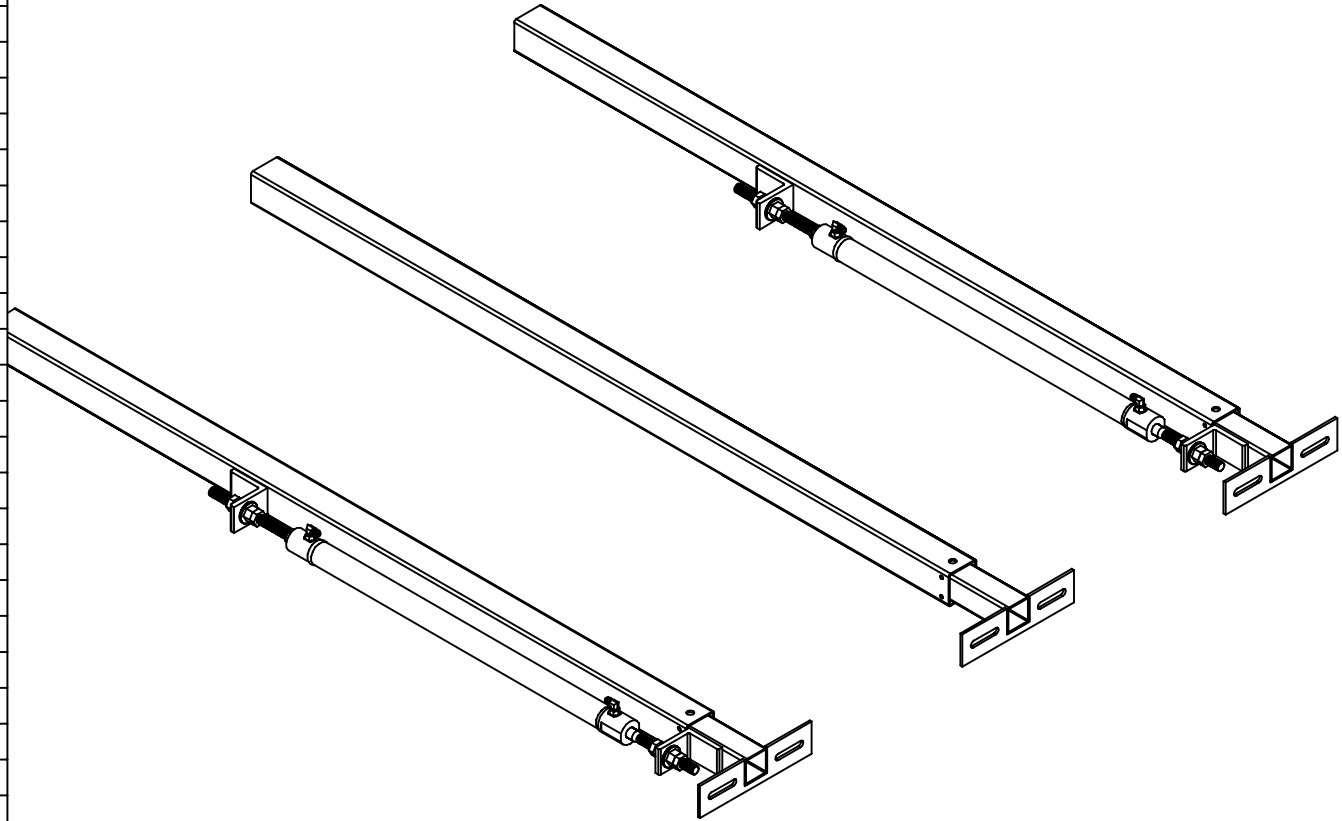
#	REVISIONS	BY:	DATE:
A	Added 4" to outer tubes.	SJ	7/18/19

UNLESS OTHERWISE  
SPECIFIED:  
TOLERANCES:  
.XXX ± 0.010  
.XX ± 0.010  
.X ± 0.030  
ANG. ± 1/2"  
REMOVE ALL BURRS AND  
SHARP EDGES .015 MAX

TITLE			USED ON:		
MAIN SLIDE ASSEMBLY			FOREST RIVER DIESEL		
SIZE	SCALE	MATERIAL			
A	1: 1	_____			
DRW BY:	DATE:	PART NAME:			
SJ	4/25/18	MAIN SLIDE-96" X 18"-FR			
APP'D BY	DATE:	PAGE:	DWG NO.:	REV:	
—	—	3 OF 4	PZ0151	A	

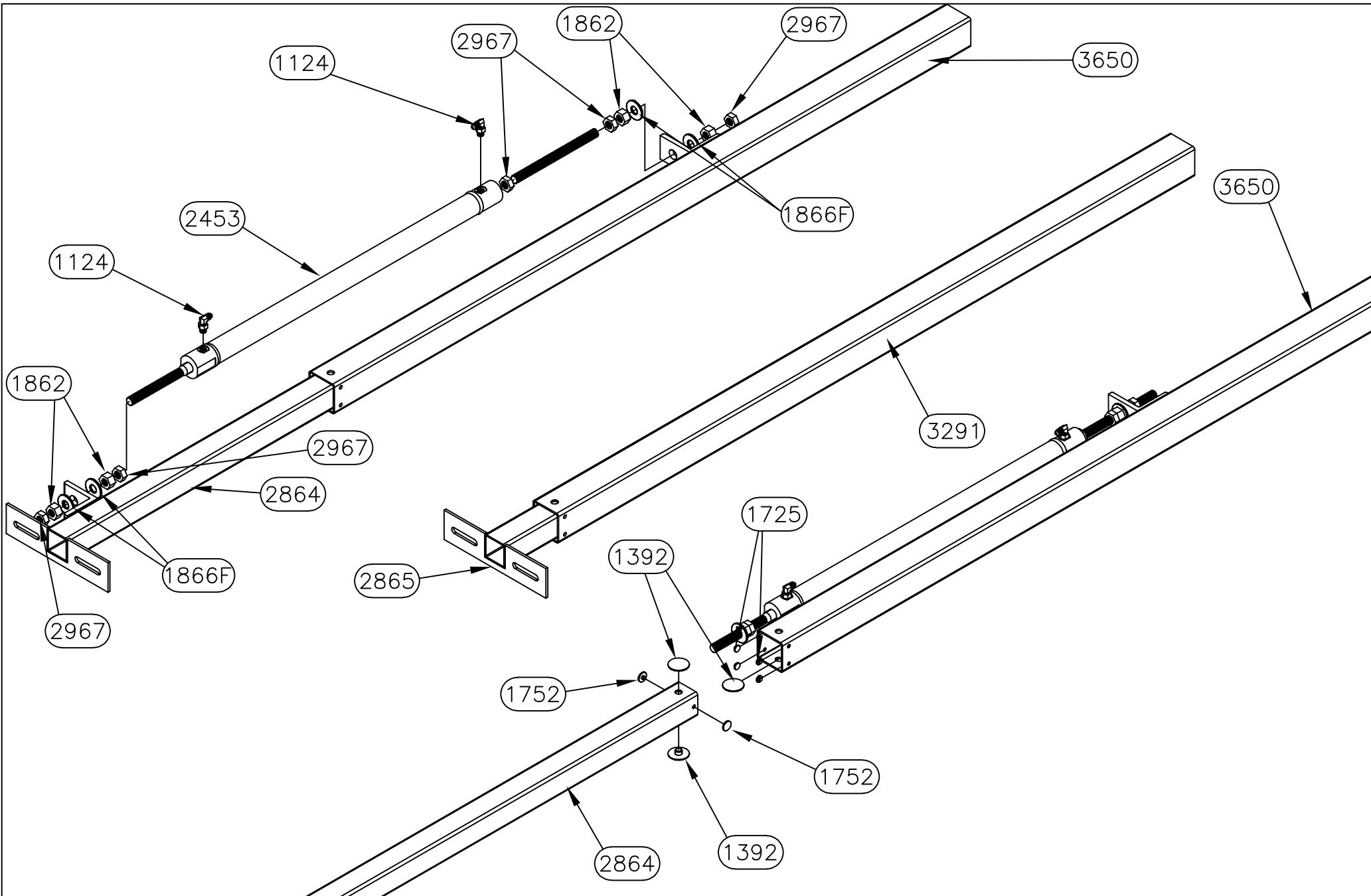
NOTICE - This drawing, including principles of design, is the property of Days Corporation, Elkhart, Indiana, with the agreement that it is not to be reproduced, copied, or loaned in any manner that may constitute a detriment directly or indirectly to Days Corporation. Acceptance of this will be construed as an agreement of the above.



[illegible]

**Warranty authorization must come directly from Equalizer Systems. (800) 846-9659.**

<i>Equalizer</i> 55169 COUNTY ROAD 3 ELKHART, IN 46515	#	REVISIONS	BY:	DATE:	UNLESS OTHERWISE SPECIFIED: TOLERANCES: .XXX ± 0.010 .XX ± 0.010 .X ± 0.030 ANG. ± 1/2"  REMOVE ALL BURRS AND SHARP EDGES .015 MAX	TITLE		USED ON:		
	A	Added 4" to outer tubes-3291 was 2693.	SJ	7/17/19		MAIN SLIDE ASSEMBLY		FOREST RIVER DIESEL		
						SIZE	SCALE	MATERIAL		
						A	1: 1			
						DRW BY:	DATE:	PART NAME:		
NOTICE - This drawing, including principles of design, is the property of Days Corporation, Elkhart, Indiana, with the agreement that it is not to be reproduced, copied, or loaned in any manner that may constitute a detriment directly or indirectly to Days Corporation. Acceptance of this will be construed as an agreement of the above.						SJ	6/26/18	SLIDE ASSBLY-24" MAIN-NT (3 ARM)		
						APP'D BY	DATE:	PAGE:	DWG NO.:	REV:
						-	-	1 OF 2	P70158	A



*Equalizer*

55169 COUNTY ROAD 3  
ELKHART, IN 46515

NOTICE - This drawing, including principles of design, is the property of Days Corporation, Elkhart, Indiana, with the agreement that it is not to be reproduced, copied, or loaned in any manner that may constitute a detriment directly or indirectly to Days Corporation. Acceptance of this will be construed as an agreement of the above.

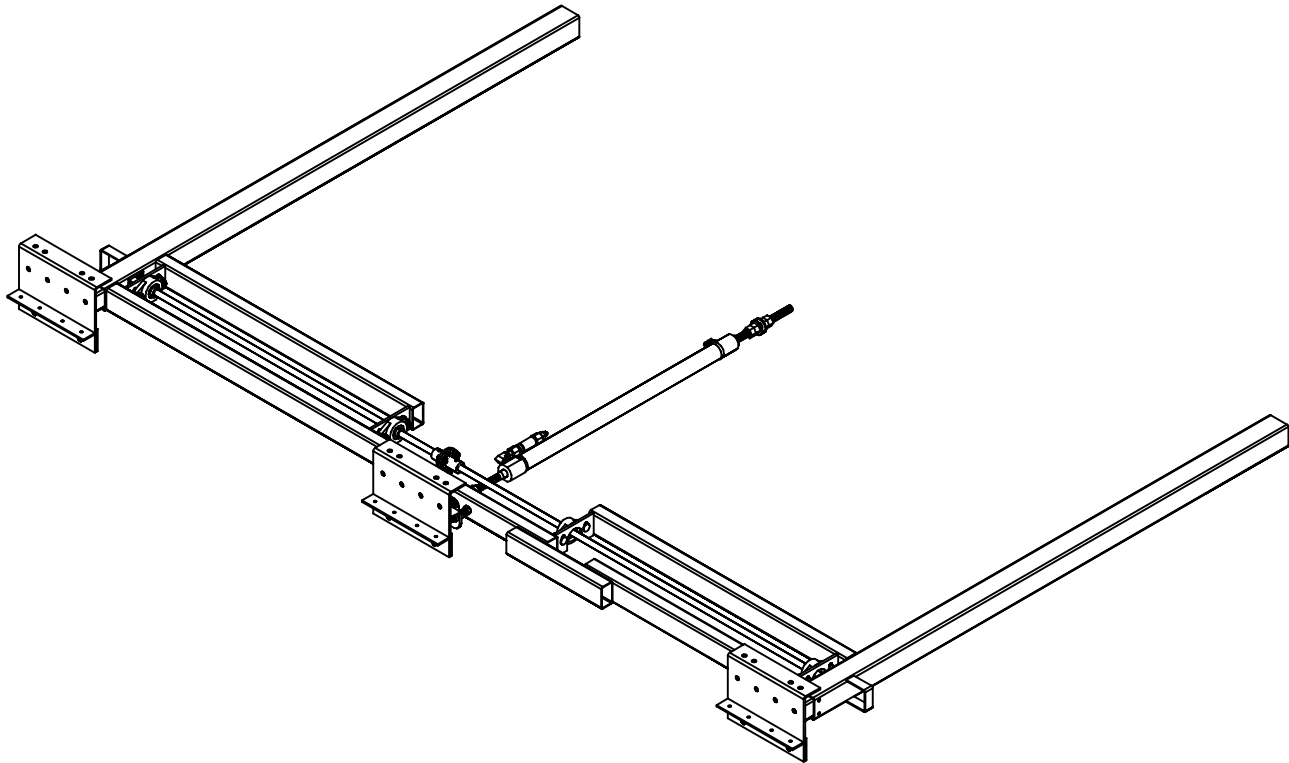
#	REVISIONS	BY:	DATE:
A	Added 4" to outer tubes-3291 was 2693.	SJ	7/17/19

UNLESS OTHERWISE  
SPECIFIED:  
TOLERANCES:  
.XXX ± 0.010  
.XX ± 0.010  
.X ± 0.030  
ANG. ± 1/2"  
REMOVE ALL BURRS AND  
SHARP EDGES .015 MAX

TITLE			USED ON:		
MAIN SLIDE ASSEMBLY			FOREST RIVER DIESEL		
SIZE	SCALE	MATERIAL			
A	1: 1				
DRW BY:	DATE:	PART NAME:			
SJ	6/26/18	SLIDE ASSBLY-24" MAIN-NT (3 ARM)			
APP'D BY	DATE:	PAGE:	DWG NO.:	REV:	
—	—	2 OF 2	P70158	A	

70236 PARTS LIST

PART#	DESCRIPTION	QUAN
1124	FITTING-#4 JIC X #4 OR MALE 90	1
1146	FITTING-#6 OR X #4 JIC ADAPT	1
1369	WASHER-3/8 EXT/INT TOOTH LOCK	8
1392	BUTTON-1.5" UHMW	6
1403	FITTING-RESTRICTOR #6 X #4	1
1445	BEARING-2 BOLT FLANGE	4
1725	BUTTON-1/2" UHMW	8
1728L	TUBE-36" DRIVE LH	1
1728R	TUBE-36" DRIVE RH	1
1731	SHAFT-5/8 X 41 5/8 COLD ROLL	1
1752	BUTTON-3/4" UHMW	4
1862	NUT-5/8-18 GR 2 FHN	6
1863F	PIN-3/16 X 1 1/4 SPRING	2
1865F	NUT-3/8-16 NYLOCK Z	8
1866F	WASHER-5/8 FLAT	4
1867F	BOLT-3/8-16 X 1 1/4 CARRIAGE ZINC	8
1925	BRACKET-CYLINDER MOUNT MAIN	1
2404	VALVE-ANTI CREEP	1
2451	FITTING-#4 FEM X #4 O-RING 90	1
2453	CYLINDER-SLIDE 1 3/8" BORE X 24	1
2539	COUPLING-5/8" TIMING SHAFT	2
2561	WASHER-5/8 STAR	1
2593	SCREW-1/4-20 X FLANGE	3
2594	NUT-1/4-20 FLANGE	3
2625	SHAFT-5/8 X 52 1/8 COLD ROLL	1
2669	BOLT-1/2-13 X 3 TAP GR 5	2
2670	NUT-1/2-13 JAM	2
2782	COUPLING-5/8" CYLINDER ROD	1
2967	NUT-5/8-18 HEX JAM NUT	5
3851	FRAME-96 X 20 MAIN-FR NOTCHED	1
0001	A.T.R.-5/8"-18 X 8 1/4" LONG	1
0002	A.T.R.-5/8"-18 X 4 1/2" LONG	1



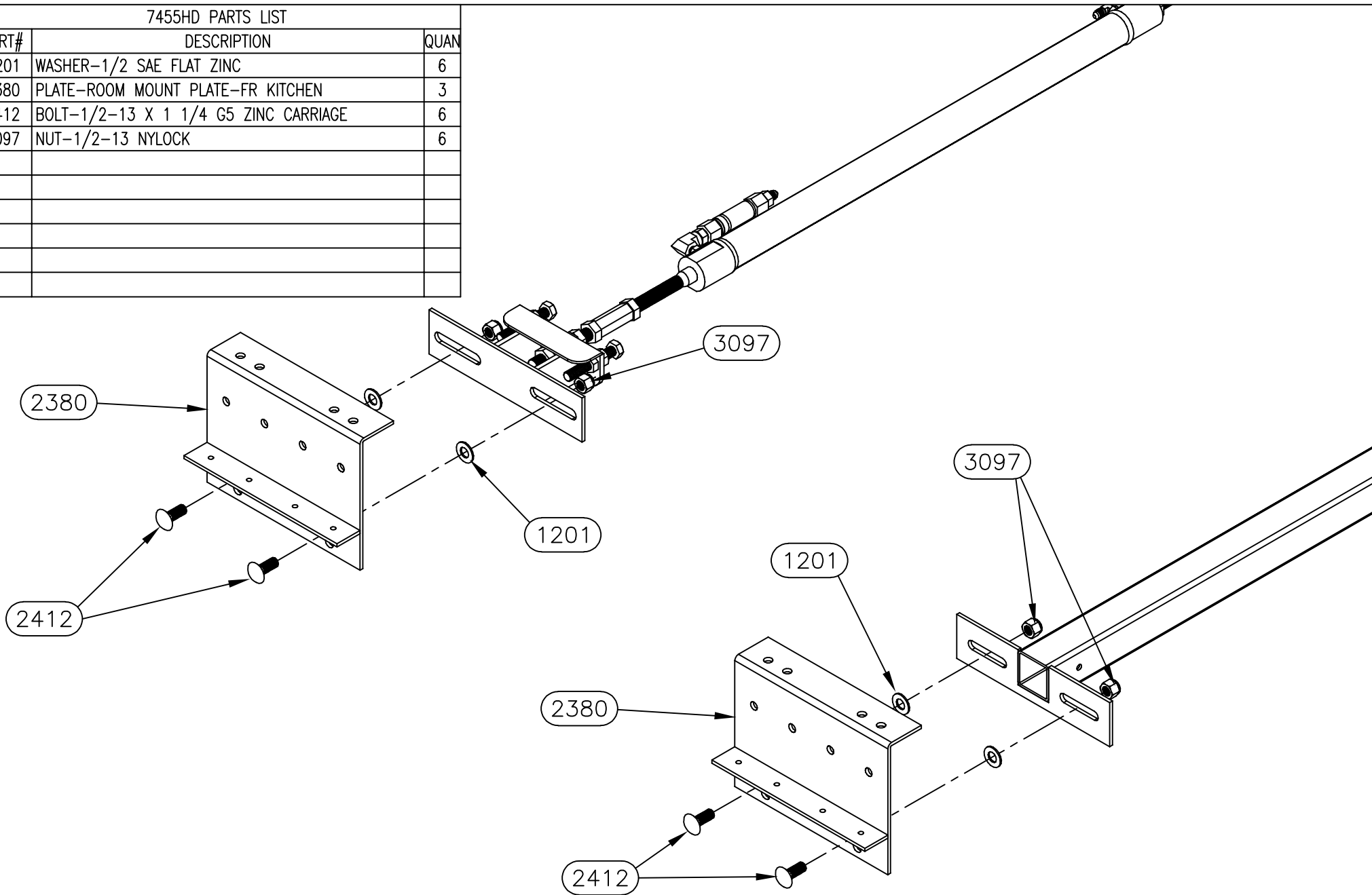
**Warranty authorization must come directly from Equalizer Systems. (800) 846-9659.**

<p><i>Equalizer</i></p> <p>55169 COUNTY ROAD 3 ELKHART, IN 46515</p> <p>NOTICE - This drawing, including principles of design, is the property of Days Corporation, Elkhart, Indiana, with the agreement that it is not to be reproduced, copied, or loaned in any manner that may constitute a detriment directly or indirectly to Days Corporation. Acceptance of this will be construed as an agreement of the above.</p>	#	REVISIONS	BY:	DATE:	UNLESS OTHERWISE SPECIFIED: TOLERANCES: .XXX ± 0.010 .XX ± 0.010 .X ± 0.030 ANG. ± 1/2"	TITLE MAIN SLIDE ASSEMBLY	USED ON: FOREST RIVER DIESEL
					REMOVE ALL BURRS AND SHARP EDGES .015 MAX	SIZE SCALE MATERIAL A 1: 1	
						DRW BY: DATE: SJ 7/9/19	PART NAME: MAIN SLIDE-96" X 24" FR NOTCHED
						APP'D BY: DATE:	PAGE: 1 OF 4
							DWG NO.: P70236
							REV: -



# 7455HD PARTS LIST

PART#	DESCRIPTION	QUAN
1201	WASHER-1/2 SAE FLAT ZINC	6
2380	PLATE-ROOM MOUNT PLATE-FR KITCHEN	3
2412	BOLT-1/2-13 X 1 1/4 G5 ZINC CARRIAGE	6
3097	NUT-1/2-13 NYLOCK	6



*Equalizer*

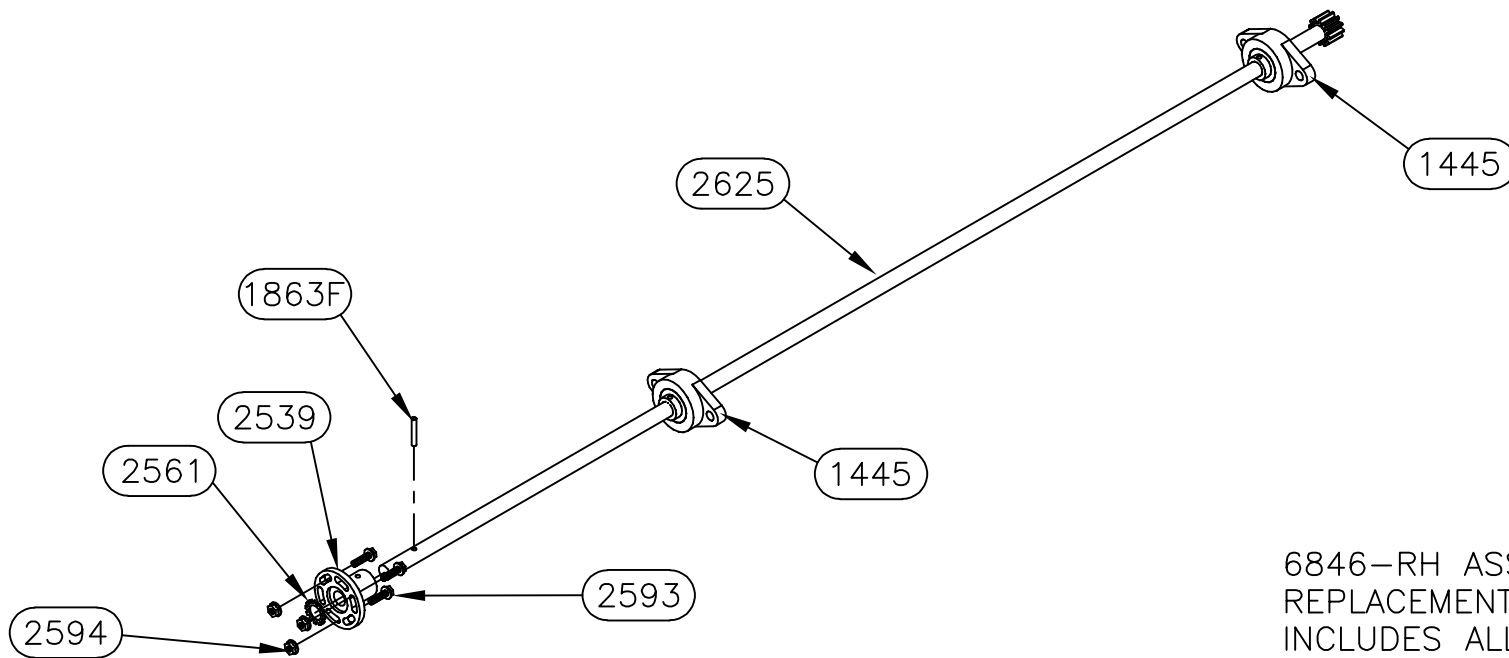
55169 COUNTY ROAD 3  
ELKHART, IN 46515

#	REVISIONS	BY:	DATE:

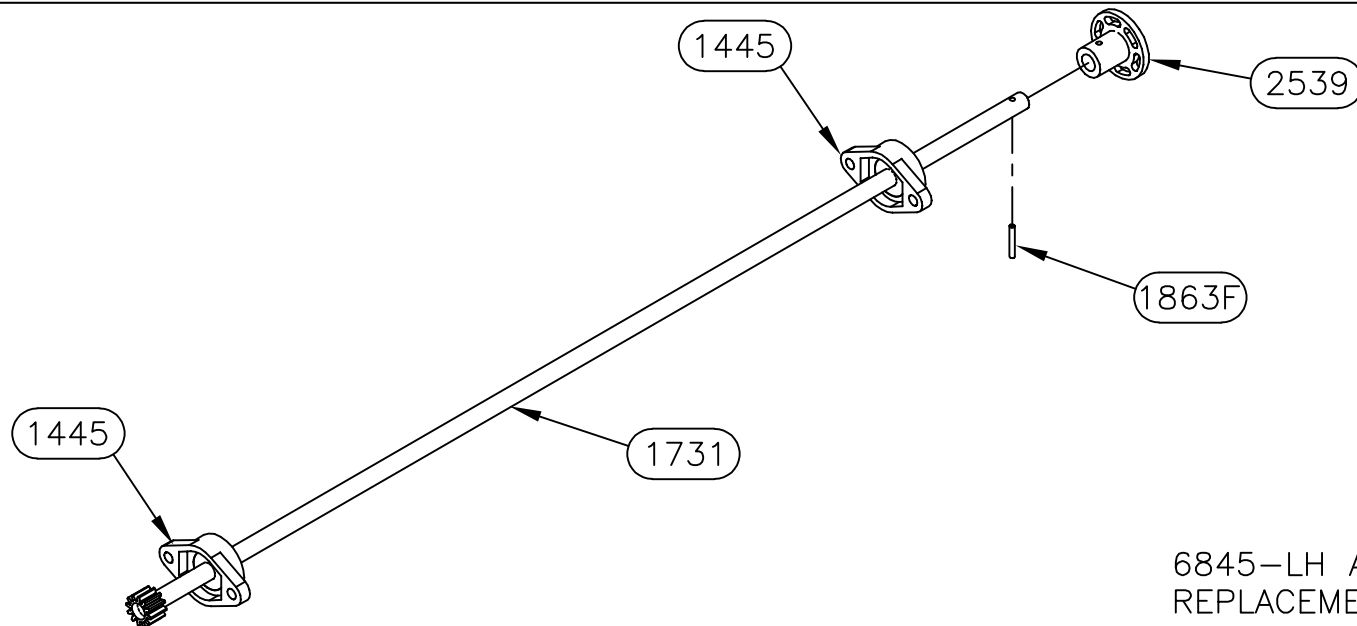
NOTICE - This drawing, including principles of design, is the property of Days Corporation, Elkhart, Indiana, with the agreement that it is not to be reproduced, copied, or loaned in any manner that may constitute a detriment directly or indirectly to Days Corporation. Acceptance of this will be construed as an agreement of the above.

UNLESS OTHERWISE  
SPECIFIED:  
TOLERANCES:  
.XXX ± 0.010  
.XX ± 0.010  
.X ± 0.030  
ANG. ± 1/2°  
REMOVE ALL BURRS AND  
SHARP EDGES .015 MAX

TITLE MAIN SLIDE ASSEMBLY		USED ON: FOREST RIVER DIESEL	
SIZE A	SCALE 1:1	MATERIAL	
DRW BY: SJ	DATE: 7/9/19	PART NAME: MAIN SLIDE-96" X 24" FR NOTCHED	
APP'D BY -	DATE: -	PAGE: 3 OF 4	DWG NO.: P70236
			REV: -



6846-RH ASSEMBLY (7455)  
REPLACEMENT SHAFT ASSEMBLY  
INCLUDES ALL PARTS SHOWN



6845-LH ASSEMBLY (7455)  
REPLACEMENT SHAFT ASSEMBLY  
INCLUDES ALL PARTS SHOWN

*Equalizer*

55169 COUNTY ROAD 3  
ELKHART, IN 46515

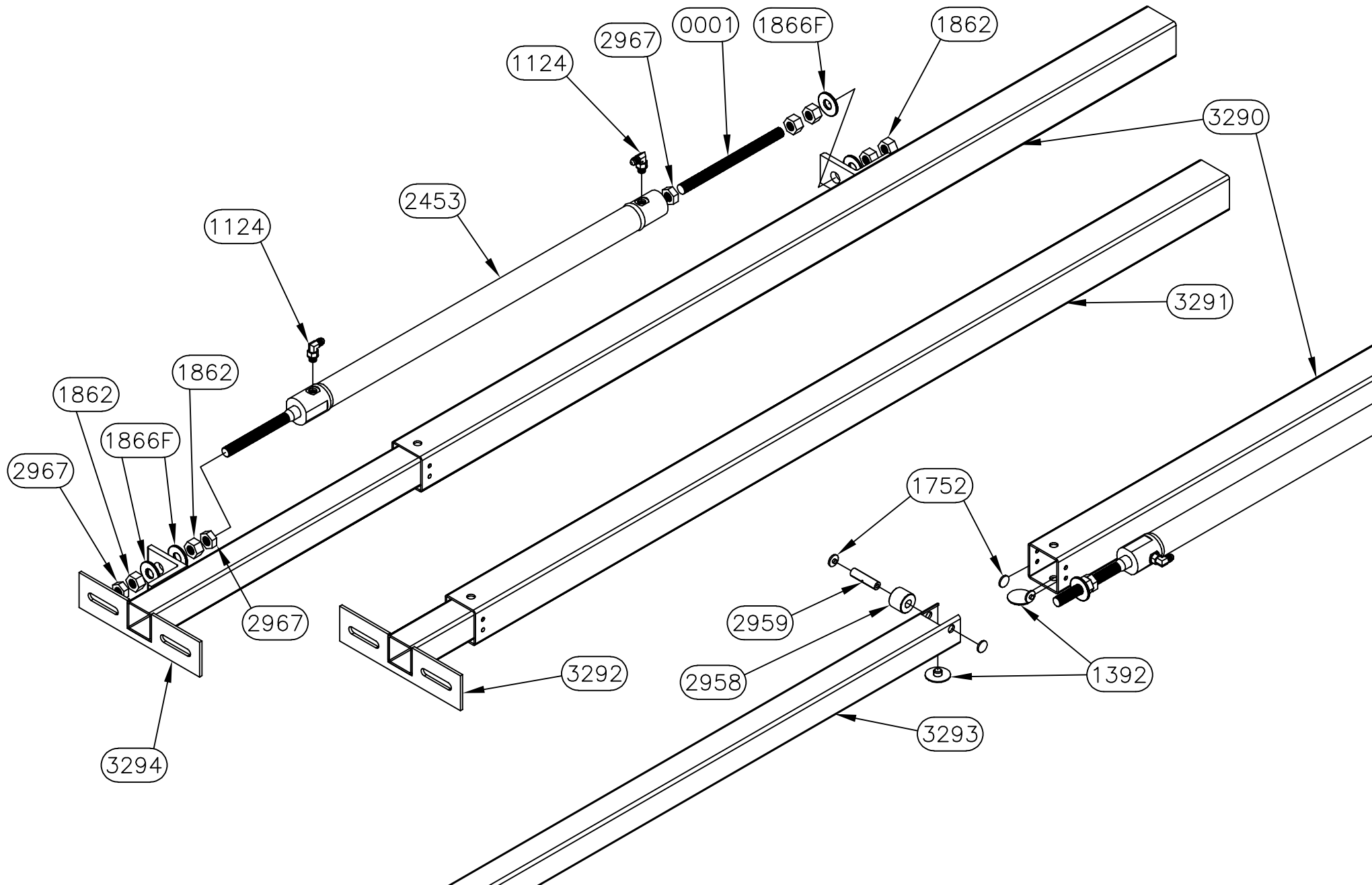
NOTICE - This drawing, including principles of design, is the property of Days Corporation, Elkhart, Indiana, with the agreement that it is not to be reproduced, copied, or loaned in any manner that may constitute a detriment directly or indirectly to Days Corporation. Acceptance of this will be construed as an agreement of the above.

#	REVISIONS	BY:	DATE:

UNLESS OTHERWISE  
SPECIFIED:  
TOLERANCES:  
.XXX ± 0.010  
.XX ± 0.010  
.X ± 0.030  
ANG. ± 1/2"  
REMOVE ALL BURRS AND  
SHARP EDGES .015 MAX

TITLE MAIN SLIDE ASSEMBLY		USED ON: FOREST RIVER DIESEL	
SIZE A	SCALE 1: 1	MATERIAL	
DRW BY: SJ	DATE: 7/9/19	PART NAME: MAIN SLIDE-96" X 24" FR NOTCHED	
APP'D BY -	DATE: -	PAGE: 4 OF 4	DWG NO.: P70236
		REV:	-





*Equalizer*

55169 COUNTY ROAD 3  
ELKHART, IN 46515

NOTICE - This drawing, including principles of design, is the property of Days Corporation, Elkhart, Indiana, with the agreement that it is not to be reproduced, copied, or loaned in any manner that may constitute a detriment directly or indirectly to Days Corporation. Acceptance of this will be construed as an agreement of the above.

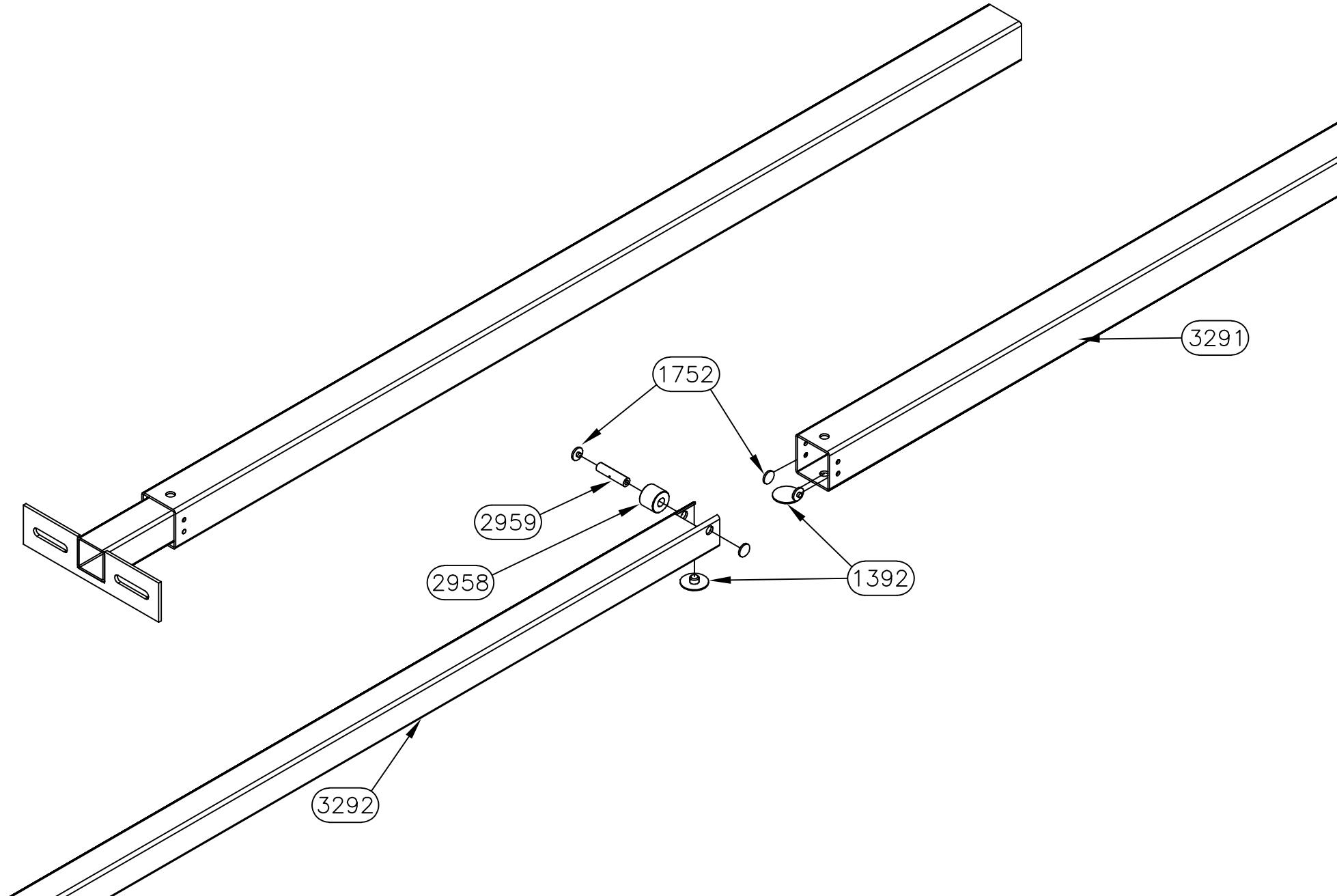
#	REVISIONS	BY:	DATE:

UNLESS OTHERWISE  
SPECIFIED:  
TOLERANCES:  
.XXX ± 0.010  
.XX ± 0.010  
.X ± 0.030  
ANG. ± 1/2"  
REMOVE ALL BURRS AND  
SHARP EDGES .015 MAX

TITLE MAIN SLIDE ASSEMBLY		USED ON: FOREST RIVER DIESEL	
SIZE A	SCALE 1: 1	MATERIAL	
DRW BY: SJ	DATE: 4/16/20	PART NAME: SLIDE ASSBLY-24" NT 5 ARM-FR	
APP'D BY -	DATE: -	PAGE: 2 OF 2	DWG NO.: P70279
		REV:	-







*Equalizer*

55169 COUNTY ROAD 3  
ELKHART, IN 46515

NOTICE - This drawing, including principles of design, is the property of Days Corporation, Elkhart, Indiana, with the agreement that it is not to be reproduced, copied, or loaned in any manner that may constitute a detriment directly or indirectly to Days Corporation. Acceptance of this will be construed as an agreement of the above.

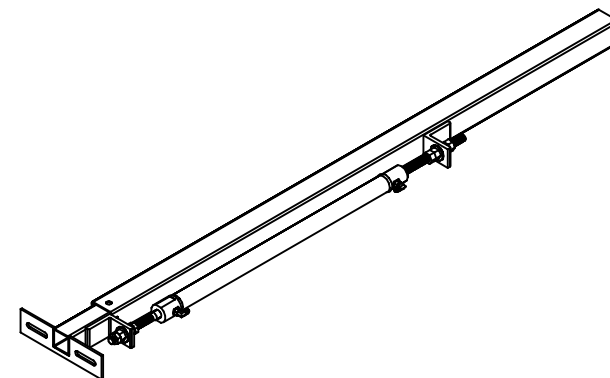
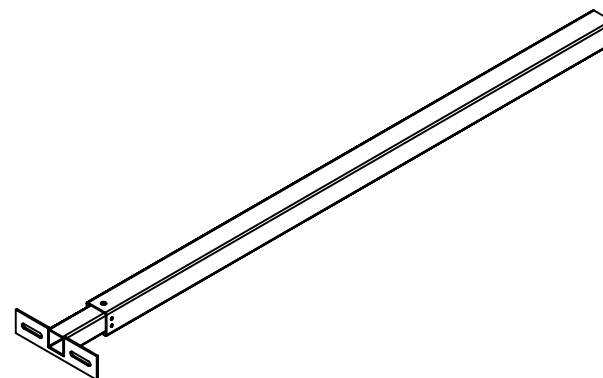
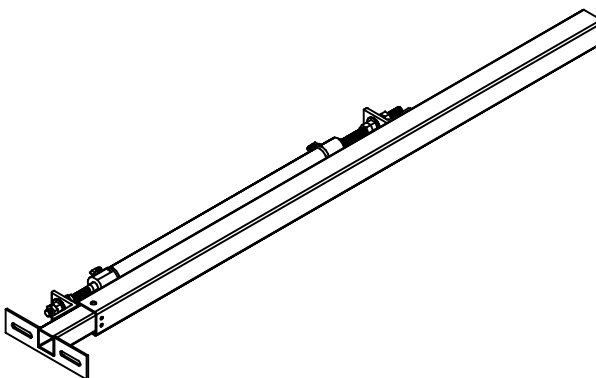
#	REVISIONS	BY:	DATE:

UNLESS OTHERWISE  
SPECIFIED:  
TOLERANCES:  
.XXX ± 0.010  
.XX ± 0.010  
.X ± 0.030  
ANG. ± 1/2"  
REMOVE ALL BURRS AND  
SHARP EDGES .015 MAX

TITLE MAIN SLIDE ASSEMBLY		USED ON: FOREST RIVER DIESEL	
SIZE A	SCALE —	MATERIAL —	
DRW BY: SJ	DATE: 11/3/20	PART NAME: SLIDE ASSBLY-2 SLAVE ARM	
APP'D BY —	DATE: —	PAGE: 2 OF 2	DWG NO.: —

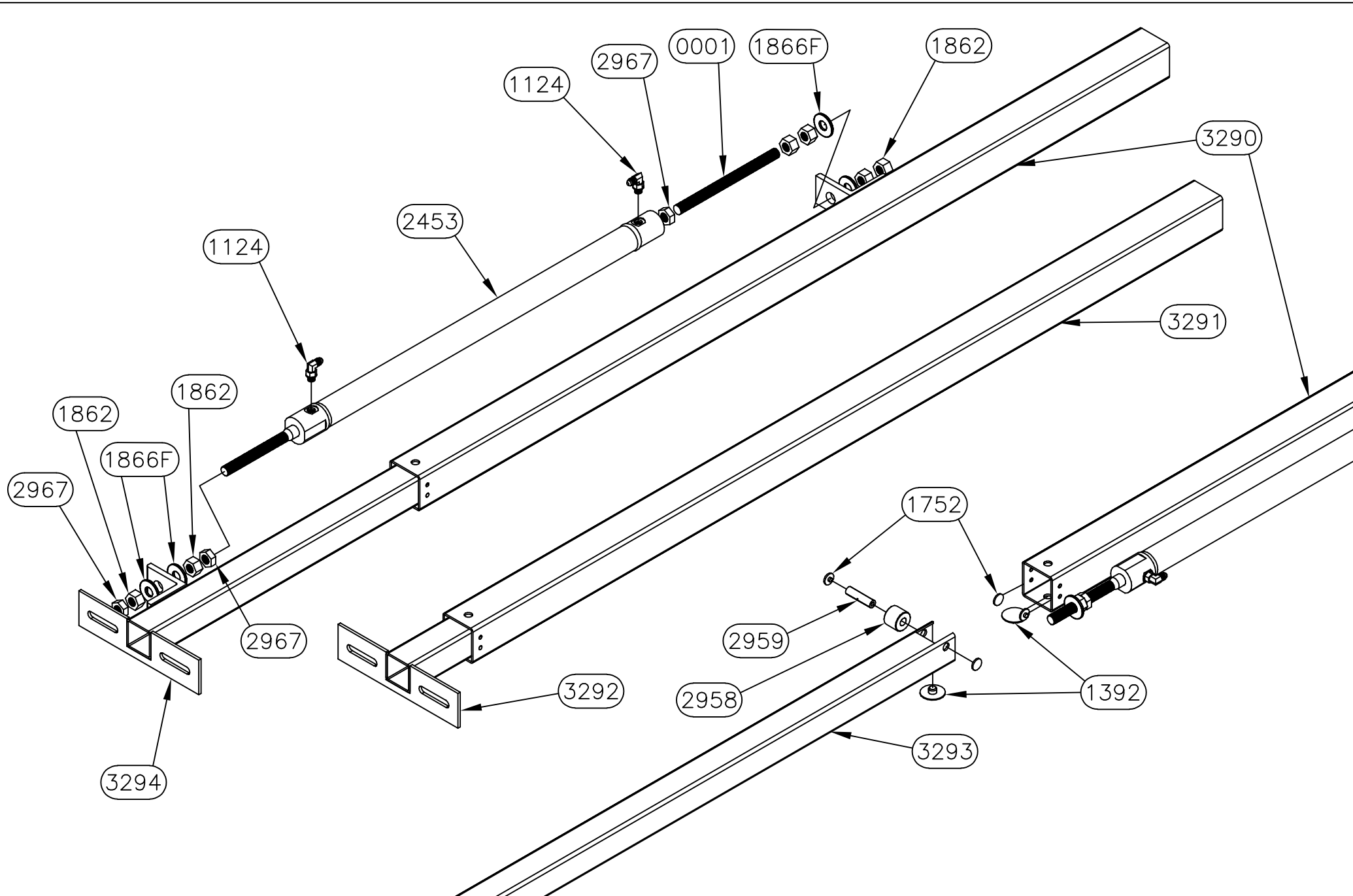
## 70359 PARTS LIST

PART#	DESCRIPTION	QUAN
1124	FITTING-#4 JIC X #4 OR 90	4
1392	BUTTON-1.5" UHMW	6
1752	BUTTON-3/4" UHMW	12
1862	NUT-5/8-18 GR 2 FHN	12
1866F	WASHER-5/8 FLAT	4
2453	CYLINDER-SLIDE 1 3/8" X 24"	2
2958	ROLLER-1 1/4" OD X 1" LG X 1/2" BORE	3
2959	SHAFT-ROLLER 1/2" X 2"	3
2967	NUT-5/8-18 HEX JAM NUT	6
3290	TUBE-24" OUTER W/CYL BKT-ROLL	2
3291	TUBE-24" OUTER NT-ROLL	1
3292	TUBE-36" DRIVE NT INNER W/ROLLER	1
3293	TUBE-36" DRIVE NT RH INNER W/ROLLER	1
3294	TUBE-36" DRIVE NT LH INNER W/ROLLER	1
0001	ATR-5/8-18 X 8 1/4" LONG	2



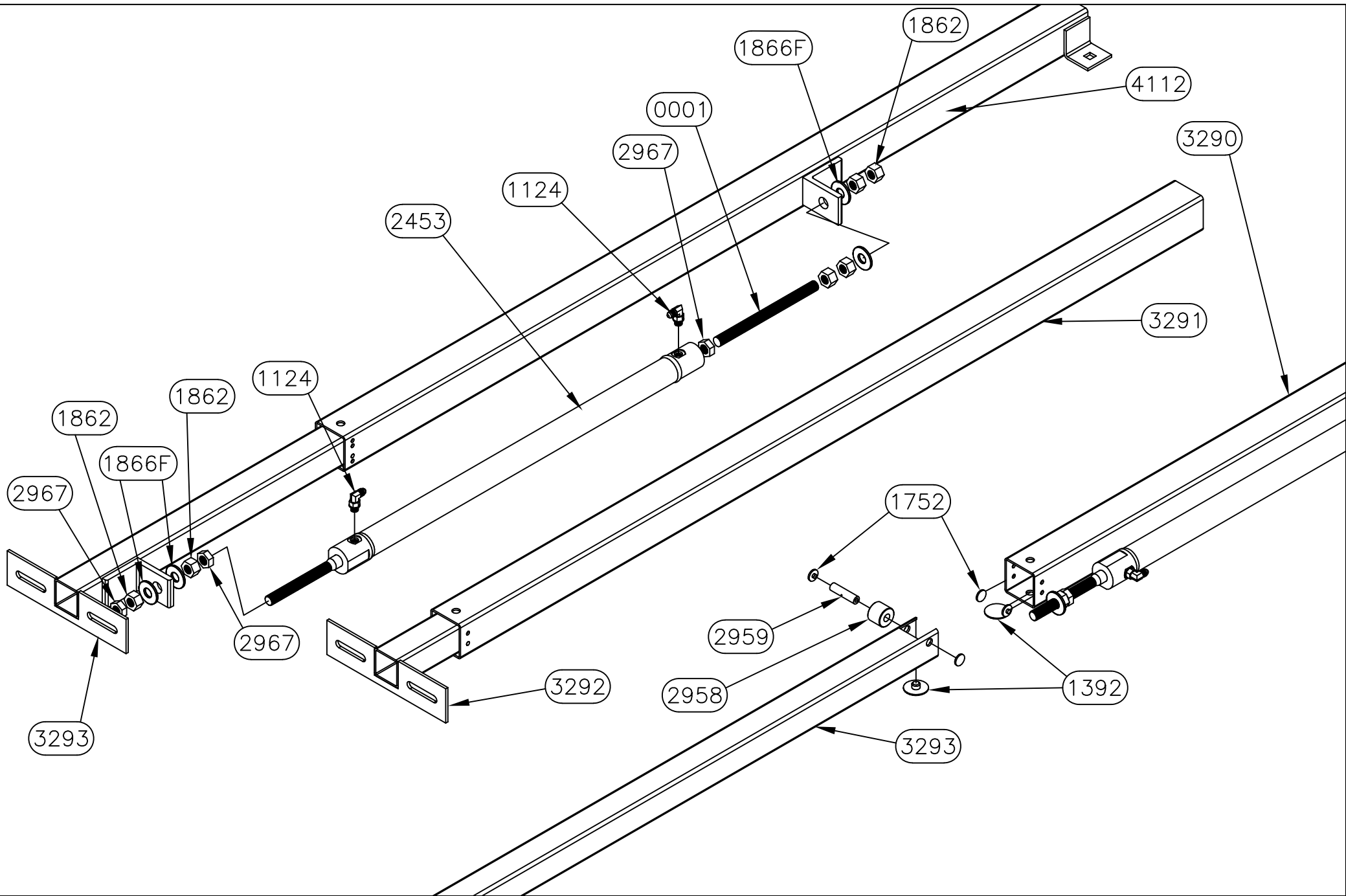
**Warranty authorization must come directly from Equalizer Systems. (800) 846-9659.**

<div>EQ</div> <div>SYSTEMS</div>	55169 COUNTY ROAD 3 ELKHART, IN 46514		#	REVISIONS		BY:	DATE:	UNLESS OTHERWISE SPECIFIED: TOLERANCES: .XXX ± 0.010 .XX ± 0.010 .X ± 0.030 ANG. ± 1/2"  REMOVE ALL BURRS AND SHARP EDGES .015 MAX	TITLE MAIN SLIDE ASSEMBLY		USED ON: FOREST RIVER DIESEL		
									SIZE A	SCALE 1: 1	MATERIAL _____		
									DRW BY: SJ	DATE: 10/18/21	PART NAME: SLIDE ASSBLY-24" NT 3 ARM-FR		
									APP'D BY —	DATE: —	PAGE: 1 OF 2	DWG NO.: P70359	REV: —
NOTICE — This drawing, including principles of design, is the property of Days Corporation, Elkhart, Indiana, with the agreement that it is not to be reproduced, copied, or loaned in any manner that may constitute a detriment directly or indirectly to Days Corporation. Acceptance of this will be construed as an agreement of the above.													

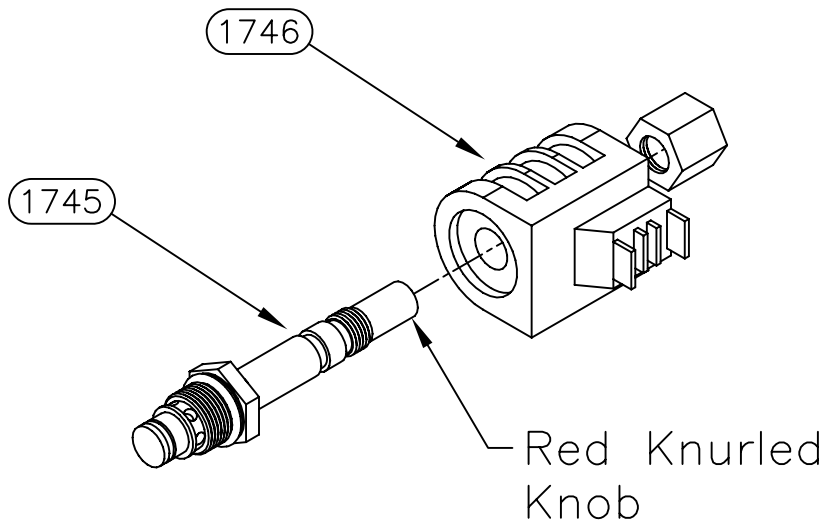
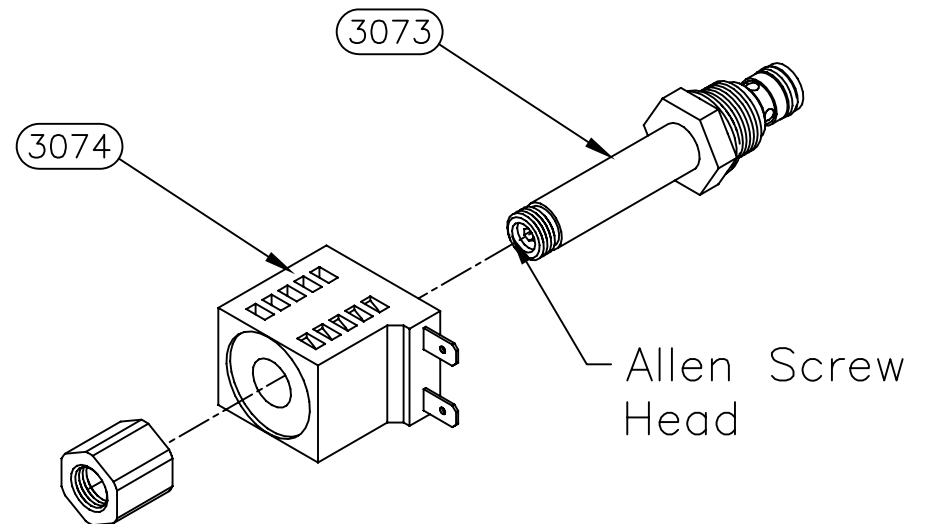
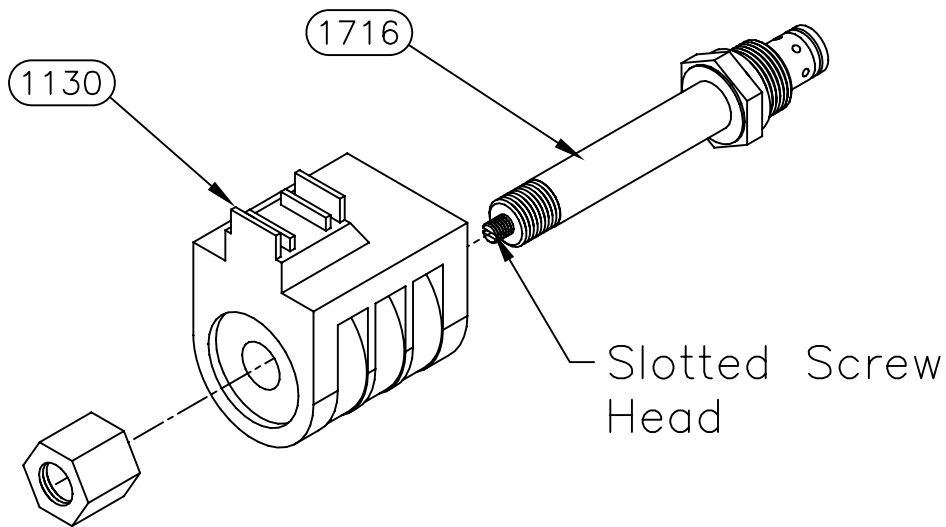


<div><div>EQ</div><div>SYSTEMS</div></div> <div>55169 COUNTY ROAD 3 ELKHART, IN 46514</div> <div>NOTICE — This drawing, including principles of design, is the property of Days Corporation, Elkhart, Indiana, with the agreement that it is not to be reproduced, copied, or loaned in any manner that may constitute a detriment directly or indirectly to Days Corporation. Acceptance of this will be construed as an agreement of the above.</div>	#	REVISIONS	BY:	DATE:	UNLESS OTHERWISE SPECIFIED: TOLERANCES: .XXX ± 0.010 .XX ± 0.010 .X ± 0.030 ANG. ± 1/2" REMOVE ALL BURRS AND SHARP EDGES .015 MAX	TITLE MAIN SLIDE ASSEMBLY		USED ON: FOREST RIVER DIESEL	
						SIZE A	SCALE 1: 1	MATERIAL	
						DRW BY: SJ	DATE: 10/18/21	PART NAME: SLIDE ASSBLY-24" NT 3 ARM-FR	
						APP'D BY: —	DATE: —	PAGE: 2 OF 2	DWG NO.: P70359
								REV:	—





<b>EQ</b> SYSTEMS 55169 COUNTY ROAD 3 ELKHART, IN 46514  NOTICE - This drawing, including principles of design, is the property of Days Corporation, Elkhart, Indiana, with the agreement that it is not to be reproduced, copied, or loaned in any manner that may constitute a detriment directly or indirectly to Days Corporation. Acceptance of this will be construed as an agreement of the above.	# REVISIONS BY: DATE:	UNLESS OTHERWISE SPECIFIED: TOLERANCES: .XXX ± 0.010 .XX ± 0.010 .X ± 0.030 ANG. ± 1/2° REMOVE ALL BURRS AND SHARP EDGES .015 MAX	TITLE MAIN SLIDE ASSEMBLY SIZE A SCALE 1: 1 DRW BY: SJ APP'D BY:	USED ON: FOREST RIVER DIESEL DATE: 2/18/22 DATE:	PART NAME: SLIDE ASSBLY-24" NT 3 ARM-RH BOLT ON PAGE: 2 OF 2 DWG NO.: P70382 REV:



#### Note:

In June of 2011, the 1716 and 1745 valves along with corresponding coils 1130 and 1746 were obsoleted. Both of these valves are replaced with the new 3073 valves and 3074 coils. If you need to order a replacement for 1716 or 1745 you will need to purchase both the 3073 valve and 3074 coil.

**Equalizer**

55169 COUNTY ROAD 3  
ELKHART, IN 46515

NOTICE - This drawing, including principles of design, is the property of Days Corporation, Elkhart, Indiana, with the agreement that it is not to be reproduced, copied, or loaned in any manner that may constitute a detriment directly or indirectly to Days Corporation. Acceptance of this will be construed as an agreement of the above.

#	REVISIONS

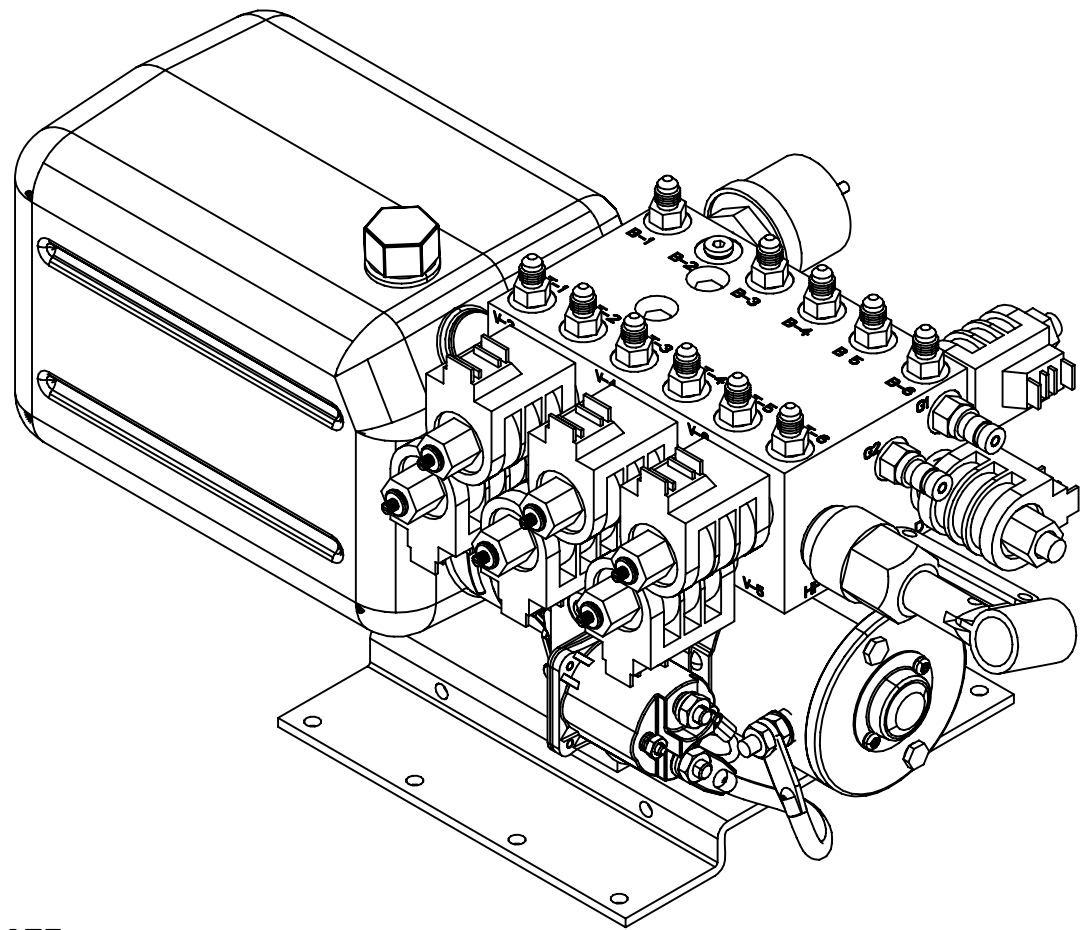
BY:	DATE:

UNLESS OTHERWISE  
SPECIFIED:  
TOLERANCES:  
.XXX ± 0.010  
.XX ± 0.010  
.X ± 0.030  
ANG. ± 1/2°  
REMOVE ALL BURRS AND  
SHARP EDGES .015 MAX

TITLE			USED ON:		
VALVE REPLACEMENT			FOREST RIVER		
SIZE	SCALE	MATERIAL	NOTED		
A	1:1	AS			
DRW BY:	DATE:	PART NAME:			
SJ	6/10/11	1716 AND 1745 VALVE REPLACEMENT			
APP'D BY:	DATE:	PAGE:	DWG NO.:	REV:	
		1 OF 1	P1716		

## PARTS LIST

ITEM	PART#	DESCRIPTION	QUAN
1	1122	FITTING-#4 OR MALE X #4 JIC	11
2	1130	COIL-DDS12	6
3	1187	SCREW-3/8-16 X 1 1/4 CUP PT SSS	2
4	1278	NUT-3/8 FLANGE	2
5	1440	BOLT-1/4-20 X 3 HCS #8	2
6	1714	MANIFOLD-6 FUNCTION	1
7	1716	VALVE-CARTRIDGE M/O	6
8	1717	VALVE-DIRECTIONAL VALVE #6 MANUAL OVERRIDE	1
9	1720	VALVE-HAND PUMP #10 CAVITY	1
10	1735	FITTING-DF04-1/4 DIAG. TIP	2
11	1745	VALVE-#8 2 WAY M/O	1
12	1746	COIL-#6 10V	2
13	1756	BRACKET-PUMP MOUNT MH	1
14	1776	HANDLE-FOR HAND PUMP	1
15	1898DD	WASHER-1/4 LOCK	2
16	1938DD	WASHER-1/4 FLAT	2
17	2015	PUMP-MTE 3.7	1
17A	1444	SOLENOID-HD PLTD	1
17B	2007	CAP-MTE BREATHER	1
17C	2427	MOTOR-MTE 3.7	1
17D	2428	RESERVOIR-MTE 6QT.-2015	1
18	2047	SWITCH-PRESSURE SWITCH 1200 PSI	1
19	2128	PLUG-#4 SOCKET HEAD O-RING	4
20	6507	HARNESS, PUMP HARNESS 6 FUNCTION-1180	1
21	6536	HARNESS, PRESSURE SWITCH PIGTAIL	1
22	6572	HARNESS, 10" POWER AND GROUND FEED	1
23	6650	HARNESS, 6 FUNC PUMP GROUND LEAD	1

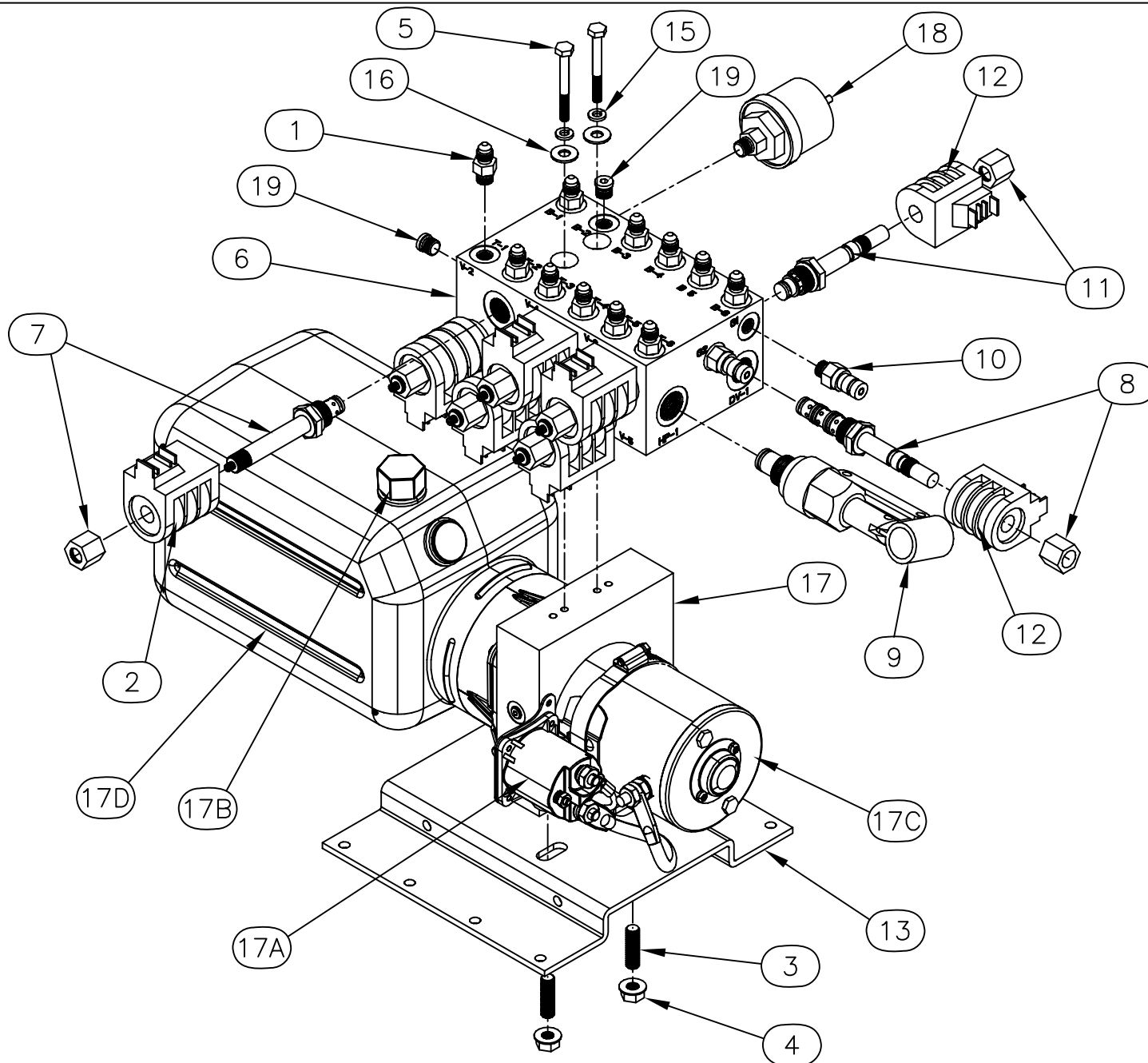


NOTE:  
PARTS 17A-17D ARE INCLUDED  
IN PART 17 AS AN ASSEMBLY  
PARTS 14, 20, 21, 22 & 23  
ARE NOT SHOWN

**Warranty authorization must come directly  
from Equalizer Systems. (800) 846-9659.**

<i>Equalizer</i> 55169 COUNTY ROAD 3 ELKHART, IN 46515	#	REVISIONS	BY:	DATE:	UNLESS OTHERWISE SPECIFIED: TOLERANCES: .XXX ± 0.010 .XX ± 0.010 .X ± 0.030 ANG. ± 1/2" REMOVE ALL BURRS AND SHARP EDGES .015 MAX	TITLE 6 FUNCTION PUMP ASSEMBLY		USED ON: FOREST RIVER		
						SIZE	SCALE	MATERIAL	NOTED	
						A	1: 1	AS		
	NOTICE - This drawing, including principles of design, is the property of Days Corporation, Elkhart, Indiana, with the agreement that it is not to be reproduced, copied, or loaned in any manner that may constitute a detriment directly or indirectly to Days Corporation. Acceptance of this will be construed as an agreement of the above.						DRW BY:	DATE:		PART NAME:
							SJ	2/16/09		PUMP & MANI 6 FUNC MO PS-FR
							APP'D BY	DATE:		PAGE:
							-	-		1 OF 2
						DWG NO.:	REV:			
						P7330				





*Equalizer*

55169 COUNTY ROAD 3  
ELKHART, IN 46515

NOTICE - This drawing, including principles of design, is the property of Days Corporation, Elkhart, Indiana, with the agreement that it is not to be reproduced, copied, or loaned in any manner that may constitute a detriment directly or indirectly to Days Corporation. Acceptance of this will be construed as an agreement of the above.

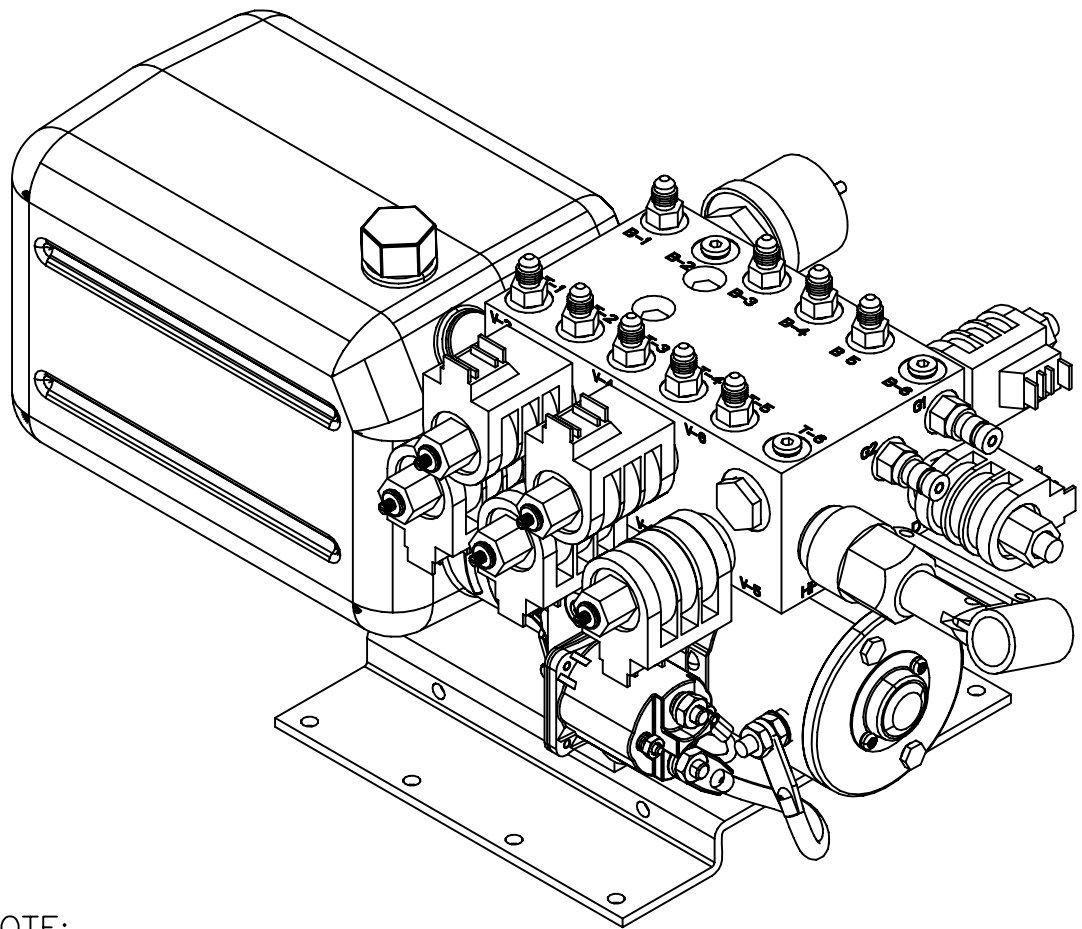
#	REVISIONS	BY:	DATE:

UNLESS OTHERWISE  
SPECIFIED:  
TOLERANCES:  
.XXX ± 0.010  
.XX ± 0.010  
.X ± 0.030  
ANG. ± 1/2"  
REMOVE ALL BURRS AND  
SHARP EDGES .015 MAX

TITLE			USED ON:	
6 FUNCTION PUMP ASSEMBLY			FOREST RIVER	
SIZE	SCALE	MATERIAL	NOTED	
A	1: 1	AS		
DRW BY:	DATE:	PART NAME:		
SJ	2/16/09	PUMP & MANI 6 FUNC MO PS-FR		
APP'D BY	DATE:	PAGE:	DWG NO.:	REV:
—	—	2 OF 2	P7330	—

# PARTS LIST

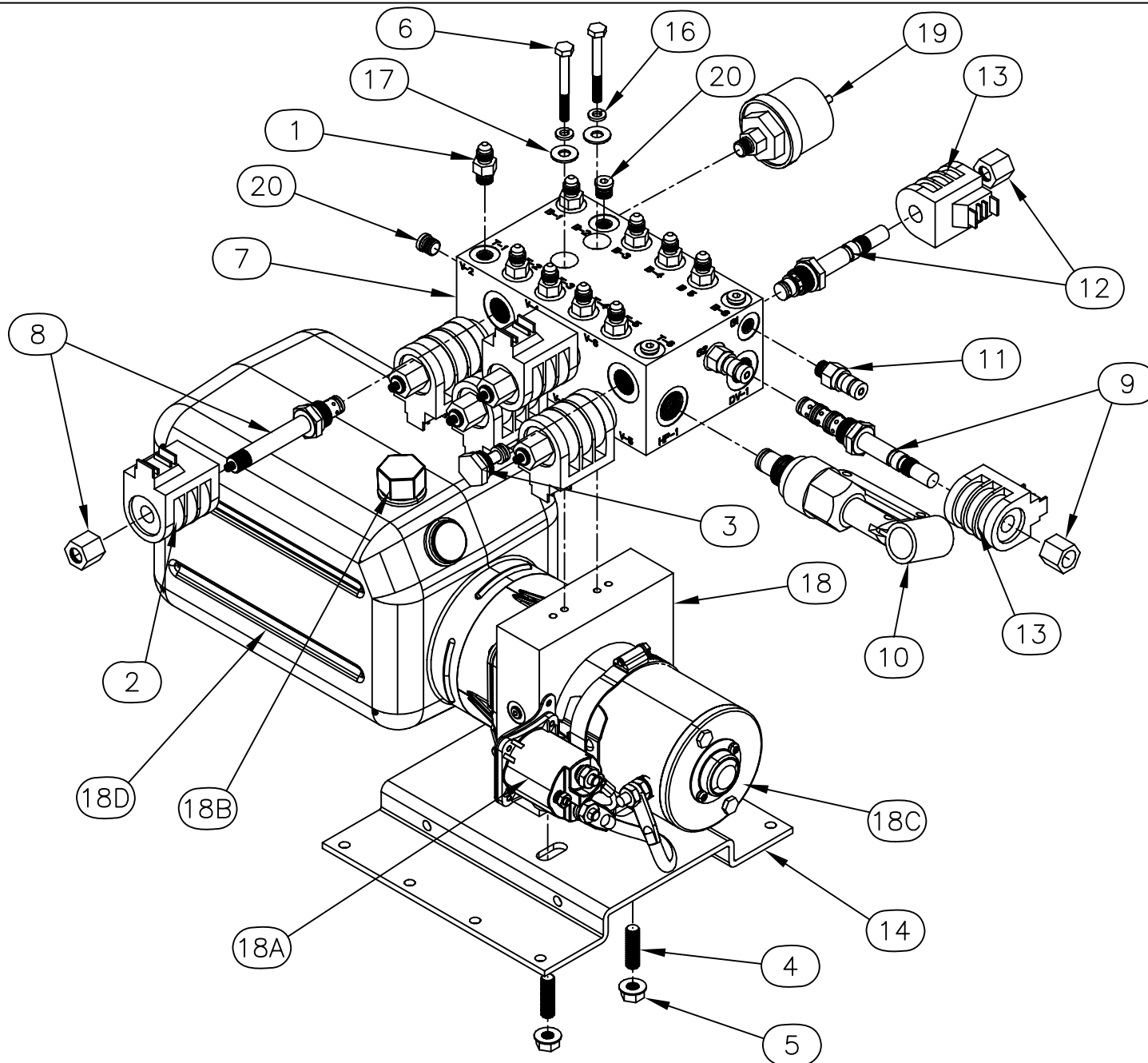
ITEM	PART#	DESCRIPTION	QUAN
1	1122	FITTING-#4 OR MALE X #4 JIC	9
2	1130	COIL-DDS12	5
3	1137	PLUG-CAVITY	1
4	1187	SCREW-3/8-16 X 1 1/4 CUP PT SSS	2
5	1278	NUT-3/8 FLANGE	2
6	1440	BOLT-1/4-20 X 3 HCS #8	2
7	1714	MANIFOLD-6 FUNCTION	1
8	1716	VALVE-CARTRIDGE M/O	5
9	1717	VALVE-DIRECTIONAL VALVE #6 MANUAL OVERRIDE	1
10	1720	VALVE-HAND PUMP #10 CAVITY	1
11	1735	FITTING-DF04-1/4 DIAG. TIP	2
12	1745	VALVE-#8 2 WAY M/O	1
13	1746	COIL-#6 10V	2
14	1756	BRACKET-PUMP MOUNT MH	1
15	1776	HANDLE-FOR HAND PUMP	1
16	1898DD	WASHER-1/4 LOCK	2
17	1938DD	WASHER-1/4 FLAT	2
17A	2015	PUMP-MTE 3.7	1
17B	1444	SOLENOID-HD PLTD	1
17C	2007	CAP-MTE BREATHER	1
17D	2427	MOTOR-MTE 3.7	1
18	2428	RESERVOIR-MTE 6QT.-2015	1
19	2047	SWITCH-PRESSURE SWITCH 1200 PSI	1
20	2128	PLUG-#4 SOCKET HEAD O-RING	6
21	6507	HARNESS, PUMP HARNESS 6 FUNCTION-1180	1
22	6536	HARNESS, PRESSURE SWITCH PIGTAIL	1
23	6572	HARNESS, 10" POWER AND GROUND FEED	1
24	6649	HARNESS, 5 FUNC PUMP GROUND LEAD	1



NOTE:  
PARTS 18A-18D ARE INCLUDED  
IN PART 18 AS AN ASSEMBLY  
PARTS 15, 21, 22, 23 & 24  
ARE NOT SHOWN

**Warranty authorization must come directly  
from Equalizer Systems. (800) 846-9659.**

<b>Equalizer</b> 55169 COUNTY ROAD 3 ELKHART, IN 46515  NOTICE - This drawing, including principles of design, is the property of Days Corporation, Elkhart, Indiana, with the agreement that it is not to be reproduced, copied, or loaned in any manner that may constitute a detriment directly or indirectly to Days Corporation. Acceptance of this will be construed as an agreement of the above.	#	REVISIONS	BY:	DATE:	UNLESS OTHERWISE SPECIFIED: TOLERANCES: .XXX ± 0.010 .XX ± 0.010 .X ± 0.030 ANG. ± 1/2" REMOVE ALL BURRS AND SHARP EDGES .015 MAX	TITLE 5 FUNCTION PUMP ASSEMBLY	USED ON: FOREST RIVER
					SIZE SCALE MATERIAL A 1: 1 AS	NOTED	
					DRW BY: DATE: SJ 2/16/09	PART NAME: PUMP & MANI 5 FUNC MO PS-FR	
					APP'D BY: DATE: - -	PAGE: 1 OF 2	DWG NO.: P7380
						REV: -	



*Equalizer*

55169 COUNTY ROAD 3  
ELKHART, IN 46515

NOTICE - This drawing, including principles of design, is the property of Days Corporation, Elkhart, Indiana, with the agreement that it is not to be reproduced, copied, or loaned in any manner that may constitute a detriment directly or indirectly to Days Corporation. Acceptance of this will be construed as an agreement of the above.

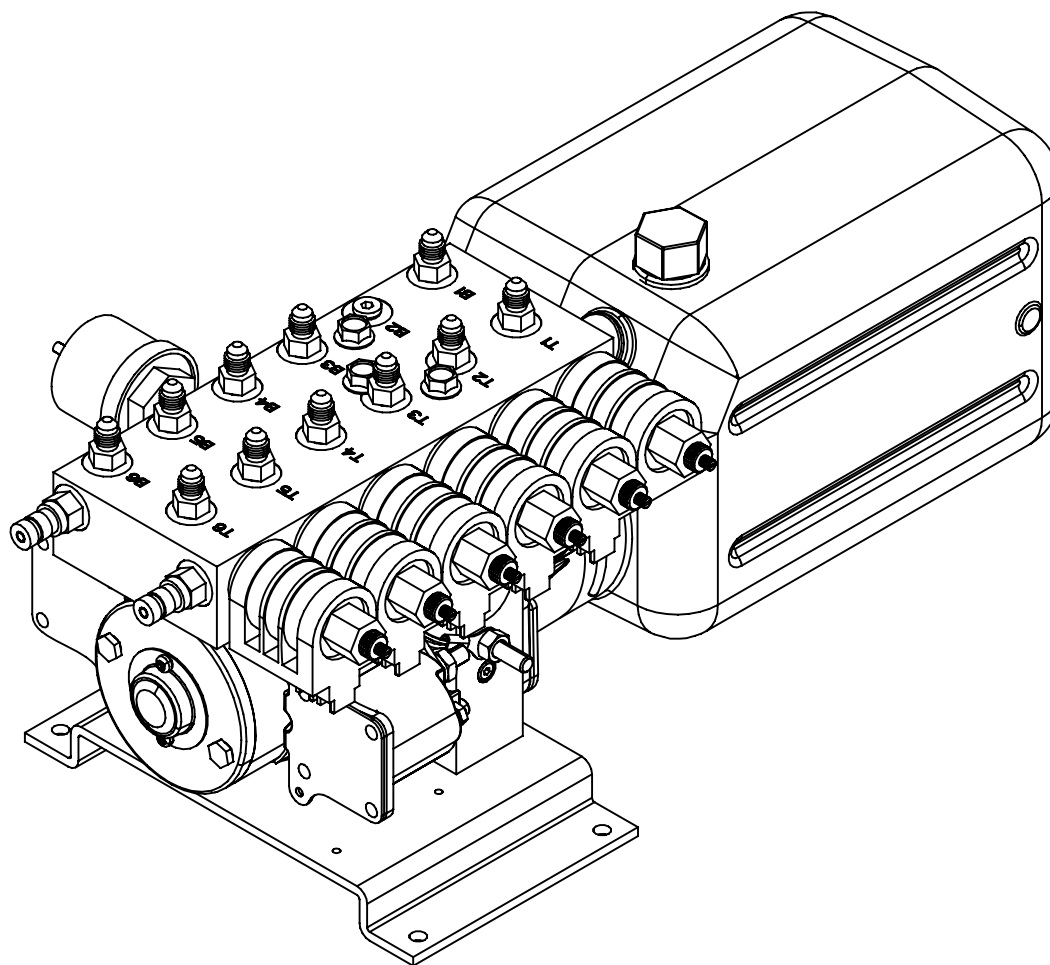
#	REVISIONS	BY:	DATE:

UNLESS OTHERWISE  
SPECIFIED:  
TOLERANCES:  
.XXX ± 0.010  
.XX ± 0.010  
.X ± 0.030  
ANG. ± 1/2"  
REMOVE ALL BURRS AND  
SHARP EDGES .015 MAX

TITLE			USED ON:	
5 FUNCTION PUMP ASSEMBLY			FOREST RIVER	
SIZE	SCALE	MATERIAL	NOTED	
A	1: 1	AS		
DRW BY:	DATE:	PART NAME:		
SJ	2/16/09	PUMP & MANI 5 FUNC MO PS-FR		
APP'D BY	DATE:	PAGE:	DWG NO.:	REV:
—	—	2 OF 2	P7380	—

# PARTS LIST

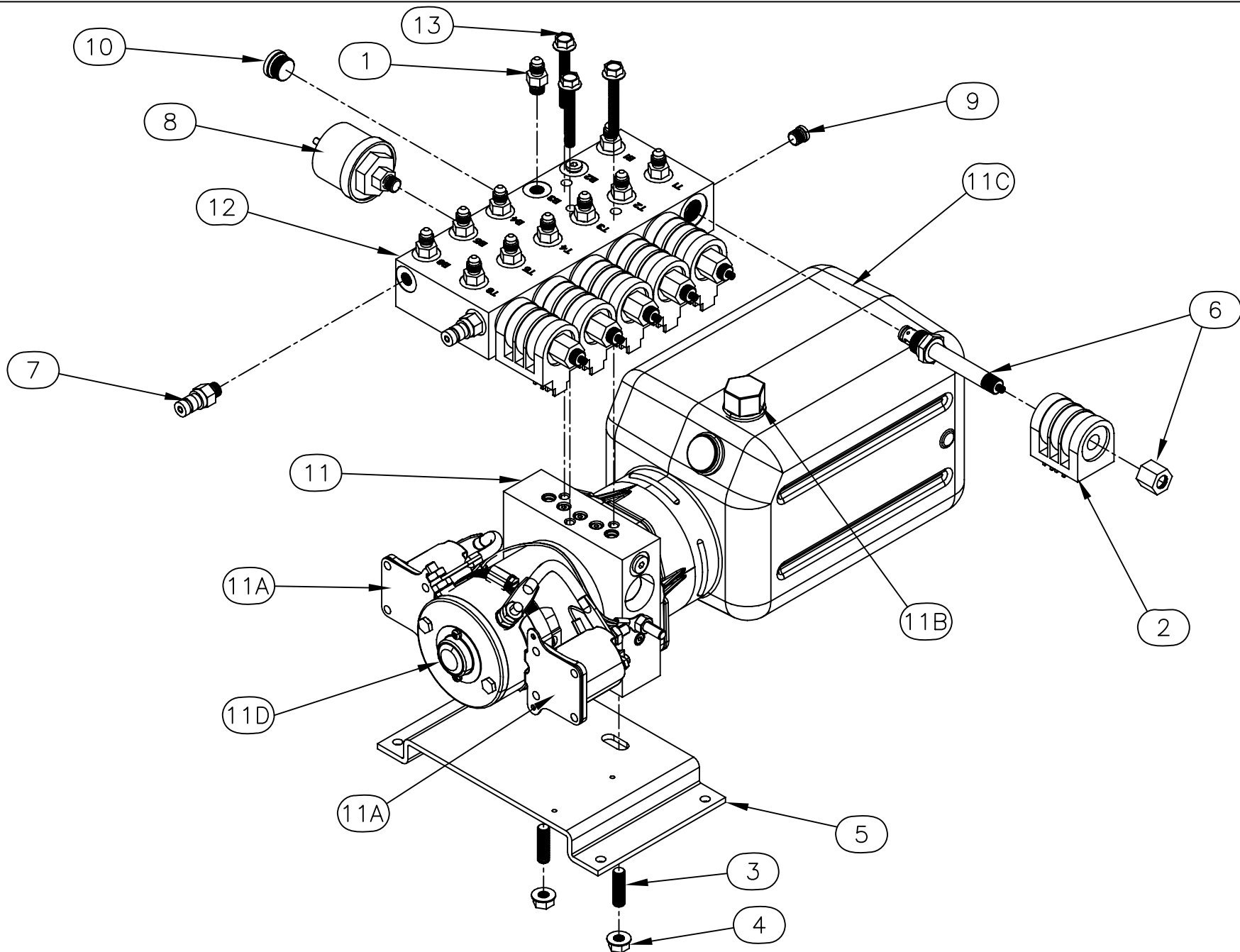
ITEM	PART#	DESCRIPTION	QUAN
1	1122	FITTING-#4 OR MALE X #4 JIC	11
2	1130	COIL-DDS12	6
3	1187	SCREW-3/8-16 X 1 1/4 CUP PT SSS	2
4	1278	NUT-3/8 FLANGE	2
5	1395	PLATE-PUMP MOUNT-CQ	1
6	1716	VALVE-CARTRIDGE M/O	6
7	1735	FITTING-DF04-1/4 DIAG. TIP	2
8	2047	SWITCH-PRESSURE SWITCH 1200 PSI	1
9	2128	PLUG-#4 SOCKET HEAD O-RING	3
10	2417	PLUG-SOCKET HEAD #8 O-RING	1
11	2532	PUMP-BIROTATE MTE 6 QT.	1
11A	1444	SOLENOID-HD PLTD	2
11B	2007	CAP-MTE BREATHER	1
11C	2428	RESERVOIR-MTE 6QT.-2015	1
11D	2605	MOTOR-MTE BIROT	1
12	2742	MANIFOLD-BIROT 6 FUNC. COMPACT	1
13	2747	SCREW-5/16-18 X 2 1/4 FLANGE	3
14	6572	HARNESS, 10" POWER AND GROUND FEED	1
15	6650BR	HARNESS, 6 FUNC PUMP GROUND LEAD BIROT	1
16	6781BR	HARNESS, PUMP 6 FUNCTION GS	1
17			
18			
19			
20			
21			
22			
23			
24			



NOTE:  
PARTS 11A-11D ARE INCLUDED  
IN PART 11 AS AN ASSEMBLY  
PARTS 14, 15, & 16 ARE NOT  
SHOWN

**Warranty authorization must come directly  
from Equalizer Systems. (800) 846-9659.**

<b>Equalizer</b> 55169 COUNTY ROAD 3 ELKHART, IN 46515	#	REVISIONS	BY:	DATE:	UNLESS OTHERWISE SPECIFIED:	TITLE	USED ON:
	A	Changed to compact manifold	SJ	8/11/10	TOLERANCES: .XXX ± 0.010 .XX ± 0.010 .X ± 0.030 ANG. ± 1/2" REMOVE ALL BURRS AND SHARP EDGES .015 MAX	6 FUNC. BIROT. PUMP ASSEMBLY	FOREST RIVER
NOTICE - This drawing, including principles of design, is the property of Days Corporation, Elkhart, Indiana, with the agreement that it is not to be reproduced, copied, or loaned in any manner that may constitute a detriment directly or indirectly to Days Corporation. Acceptance of this will be construed as an agreement of the above.						SIZE SCALE MATERIAL	NOTED
						DRW BY: DATE: SJ 2/17/09	PART NAME: PUMP & MAN 6 FUNC BIROT MAN PS-FR
						APP'D BY: DATE: - -	PAGE: 1 OF 3 DWG NO.: P7604 REV: A



*Equalizer*

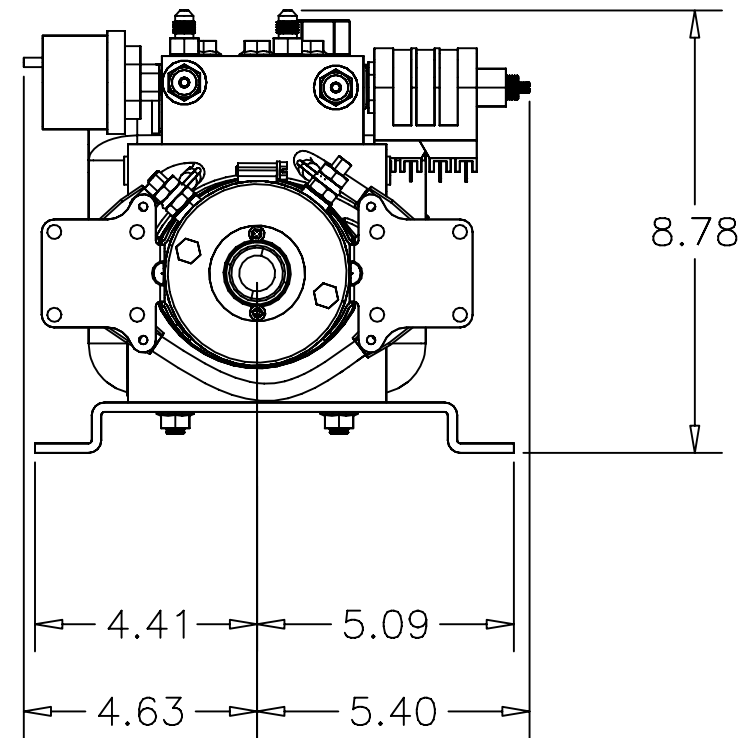
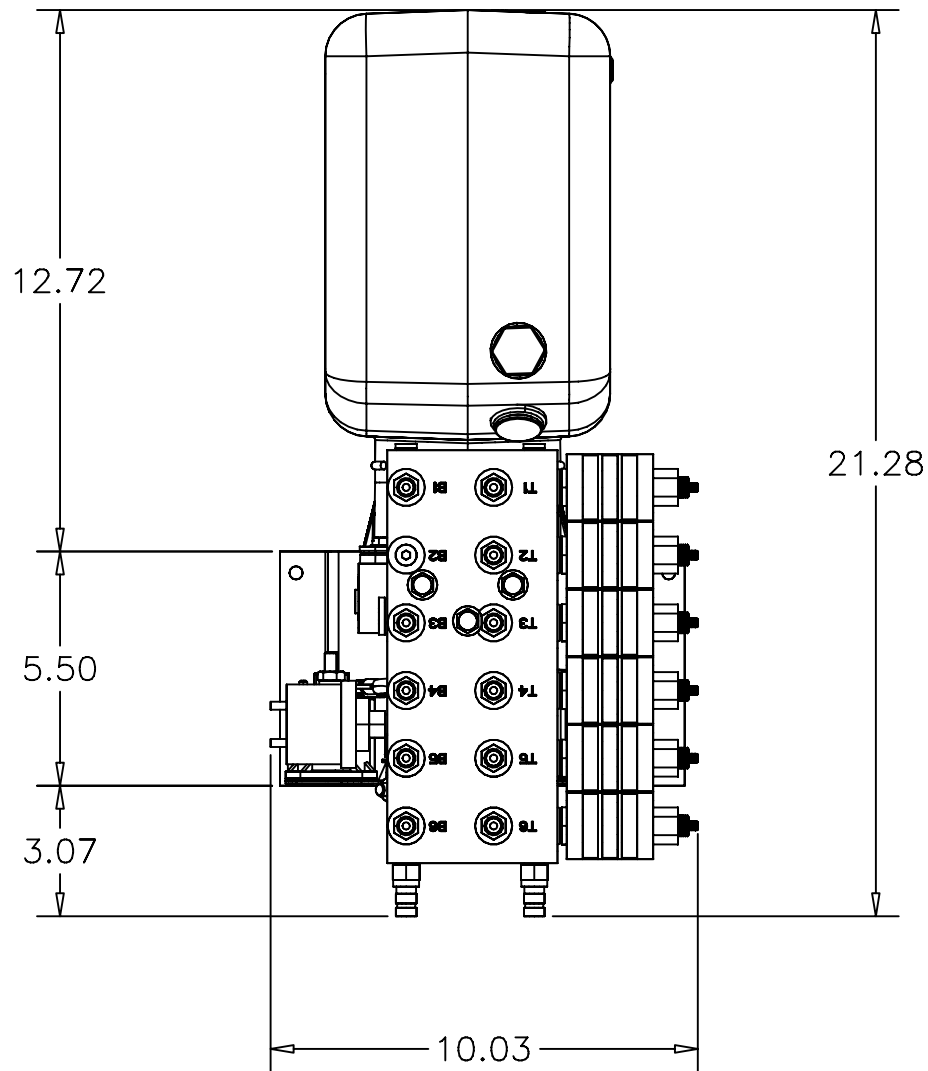
55169 COUNTY ROAD 3  
ELKHART, IN 46515

NOTICE - This drawing, including principles of design, is the property of Days Corporation, Elkhart, Indiana, with the agreement that it is not to be reproduced, copied, or loaned in any manner that may constitute a detriment directly or indirectly to Days Corporation. Acceptance of this will be construed as an agreement of the above.

#	REVISIONS	BY:	DATE:
A	Changed to compact manifold	SJ	8/11/10

UNLESS OTHERWISE  
SPECIFIED:  
TOLERANCES:  
.XXX ± 0.010  
.XX ± 0.010  
.X ± 0.030  
ANG. ± 1/2"  
REMOVE ALL BURRS AND  
SHARP EDGES .015 MAX

TITLE 6 FUNC. BIROT. PUMP ASSEMBLY			USED ON: FOREST RIVER		
SIZE A	SCALE 1: 1	MATERIAL AS	NOTED		
DRW BY: SJ	DATE: 2/17/09	PART NAME: PUMP & MAN 6 FUNC BIROT MAN PS-FR			
APP'D BY —	DATE: —	PAGE: 2 OF 3	DWG NO.: P7604	REV: A	



*Equalizer*

55169 COUNTY ROAD 3  
ELKHART, IN 46515

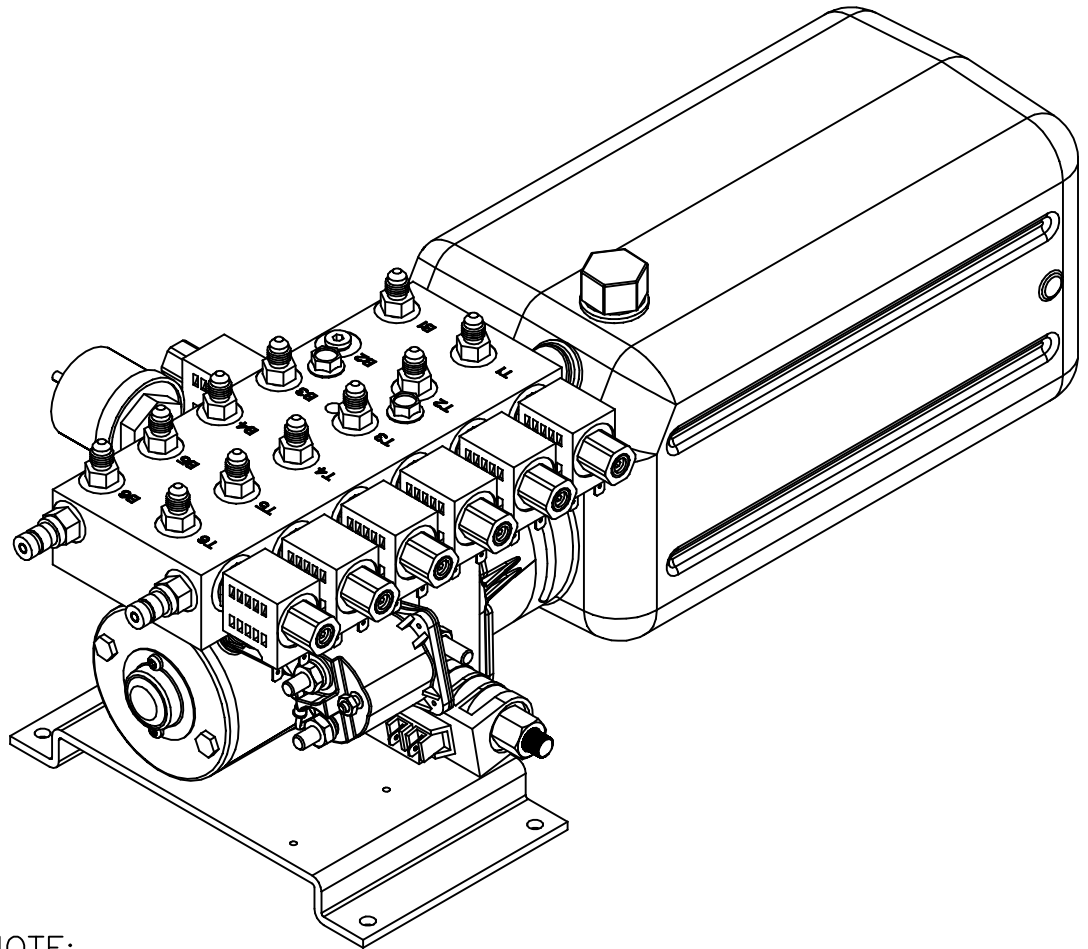
NOTICE - This drawing, including principles of design, is the property of Days Corporation, Elkhart, Indiana, with the agreement that it is not to be reproduced, copied, or loaned in any manner that may constitute a detriment directly or indirectly to Days Corporation. Acceptance of this will be construed as an agreement of the above.

#	REVISIONS	BY:	DATE:
A	Changed to compact manifold	SJ	8/11/10

UNLESS OTHERWISE SPECIFIED:		TITLE		USED ON:	
TOLERANCES:		6 FUNC. BIROT. PUMP ASSEMBLY		FOREST RIVER	
.XXX ± 0.010		SIZE	SCALE	MATERIAL	
.XX ± 0.010		A	1: 1		
.X ± 0.030		DRW BY:	DATE:	NOTED	
ANG. ± 1/2"		SJ	2/17/09		
REMOVE ALL BURRS AND SHARP EDGES .015 MAX		APP'D BY	DATE:	PART NAME:	
		—	—	PUMP & MAN 6 FUNC BIROT MAN PS-FR	
		PAGE:		DWG NO.:	REV:
		3 OF 3		P7604	A

## PARTS LIST

PART#	DESCRIPTION	QUAN
1122	FITTING-#4 OR MALE X #4 JIC	11
1187	SCREW-3/8-16 X 1 1/4 CUP PT SSS	2
1278	NUT-3/8 FLANGE	2
1395	PLATE-PUMP MOUNT-CQ	1
1735	FITTING-DF04-1/4 DIAG. TIP	2
2042	NUT-5/16-18 HEX ZINC	1
2047	SWITCH-PRESSURE SWITCH 1200 PSI	1
2128	PLUG-#4 SOCKET HEAD O-RING	3
2742	MANIFOLD-BIROT 6 FUNC. COMPACT	1
2747	SCREW-5/16-18 X 2 1/4 FLANGE	2
3073	VALVE-DELTROL	7
3074	COIL-DELTROL	7
3218	PUMP-MTE 3.7 UNI G-7	1
6572	HARNESS, 10" POWER AND GROUND FEED	1
6650	HARNESS, 6 FUNC PUMP GROUND LEAD	1
6781	HARNESS, PUMP 6 FUNCTION 9 PIN	1
1444	SOLENOID-HD PLTD	1
1717	VALVE-DIRECTIONAL VALVE #8 MANUAL OVERRIDE	1
1746	COIL-#8 10V	1
2007	CAP-MTE BREATHER	1
2307K	RESERVOIR KIT-MTE 8QT.-2017,2542,1551	1
2427	MOTOR-MTE 3.7	1

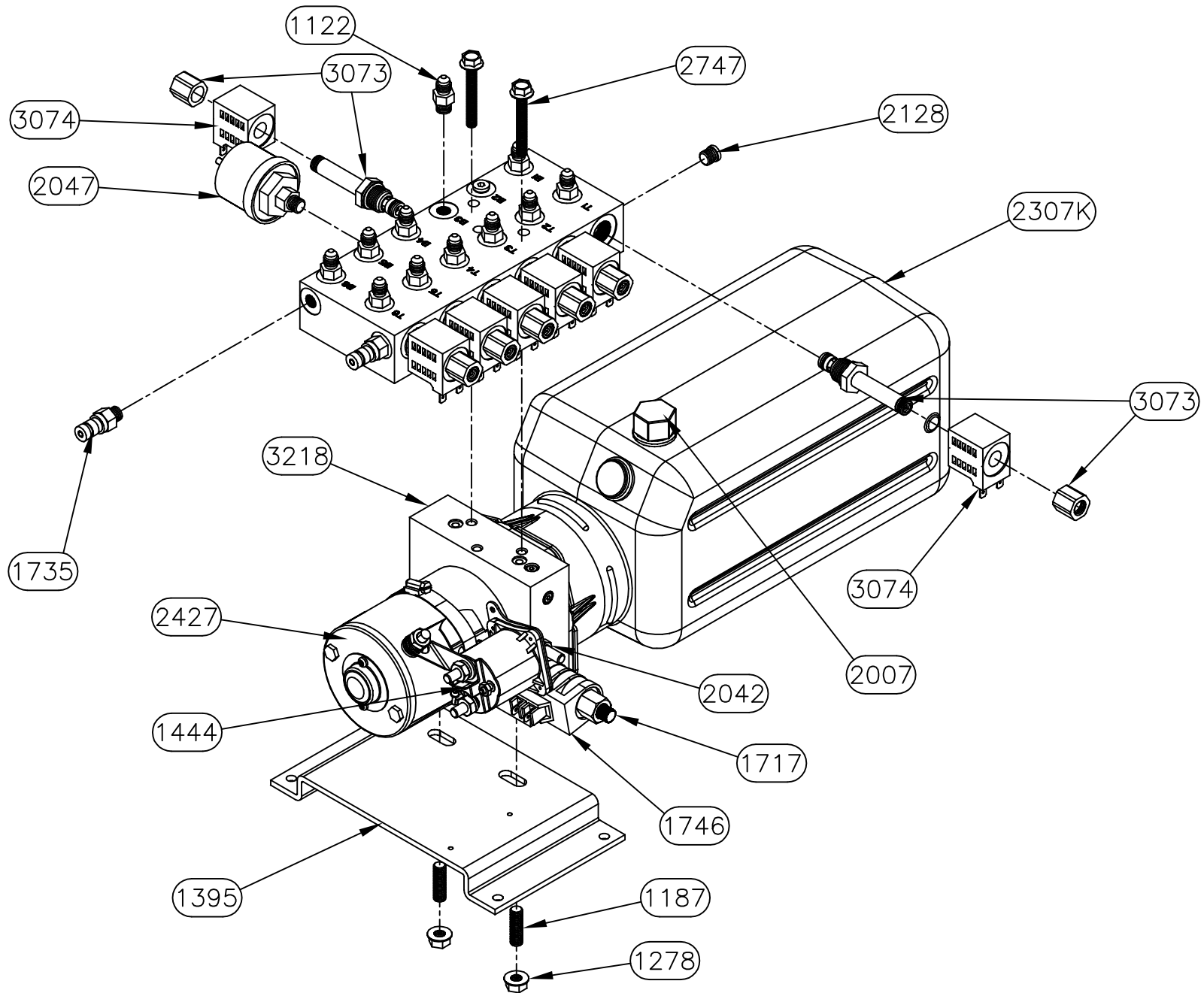


## NOTE:

PARTS 1444, 1717, 1746, 2007, 2307K, & 2427 ARE INCLUDED IN PART 3218 AS AN ASSEMBLY. PARTS 6572, 6650, & 6781 ARE NOT SHOWN.

**Warranty authorization must come directly from Equalizer Systems. (800) 846-9659.**

<b>Equalizer</b> 55169 COUNTY ROAD 3 ELKHART, IN 46515  NOTICE - This drawing, including principles of design, is the property of Days Corporation, Elkhart, Indiana, with the agreement that it is not to be reproduced, copied, or loaned in any manner that may constitute a detriment directly or indirectly to Days Corporation. Acceptance of this will be construed as an agreement of the above.	#	REVISIONS	BY:	DATE:	UNLESS OTHERWISE SPECIFIED: TOLERANCES: .XXX ± 0.010 .XX ± 0.010 .X ± 0.030 ANG. ± 1/2" REMOVE ALL BURRS AND SHARP EDGES .015 MAX	TITLE 6 FUNC. PUMP ASSEMBLY	USED ON: FOREST RIVER
					SIZE SCALE MATERIAL A 1: 1 AS	NOTED	
					DRW BY: DATE: SJ 3/12/15	PART NAME: PUMP & MAN 6 FUNC UNI MAN PS-FR	
					APP'D BY DATE: - -	PAGE: 1 OF 3	DWG NO.: P7604A
						REV: -	



*Equalizer*

55169 COUNTY ROAD 3  
ELKHART, IN 46515

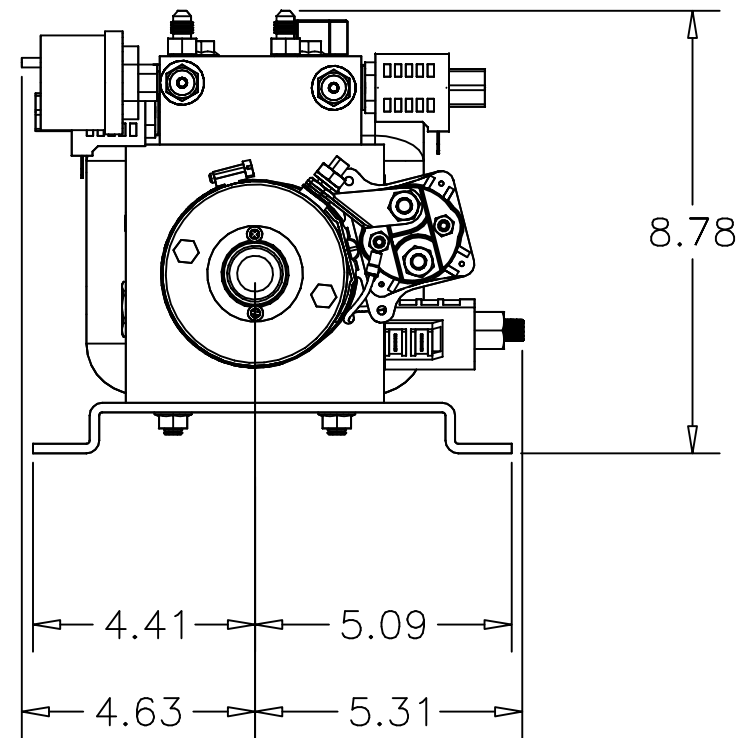
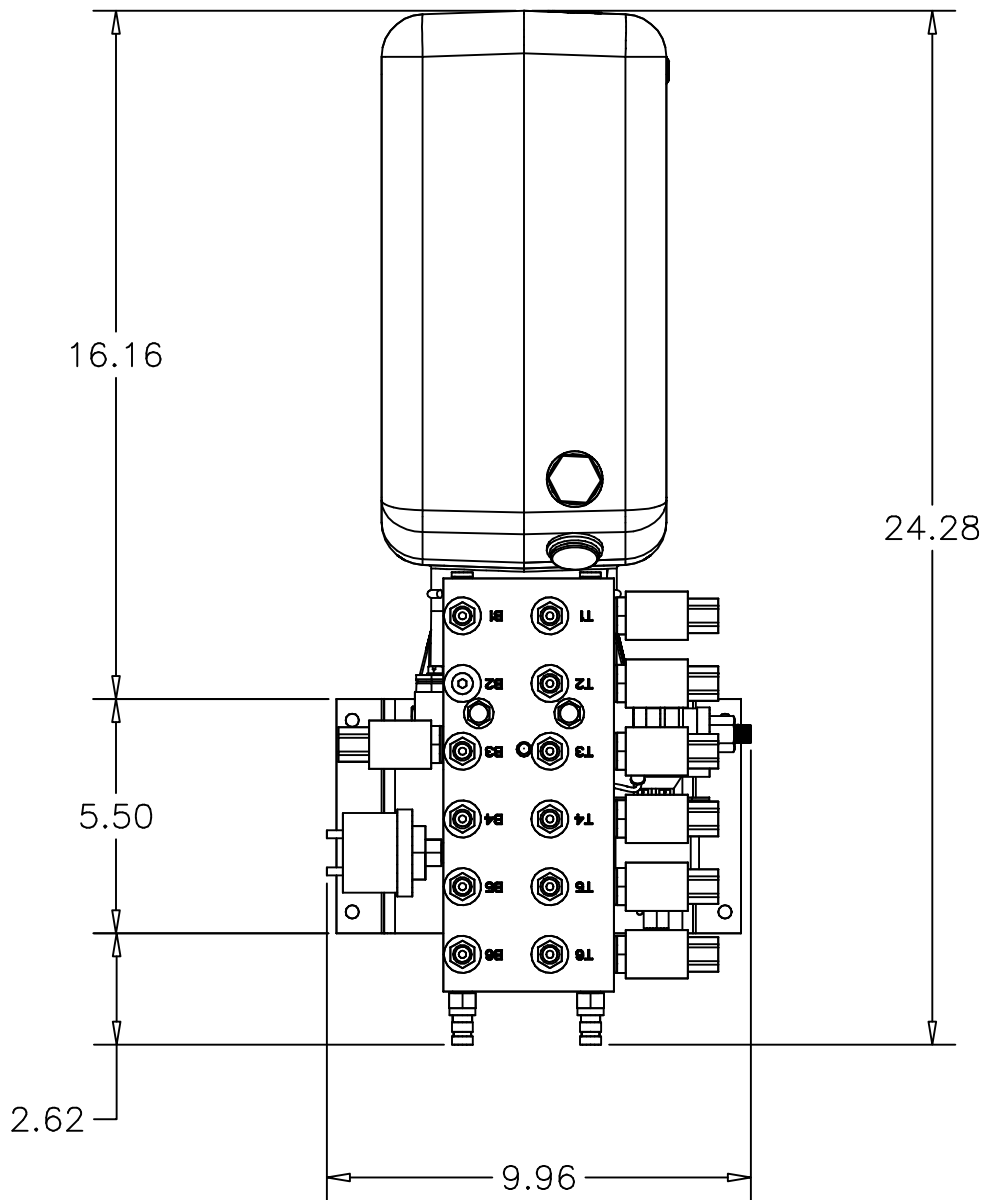
NOTICE - This drawing, including principles of design, is the property of Days Corporation, Elkhart, Indiana, with the agreement that it is not to be reproduced, copied, or loaned in any manner that may constitute a detriment directly or indirectly to Days Corporation. Acceptance of this will be construed as an agreement of the above.

#	REVISIONS	BY:	DATE:

UNLESS OTHERWISE  
SPECIFIED:  
TOLERANCES:  
.XXX ± 0.010  
.XX ± 0.010  
.X ± 0.030  
ANG. ± 1/2"  
REMOVE ALL BURRS AND  
SHARP EDGES .015 MAX

TITLE			USED ON:		
6 FUNC. PUMP ASSEMBLY			FOREST RIVER		
SIZE	SCALE	MATERIAL			
A	1: 1	AS NOTED			
DRW BY:	DATE:	PART NAME:			
SJ	3/12/15	PUMP & MAN 6 FUNC UNI MAN PS-FR			
APP'D BY	DATE:	PAGE:	DWG NO.:	REV:	
—	—	2 OF 3	P7604A	—	





*Equalizer*

55169 COUNTY ROAD 3  
ELKHART, IN 46515

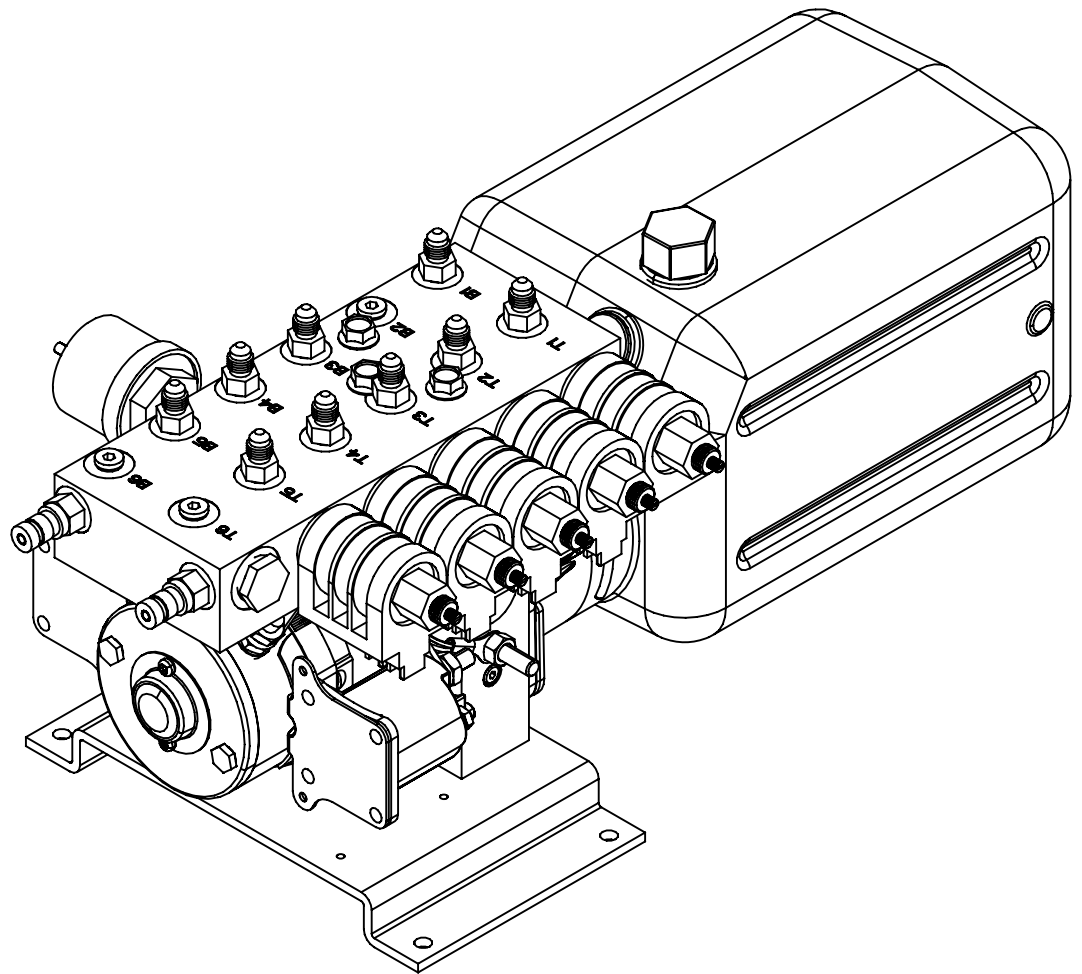
NOTICE - This drawing, including principles of design, is the property of Days Corporation, Elkhart, Indiana, with the agreement that it is not to be reproduced, copied, or loaned in any manner that may constitute a detriment directly or indirectly to Days Corporation. Acceptance of this will be construed as an agreement of the above.

#	REVISIONS	BY:	DATE:

UNLESS OTHERWISE SPECIFIED:		TITLE		USED ON:	
TOLERANCES:		6 FUNC. PUMP ASSEMBLY		FOREST RIVER	
.XXX ± 0.010		SIZE	SCALE	MATERIAL	
.XX ± 0.010		A	1: 1		
.X ± 0.030		DRW BY:	DATE:	NOTED	
ANG. ± 1/2"		SJ	3/12/15		
REMOVE ALL BURRS AND SHARP EDGES .015 MAX		APP'D BY	DATE:	PART NAME:	
		—	—	PUMP & MAN 6 FUNC UNI MAN PS-FR	
		PAGE:		DWG NO.:	REV:
		3 OF 3		P7604A	—

# PARTS LIST

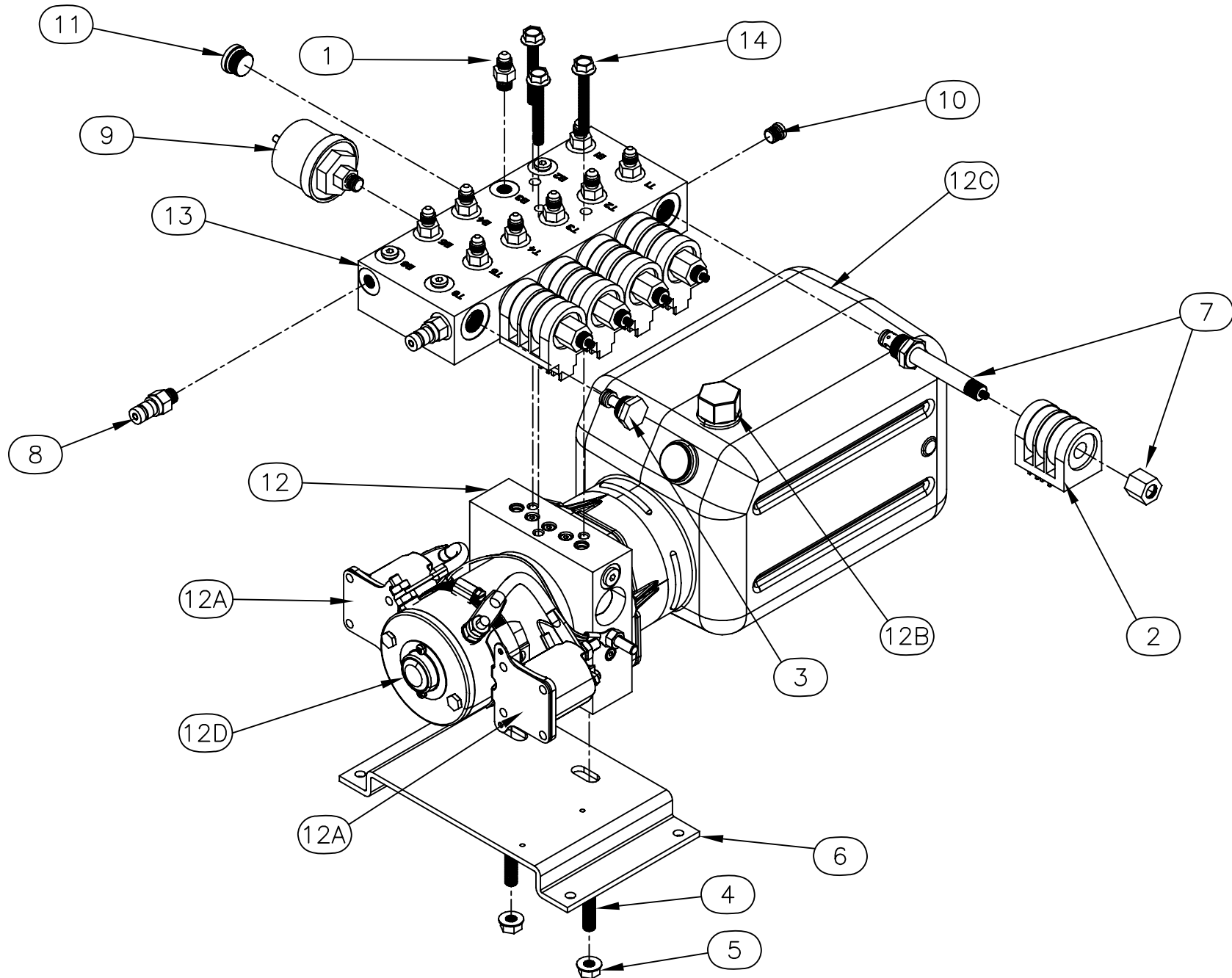
ITEM	PART#	DESCRIPTION	QUAN
1	1122	FITTING-#4 OR MALE X #4 JIC	9
2	1130	COIL-DDS12	5
3	1137	PLUG-CAVITY	1
4	1187	SCREW-3/8-16 X 1 1/4 CUP PT SSS	2
5	1278	NUT-3/8 FLANGE	2
6	1395	PLATE-PUMP MOUNT-CQ	1
7	1716	VALVE-CARTRIDGE M/O	5
8	1735	FITTING-DF04-1/4 DIAG. TIP	2
9	2047	SWITCH-PRESSURE SWITCH 1200 PSI	1
10	2128	PLUG-#4 SOCKET HEAD O-RING	5
11	2417	PLUG-SOCKET HEAD #8 O-RING	1
12	2532	PUMP-BIROTATE MTE 6 QT.	1
12A	1444	SOLENOID-HD PLTD	2
12B	2007	CAP-MTE BREATHER	1
12C	2428	RESERVOIR-MTE 6QT.-2015	1
12D	2605	MOTOR-MTE BIROT	1
13	2742	MANIFOLD-BIROT 6 FUNC. COMPACT	1
14	2747	SCREW-5/16-18 X 2 1/4 FLANGE	3
15	6572	HARNESS, 10" POWER AND GROUND FEED	1
16	6649BR	HARNESS, 5 FUNC PUMP GROUND LEAD BIROT	1
17	6781BR	HARNESS, PUMP 6 FUNCTION GS	1
18			
19			
20			
21			
22			
23			
24			



NOTE:  
PARTS 12A-12D ARE INCLUDED  
IN PART 12 AS AN ASSEMBLY  
PARTS 15, 16, & 17 ARE NOT  
SHOWN

**Warranty authorization must come directly  
from Equalizer Systems. (800) 846-9659.**

<b>Equalizer</b> 55169 COUNTY ROAD 3 ELKHART, IN 46515  NOTICE - This drawing, including principles of design, is the property of Days Corporation, Elkhart, Indiana, with the agreement that it is not to be reproduced, copied, or loaned in any manner that may constitute a detriment directly or indirectly to Days Corporation. Acceptance of this will be construed as an agreement of the above.	#	REVISIONS	BY:	DATE:	UNLESS OTHERWISE SPECIFIED:	TITLE	USED ON:
	A	Changed to compact manifold	SJ	8/11/10	TOLERANCES: .XXX ± 0.010 .XX ± 0.010 .X ± 0.030 ANG. ± 1/2"	5 FUNC. BIROT. PUMP ASSEMBLY	FOREST RIVER
					REMOVE ALL BURRS AND SHARP EDGES .015 MAX	SIZE SCALE MATERIAL A 1: 1 AS	NOTED
						DRW BY: DATE: SJ 2/17/09	PART NAME: PUMP & MAN 5 FUNC BIROT MAN PS-FR
						APP'D BY: DATE: - -	PAGE: DWG NO.: REV: 1 OF 3 P7611 A



*Equalizer*

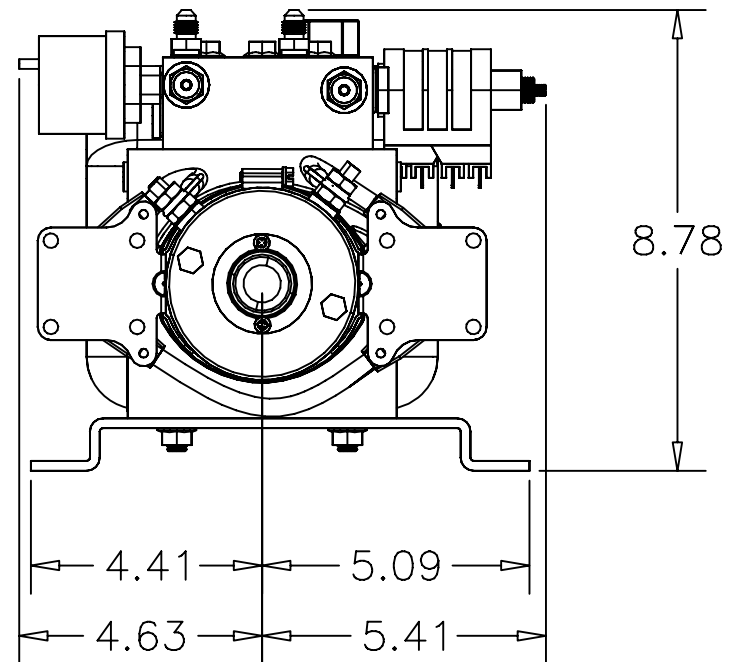
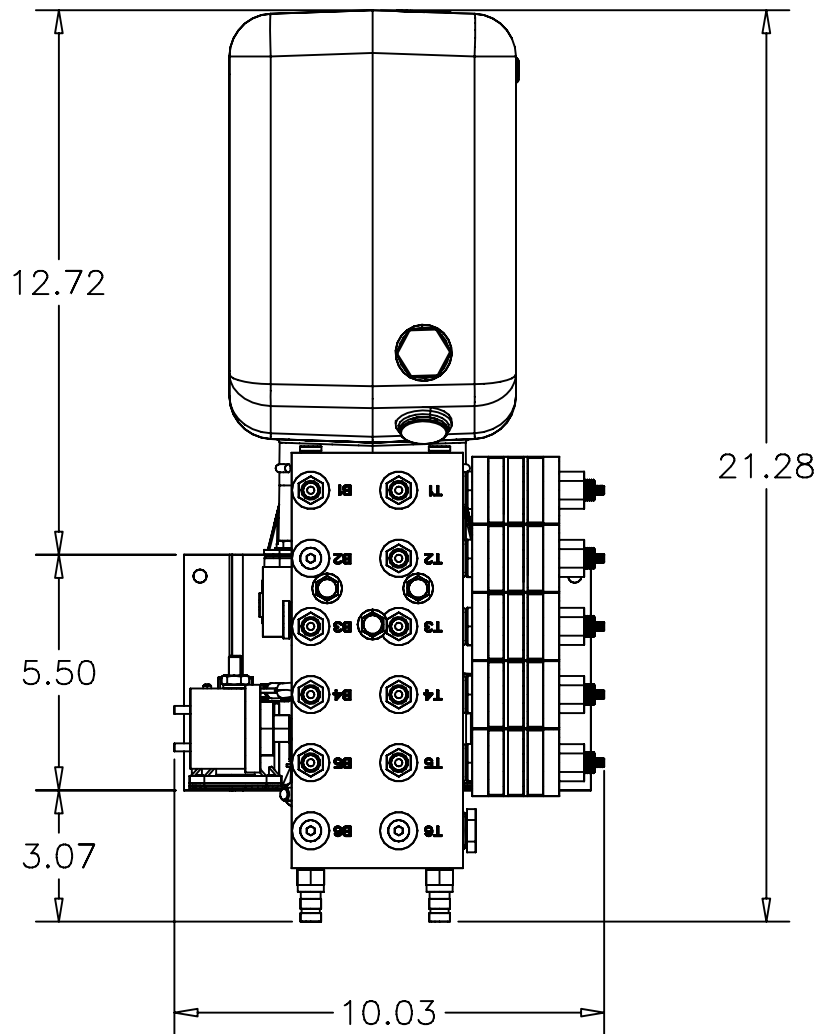
55169 COUNTY ROAD 3  
ELKHART, IN 46515

NOTICE - This drawing, including principles of design, is the property of Days Corporation, Elkhart, Indiana, with the agreement that it is not to be reproduced, copied, or loaned in any manner that may constitute a detriment directly or indirectly to Days Corporation. Acceptance of this will be construed as an agreement of the above.

#	REVISIONS	BY:	DATE:
A	Changed to compact manifold	SJ	8/11/10

UNLESS OTHERWISE  
SPECIFIED:  
TOLERANCES:  
.XXX ± 0.010  
.XX ± 0.010  
.X ± 0.030  
ANG. ± 1/2"  
REMOVE ALL BURRS AND  
SHARP EDGES .015 MAX

TITLE			USED ON:		
5 FUNC. BIROT. PUMP ASSEMBLY			FOREST RIVER		
SIZE	SCALE	MATERIAL	NOTED		
A	1: 1	AS			
DRW BY:	DATE:	PART NAME:			
SJ	2/17/09	PUMP & MAN 5 FUNC BIROT MAN PS-FR			
APP'D BY	DATE:	PAGE:	DWG NO.:	REV:	
-	-	2 OF 3	P7611	A	



*Equalizer*

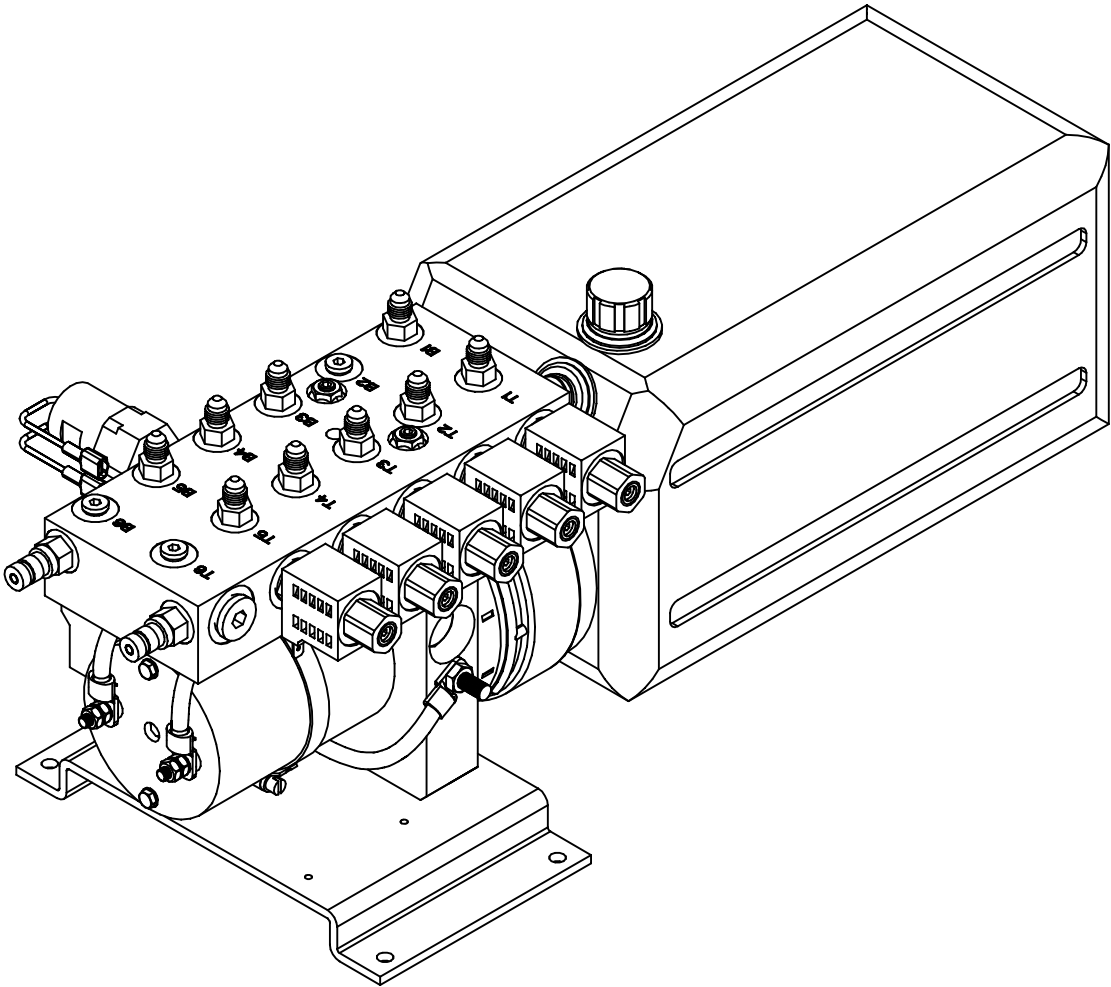
55169 COUNTY ROAD 3  
ELKHART, IN 46515

#	REVISIONS	BY:	DATE:
A	Changed to compact manifold	SJ	8/11/10

NOTICE - This drawing, including principles of design, is the property of Days Corporation, Elkhart, Indiana, with the agreement that it is not to be reproduced, copied, or loaned in any manner that may constitute a detriment directly or indirectly to Days Corporation. Acceptance of this will be construed as an agreement of the above.

UNLESS OTHERWISE SPECIFIED: TOLERANCES: .XXX ± 0.010 .XX ± 0.010 .X ± 0.030 ANG. ± 1/2"		TITLE 5 FUNC. BIROT. PUMP ASSEMBLY		USED ON: FOREST RIVER	
DRW BY: SJ	DATE: 2/17/09	SIZE A	SCALE 1:1	MATERIAL AS	NOTED
APP'D BY -	DATE: -	PART NAME: PUMP & MAN 5 FUNC BIROT MAN PS-FR		PAGE: 3 OF 3	DWG NO.: P7611
REMOVE ALL BURRS AND SHARP EDGES .015 MAX				REV: A	

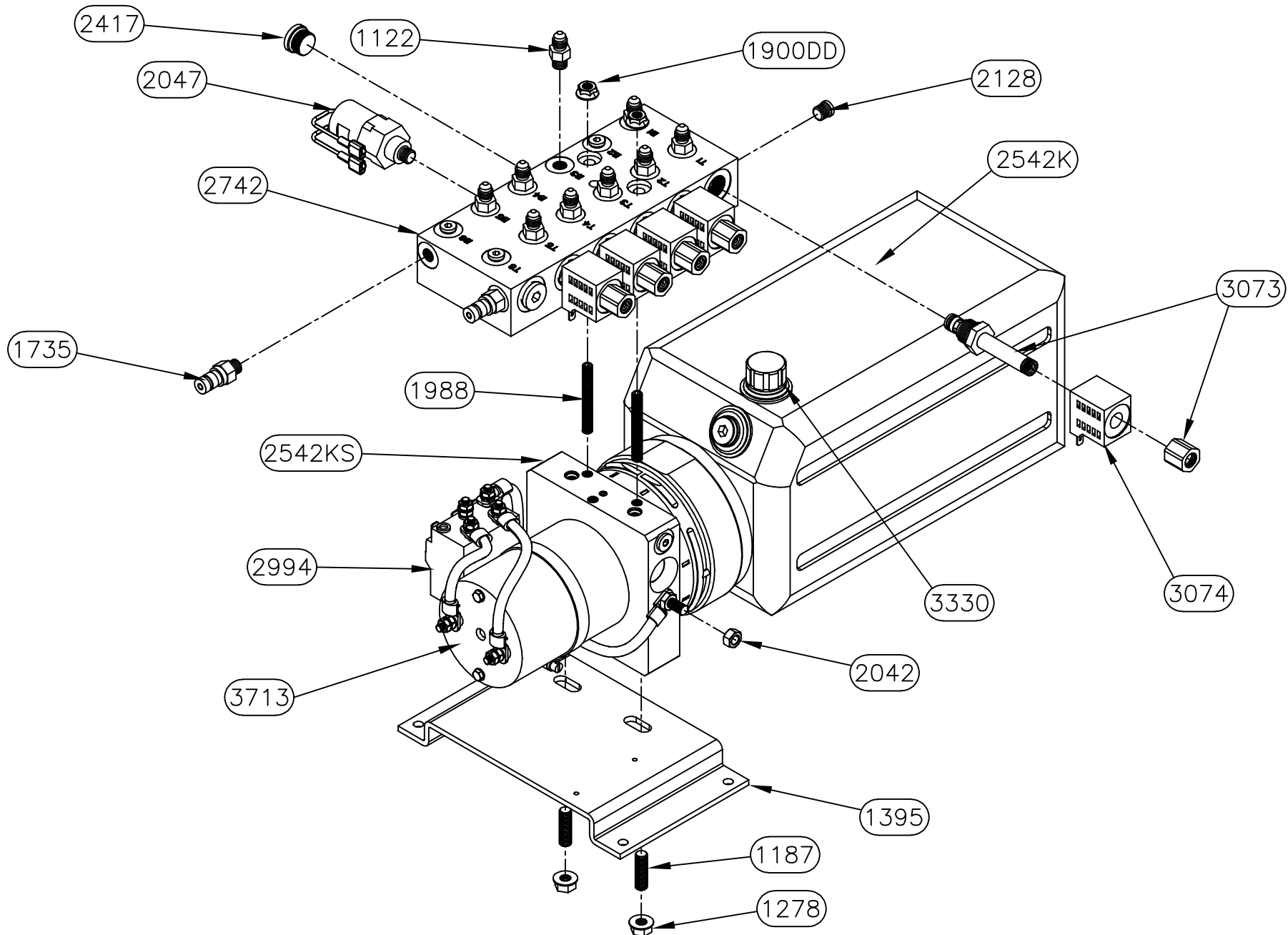
PARTS LIST		
PART#	DESCRIPTION	QUAN
1122	FITTING-#4 OR MALE X #4 JIC	9
1187	SCREW-3/8-16 X 1 1/4 CUP PT SSS	2
1278	NUT-3/8 FLANGE	2
1395	PLATE-PUMP MOUNT-CQ	1
1735	FITTING-DF04-1/4 DIAG. TIP	2
1900DD	NUT-5/16"-18 FLANGE LK REG 2	2
1988	SCREW-5/16-18 X 2 1/2 SSS CUP POINT	2
2042	NUT-5/16-18 HEX ZINC	1
2047	SWITCH-PRESSURE SWITCH 1200 PSI	1
2128	PLUG-#4 SOCKET HEAD O-RING	5
2417	PLUG-SOCKET HEAD #8 O-RING	2
2542KS	PUMP-BIROTATE 8 QT.-KS	1
2742	MANIFOLD-BIROT 6 FUNC. COMPACT	1
3073	VALVE-DELTROL	5
3074	COIL-DELTROL	5
6572C	HARNESS, 10" POWER AND GND FEED-CONT.	1
6650BR	HARNESS, 6 FUNC PUMP GROUND LEAD BIROT	1
6781BR	HARNESS, PUMP 6 FUNCTION GS	1
2542K	RESERVOIR KIT-2542KS	1
2994	CONTACTOR-REVERSING	1
3330	CAP-FILL-3195KS-3200KS-3201KS	1
3713	MOTOR-2542KS	1



NOTE:  
 PARTS 2542K, 2994, 3330, & 3713 ARE INCLUDED IN PART 2542KS AS AN ASSEMBLY  
 PARTS 6572C, 6650BR, & 6781BR ARE NOT SHOWN

**Warranty authorization must come directly from Equalizer Systems. (800) 846-9659.**

<div> <div>Equalizer</div> <div>55169 COUNTY ROAD 3 ELKHART, IN 46515</div> </div> <div>           NOTICE - This drawing, including principles of design, is the property of Days Corporation, Elkhart, Indiana, with the agreement that it is not to be reproduced, copied, or loaned in any manner that may constitute a detriment directly or indirectly to Days Corporation. Acceptance of this will be construed as an agreement of the above.         </div>	#	REVISIONS	BY:	DATE:	UNLESS OTHERWISE SPECIFIED: TOLERANCES: .XXX ± 0.010 .XX ± 0.010 .X ± 0.030 ANG. ± 1/2"	TITLE 5 FUNC. BIROT. PUMP ASSEMBLY	USED ON: FOREST RIVER
					REMOVE ALL BURRS AND SHARP EDGES .015 MAX	SIZE SCALE MATERIAL A 1:1 AS	NOTED
						DRW BY: SJ	DATE: 10/31/18
						APP'D BY: -	DATE: -
							PART NAME: PUMP & MAN 5 FUNC BIROT MOS 8 QT-FR
							PAGE: 1 OF 3
							DWG NO.: P7611KS
							REV: -



*Equalizer*

55169 COUNTY ROAD 3  
ELKHART, IN 46515

NOTICE - This drawing, including principles of design, is the property of Days Corporation, Elkhart, Indiana, with the agreement that it is not to be reproduced, copied, or loaned in any manner that may constitute a detriment directly or indirectly to Days Corporation. Acceptance of this will be construed as an agreement of the above.

#	REVISIONS	BY:	DATE:

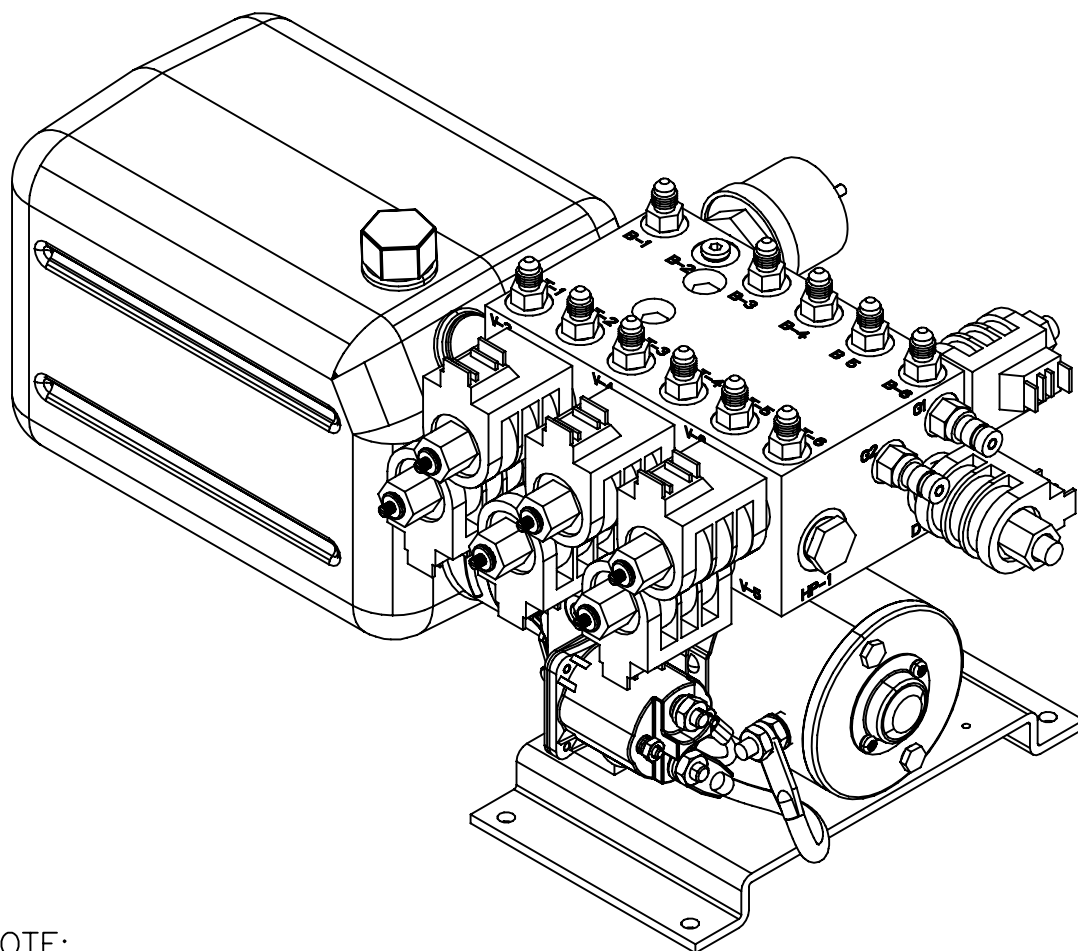
UNLESS OTHERWISE  
SPECIFIED:  
TOLERANCES:  
.XXX ± 0.010  
.XX ± 0.010  
.X ± 0.030  
ANG. ± 1/2"  
REMOVE ALL BURRS AND  
SHARP EDGES .015 MAX

TITLE 5 FUNC. BIROT. PUMP ASSEMBLY			USED ON: FOREST RIVER		
SIZE A	SCALE 1:1	MATERIAL AS	NOTED		
DRW BY: SJ	DATE: 10/31/18	PART NAME: PUMP & MAN 5 FUNC BIROT MOS 8 QT-FR			
APP'D BY —	DATE: —	PAGE: 2 OF 3	DWG NO.: P7611KS	REV: —	



## PARTS LIST

ITEM	PART#	DESCRIPTION	QUAN
1	1122	FITTING-#4 OR MALE X #4 JIC	11
2	1130	COIL-DDS12	6
3	1187	SCREW-3/8-16 X 1 1/4 CUP PT SSS	2
4	1278	NUT-3/8 FLANGE	2
5	1395	PLATE-PUMP MOUNT CQ	1
6	1440	BOLT-1/4-20 X 3 HCS #8	2
7	1714	MANIFOLD-6 FUNCTION	1
8	1713	PLUG-HP CAVITY	1
9	1716	VALVE-CARTRIDGE M/O	6
10	1717	VALVE-DIRECTIONAL VALVE #6 MANUAL OVERRIDE	1
11	1735	FITTING-DF04-1/4 DIAG. TIP	2
12	1745	VALVE-#8 2 WAY M/O	1
13	1746	COIL-#6 10V	2
14	1898DD	WASHER-1/4 LOCK	2
15	1938DD	WASHER-1/4 FLAT	2
16	2015	PUMP-MTE 3.7	1
16A	1444	SOLENOID-HD PLTD	1
16B	2007	CAP-MTE BREATHER	1
16C	2427	MOTOR-MTE 3.7	1
16D	2428	RESERVOIR-MTE 6QT.-2015	1
17	2047	SWITCH-PRESSURE SWITCH 1200 PSI	1
18	2128	PLUG-#4 SOCKET HEAD O-RING	4
19	6572	HARNESS, 10" POWER AND GROUND FEED	1
20	6650	HARNESS, 6 FUNC PUMP GROUND LEAD	1
21	6781	HARNESS, PUMP 6 FUNCTION 9 PIN	1
22			
23			

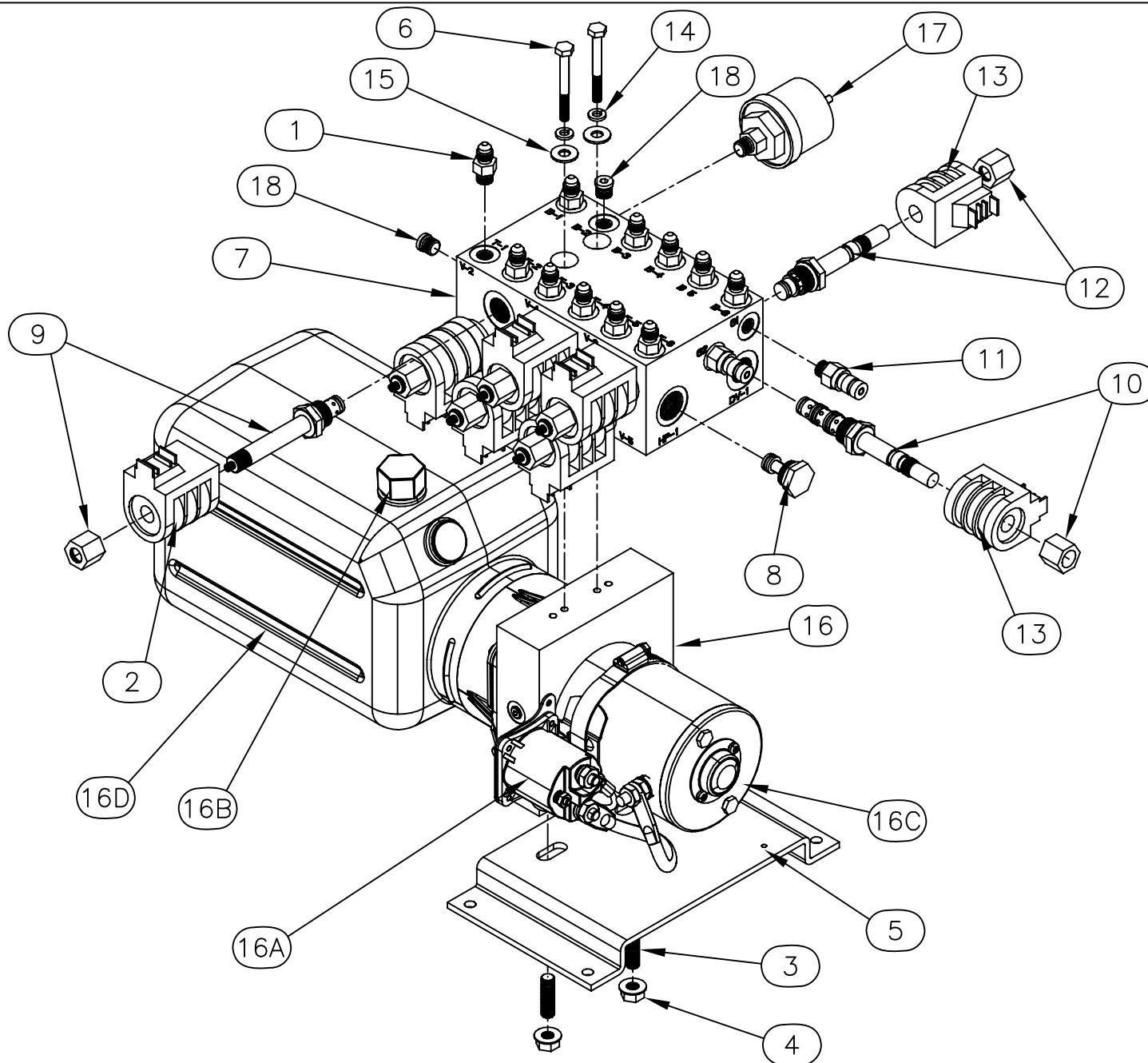


NOTE:  
PARTS 16A-16D ARE INCLUDED  
IN PART 16 AS AN ASSEMBLY  
PARTS 19, 20, & 21 ARE NOT  
SHOWN

**Warranty authorization must come directly  
from Equalizer Systems. (800) 846-9659.**

<b>Equalizer</b> 55169 COUNTY ROAD 3 ELKHART, IN 46515  NOTICE - This drawing, including principles of design, is the property of Days Corporation, Elkhart, Indiana, with the agreement that it is not to be reproduced, copied, or loaned in any manner that may constitute a detriment directly or indirectly to Days Corporation. Acceptance of this will be construed as an agreement of the above.	#	REVISIONS	BY:	DATE:	UNLESS OTHERWISE SPECIFIED: TOLERANCES: .XXX ± 0.010 .XX ± 0.010 .X ± 0.030 ANG. ± 1/2" REMOVE ALL BURRS AND SHARP EDGES .015 MAX	TITLE 6 FUNCTION PUMP ASSEMBLY	USED ON: FOREST RIVER
					SIZE SCALE MATERIAL A 1: 1 AS	NOTED	
					DRW BY: SJ	DATE: 8/9/10	PART NAME: PUMP & MANI 6 FUNC MOS
					APP'D BY: -	DATE: -	PAGE: 1 OF 3
							DWG NO.: P7666
							REV: -





*Equalizer*

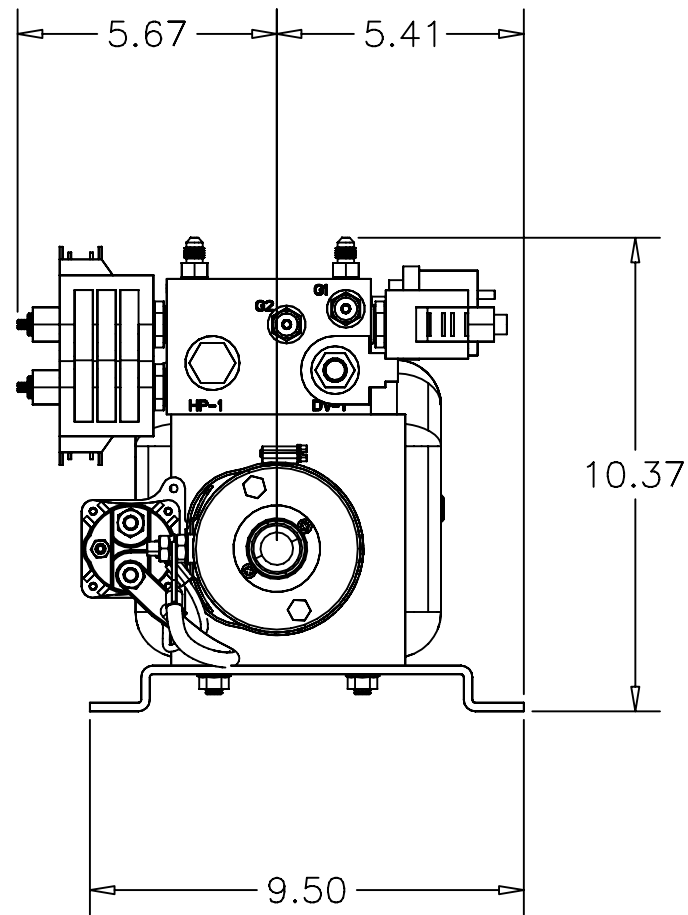
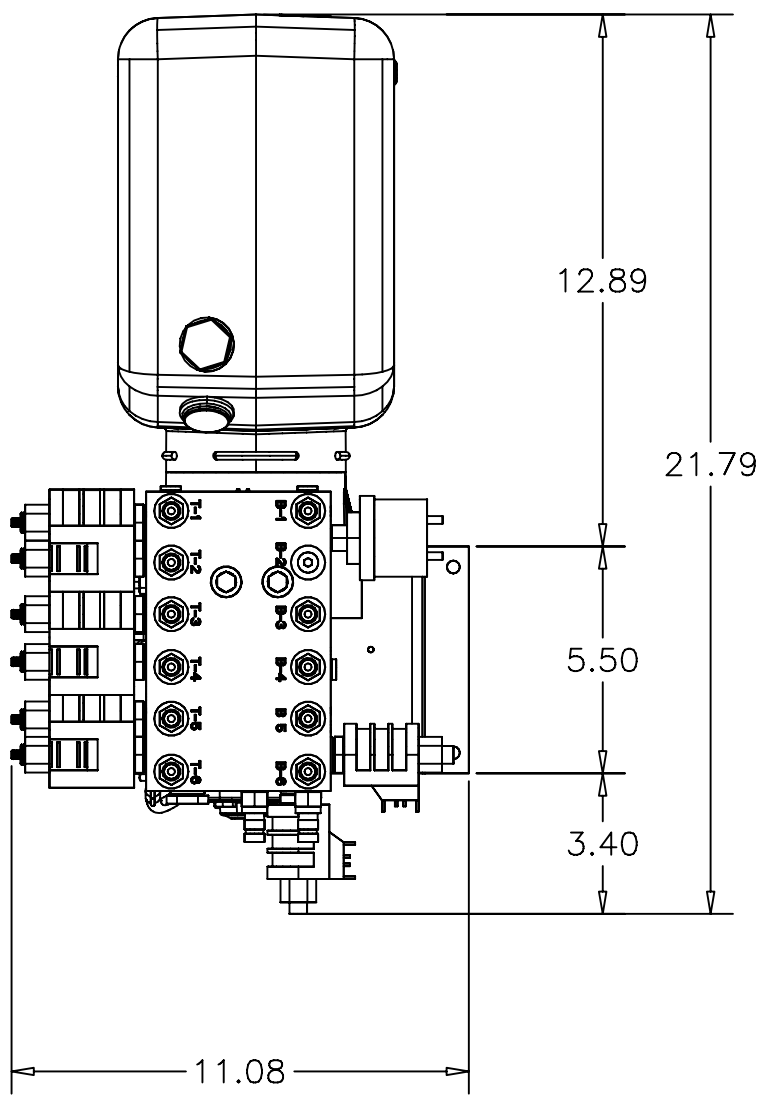
55169 COUNTY ROAD 3  
ELKHART, IN 46515

NOTICE - This drawing, including principles of design, is the property of Days Corporation, Elkhart, Indiana, with the agreement that it is not to be reproduced, copied, or loaned in any manner that may constitute a detriment directly or indirectly to Days Corporation. Acceptance of this will be construed as an agreement of the above.

#	REVISIONS	BY:	DATE:

UNLESS OTHERWISE  
SPECIFIED:  
TOLERANCES:  
.XXX ± 0.010  
.XX ± 0.010  
.X ± 0.030  
ANG. ± 1/2"  
REMOVE ALL BURRS AND  
SHARP EDGES .015 MAX

TITLE			USED ON:	
6 FUNCTION PUMP ASSEMBLY			FOREST RIVER	
SIZE	SCALE	MATERIAL	NOTED	
A	1: 1	AS		
DRW BY:	DATE:	PART NAME:		
SJ	8/9/10	PUMP & MANI 6 FUNC MOS		
APP'D BY	DATE:	PAGE:	DWG NO.:	REV:
—	—	2 OF 3	P7666	—



*Equalizer*

55169 COUNTY ROAD 3  
ELKHART, IN 46515

NOTICE - This drawing, including principles of design, is the property of Days Corporation, Elkhart, Indiana, with the agreement that it is not to be reproduced, copied, or loaned in any manner that may constitute a detriment directly or indirectly to Days Corporation. Acceptance of this will be construed as an agreement of the above.

#	REVISIONS

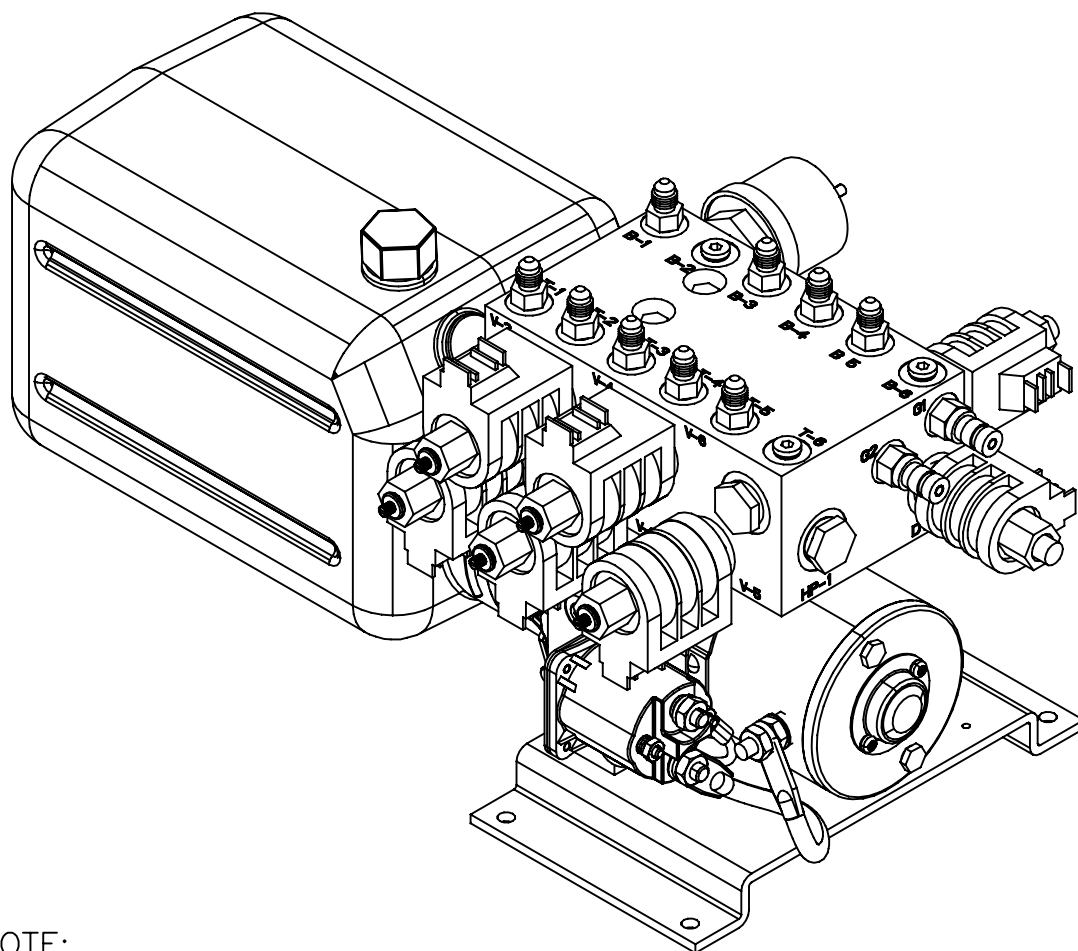
BY:	DATE:

UNLESS OTHERWISE SPECIFIED:  
TOLERANCES:  
.XXX ± 0.010  
.XX ± 0.010  
.X ± 0.030  
ANG. ± 1/2"  
REMOVE ALL BURRS AND SHARP EDGES .015 MAX

TITLE			USED ON:		
6 FUNCTION PUMP ASSEMBLY			FOREST RIVER		
SIZE	SCALE	MATERIAL	PART NAME:		
A	1:1	AS	PUMP & MANI 6 FUNC MOS		
DRW BY:	DATE:	PAGE:	DWG NO.:	REV:	
SJ	8/9/10	3 OF 3	P7666	-	-
APP'D BY	DATE:				
-	-				

## PARTS LIST

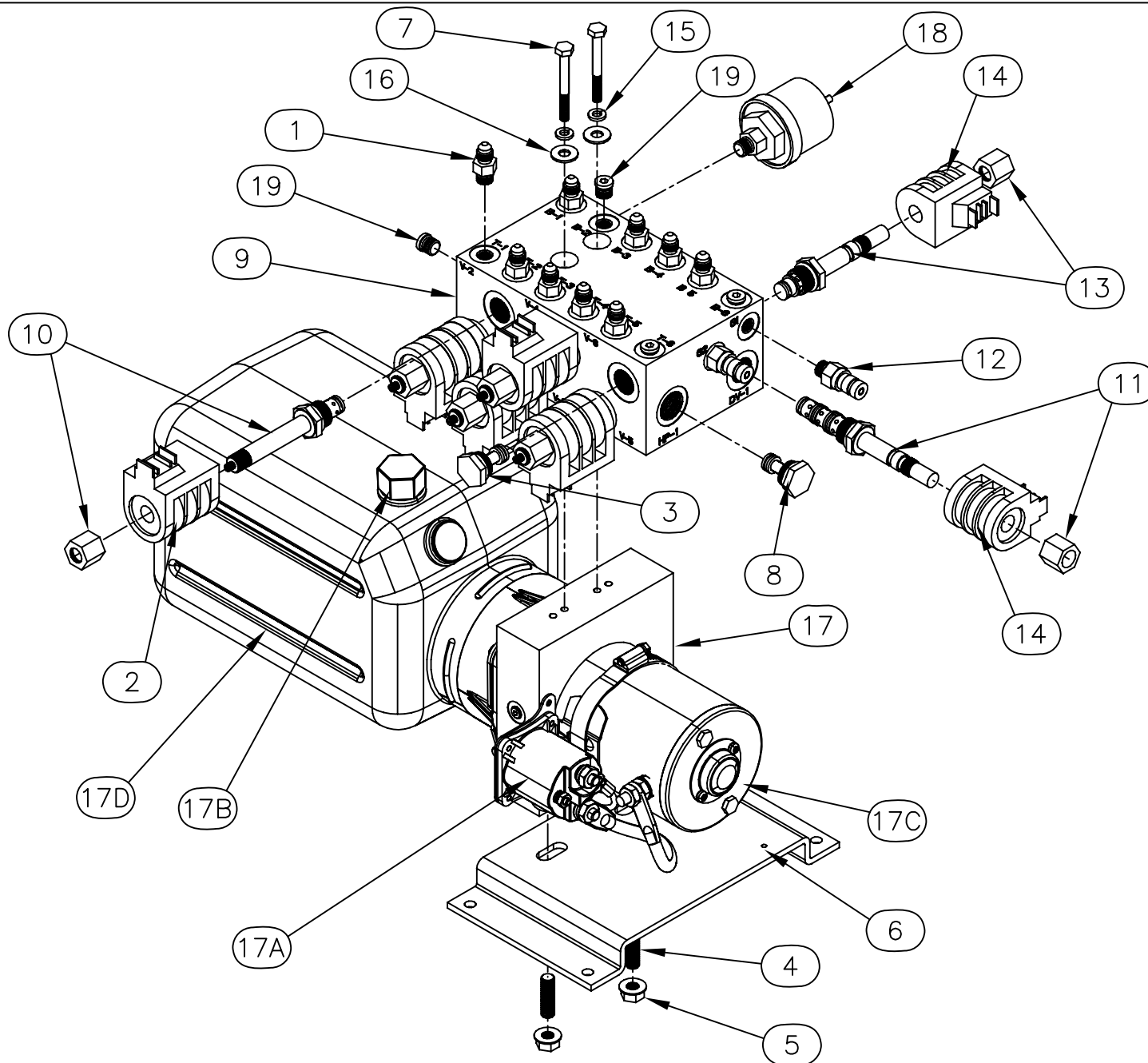
ITEM	PART#	DESCRIPTION	QUAN
1	1122	FITTING-#4 OR MALE X #4 JIC	9
2	1130	COIL-DDS12	5
3	1137	PLUG-CAVITY	1
4	1187	SCREW-3/8-16 X 1 1/4 CUP PT SSS	2
5	1278	NUT-3/8 FLANGE	2
6	1395	PLATE-PUMP MOUNT CQ	1
7	1440	BOLT-1/4-20 X 3 HCS #8	2
8	1713	PLUG-HP CAVITY	1
9	1714	MANIFOLD-6 FUNCTION	1
10	1716	VALVE-CARTRIDGE M/O	5
11	1717	VALVE-DIRECTIONAL VALVE #6 MANUAL OVERRIDE	1
12	1735	FITTING-DF04-1/4 DIAG. TIP	2
13	1745	VALVE-#8 2 WAY M/O	1
14	1746	COIL-#6 10V	2
15	1898DD	WASHER-1/4 LOCK	2
16	1938DD	WASHER-1/4 FLAT	2
17	2015	PUMP-MTE 3.7	1
17A	1444	SOLENOID-HD PLTD	1
17B	2007	CAP-MTE BREATHER	1
17C	2427	MOTOR-MTE 3.7	1
17D	2428	RESERVOIR-MTE 6QT.-2015	1
18	2047	SWITCH-PRESSURE SWITCH 1200 PSI	1
19	2128	PLUG-#4 SOCKET HEAD O-RING	6
20	6572	HARNESS, 10" POWER AND GROUND FEED	1
21	6649	HARNESS, 5 FUNC PUMP GROUND LEAD	1
22	6781	HARNESS, PUMP 6 FUNCTION 9 PIN	1
23			



NOTE:  
PARTS 17A-17D ARE INCLUDED  
IN PART 17 AS AN ASSEMBLY  
PARTS 20, 21, & 22 ARE NOT  
SHOWN

**Warranty authorization must come directly  
from Equalizer Systems. (800) 846-9659.**

<b>Equalizer</b> 55169 COUNTY ROAD 3 ELKHART, IN 46515  NOTICE - This drawing, including principles of design, is the property of Days Corporation, Elkhart, Indiana, with the agreement that it is not to be reproduced, copied, or loaned in any manner that may constitute a detriment directly or indirectly to Days Corporation. Acceptance of this will be construed as an agreement of the above.	#	REVISIONS	BY:	DATE:	UNLESS OTHERWISE SPECIFIED: TOLERANCES: .XXX ± 0.010 .XX ± 0.010 .X ± 0.030 ANG. ± 1/2" REMOVE ALL BURRS AND SHARP EDGES .015 MAX	TITLE 5 FUNCTION PUMP ASSEMBLY	USED ON: FOREST RIVER
					SIZE SCALE MATERIAL A 1: 1 AS	NOTED	
					DRW BY: DATE: SJ 8/9/10	PART NAME: PUMP & MANI 5 FUNC MOS	
					APP'D BY DATE: - -	PAGE: 1 OF 3	DWG NO.: P7667
							REV: -



*Equalizer*

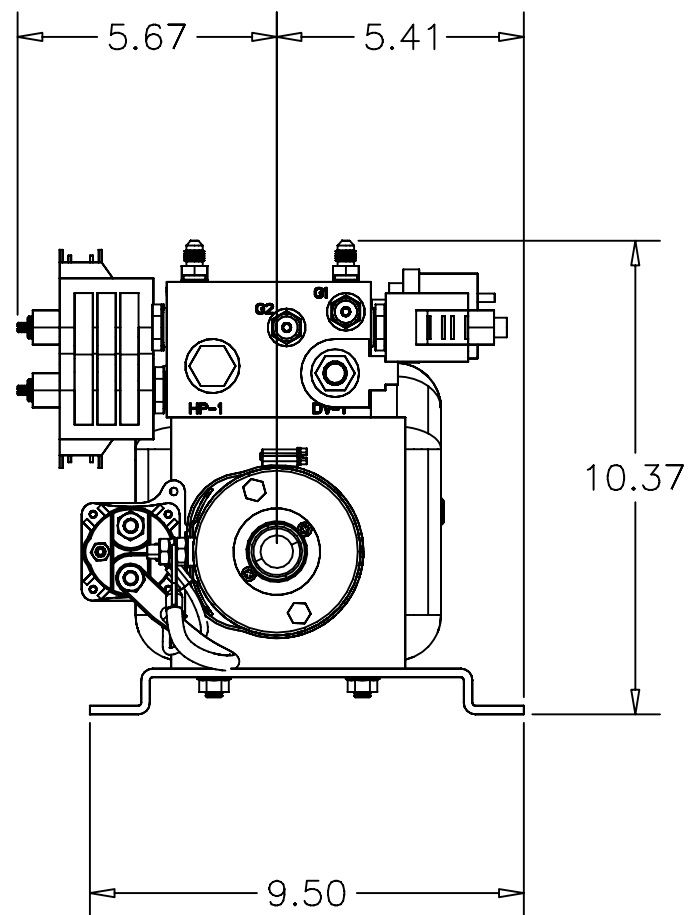
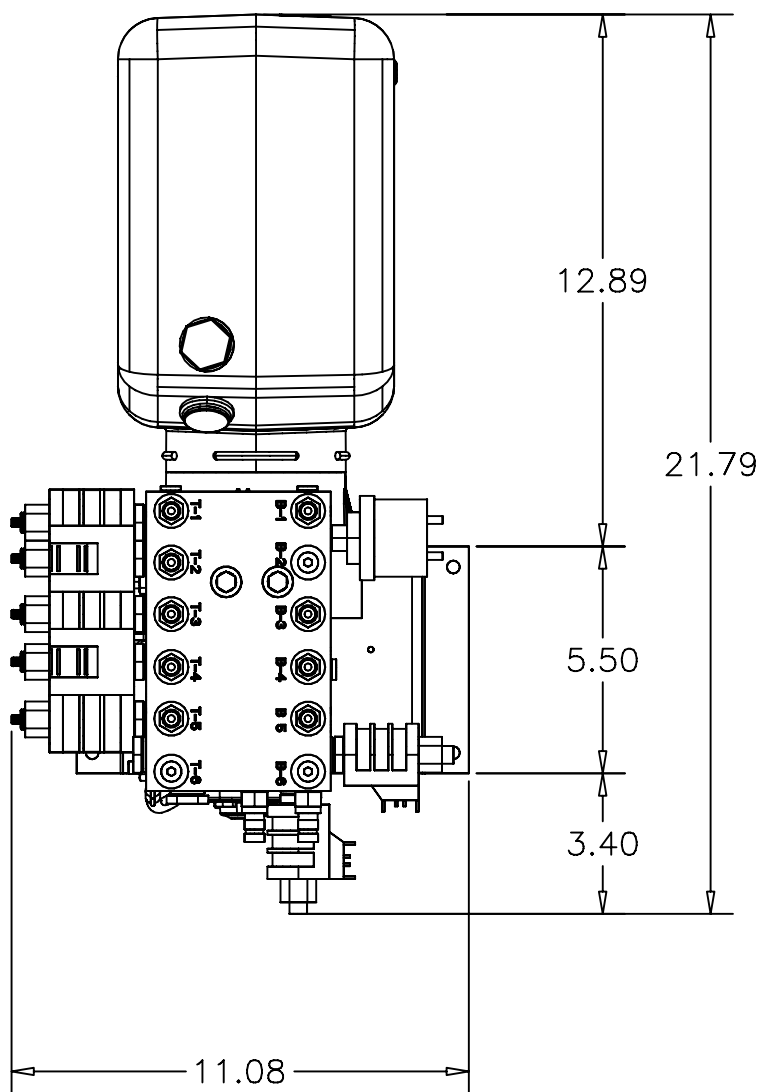
55169 COUNTY ROAD 3  
ELKHART, IN 46515

NOTICE - This drawing, including principles of design, is the property of Days Corporation, Elkhart, Indiana, with the agreement that it is not to be reproduced, copied, or loaned in any manner that may constitute a detriment directly or indirectly to Days Corporation. Acceptance of this will be construed as an agreement of the above.

#	REVISIONS	BY:	DATE:

UNLESS OTHERWISE  
SPECIFIED:  
TOLERANCES:  
.XXX ± 0.010  
.XX ± 0.010  
.X ± 0.030  
ANG. ± 1/2"  
REMOVE ALL BURRS AND  
SHARP EDGES .015 MAX

TITLE			USED ON:	
5 FUNCTION PUMP ASSEMBLY			FOREST RIVER	
SIZE	SCALE	MATERIAL	NOTED	
A	1: 1	AS		
DRW BY:	DATE:	PART NAME:		
SJ	8/9/10	PUMP & MANI 5 FUNC MOS		
APP'D BY	DATE:	PAGE:	DWG NO.:	REV:
—	—	2 OF 3	P7667	—



*Equalizer*

55169 COUNTY ROAD 3  
ELKHART, IN 46515

#

REVISIONS

BY: DATE:

UNLESS OTHERWISE

SPECIFIED:

TOLERANCES:

.XXX  $\pm$  0.010

.XX  $\pm$  0.010

.X  $\pm$  0.030

ANG.  $\pm$  1/2"

REMOVE ALL BURRS AND  
SHARP EDGES .015 MAX

TITLE

5 FUNCTION PUMP ASSEMBLY

USED ON:

FOREST RIVER

SIZE

A 1: 1

SCALE

AS

MATERIAL

NOTED

DRW BY:

SJ

DATE:

8/9/10

PART NAME:

PUMP & MANI 5 FUNC MOS

PAGE:

3 OF 3

DWG NO.:

P7667

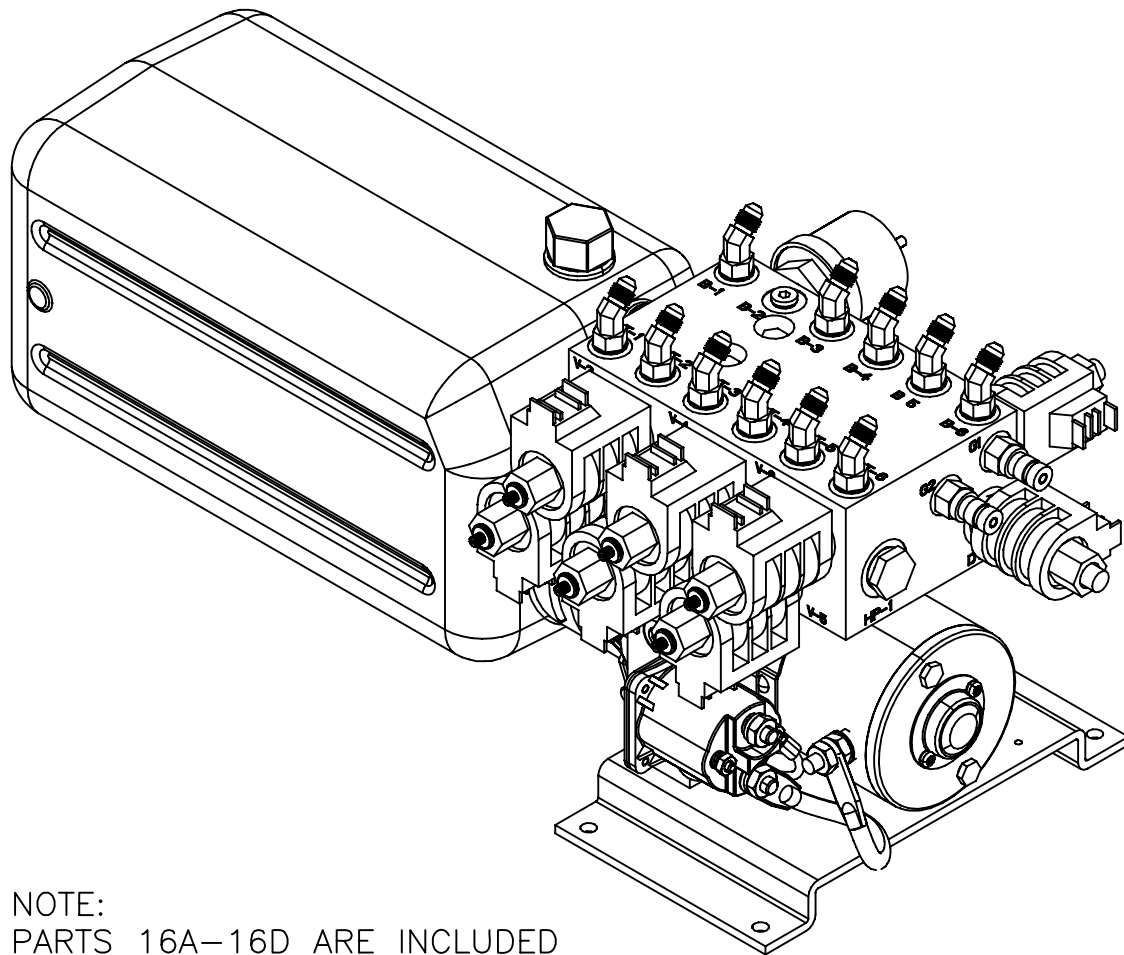
REV:

-

NOTICE - This drawing, including principles of design, is the property of Days Corporation, Elkhart, Indiana, with the agreement that it is not to be reproduced, copied, or loaned in any manner that may constitute a detriment directly or indirectly to Days Corporation. Acceptance of this will be construed as an agreement of the above.

# PARTS LIST

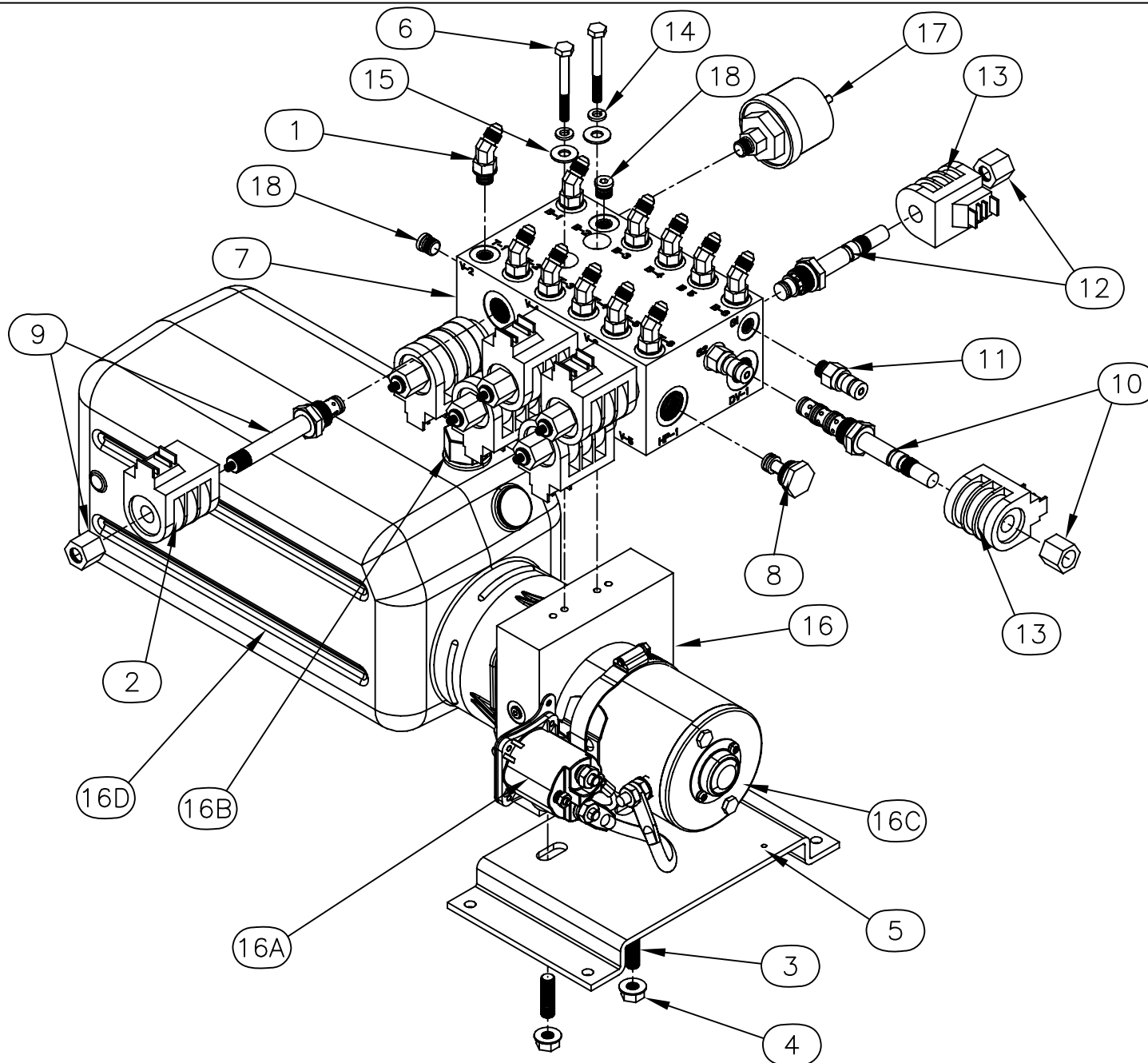
ITEM	PART#	DESCRIPTION	QUAN
1	1724	FITTING-#4 JIC X #4 JIC X 45°	11
2	1130	COIL-DDS12	6
3	1187	SCREW-3/8-16 X 1 1/4 CUP PT SSS	2
4	1278	NUT-3/8 FLANGE	2
5	1395	PLATE-PUMP MOUNT CQ	1
6	1440	BOLT-1/4-20 X 3 HCS #8	2
7	1714	MANIFOLD-6 FUNCTION	1
8	1713	PLUG-HP CAVITY	1
9	1716	VALVE-CARTRIDGE M/O	6
10	1717	VALVE-DIRECTIONAL VALVE #6 MANUAL OVERRIDE	1
11	1735	FITTING-DF04-1/4 DIAG. TIP	2
12	1745	VALVE-#8 2 WAY M/O	1
13	1746	COIL-#6 10V	2
14	1898DD	WASHER-1/4 LOCK	2
15	1938DD	WASHER-1/4 FLAT	2
16	2017	PUMP-MTE 3.7 8QT.	1
16A	1444	SOLENOID-HD PLTD	1
16B	2007	CAP-MTE BREATHER	1
16C	2427	MOTOR-MTE 3.7	1
16D	2307	RESERVOIR-MTE 8QT.-2017,2542	1
17	2047	SWITCH-PRESSURE SWITCH 1200 PSI	1
18	2128	PLUG-#4 SOCKET HEAD O-RING	4
19	6572	HARNESS, 10" POWER AND GROUND FEED	1
20	6650	HARNESS, 6 FUNC PUMP GROUND LEAD	1
21	6781	HARNESS, PUMP 6 FUNCTION 9 PIN	1
22			
23			



NOTE:  
PARTS 16A-16D ARE INCLUDED  
IN PART 16 AS AN ASSEMBLY  
PARTS 19, 20, & 21 ARE NOT  
SHOWN

**Warranty authorization must come directly  
from Equalizer Systems. (800) 846-9659.**

<i>Equalizer</i> 55169 COUNTY ROAD 3 ELKHART, IN 46515	#	REVISIONS	BY:	DATE:	UNLESS OTHERWISE SPECIFIED: TOLERANCES: .XXX ± 0.010 .XX ± 0.010 .X ± 0.030 ANG. ± 1/2'  REMOVE ALL BURRS AND SHARP EDGES .015 MAX	TITLE		USED ON:	
	A	Changed to 45° fittings.	SJ	8/13/10		6 FUNCTION PUMP ASSEMBLY		FOREST RIVER	
						SIZE	SCALE	MATERIAL	
						A	1: 1	AS	NOTED
						DRW BY:	DATE:	PART NAME:	
NOTICE — This drawing, including principles of design, is the property of Days Corporation, Elkhart, Indiana, with the agreement that it is not to be reproduced, copied, or loaned in any manner that may constitute a detriment directly or indirectly to Days Corporation. Acceptance of this will be construed as an agreement of the above.					SJ	8/9/10	PUMP & MANI 6 FUNC 8 QT MOS		
					APP'D BY	DATE:	PAGE:	DWG NO.:	REV:
					—	—	1 OF 3	P7668	A



*Equalizer*

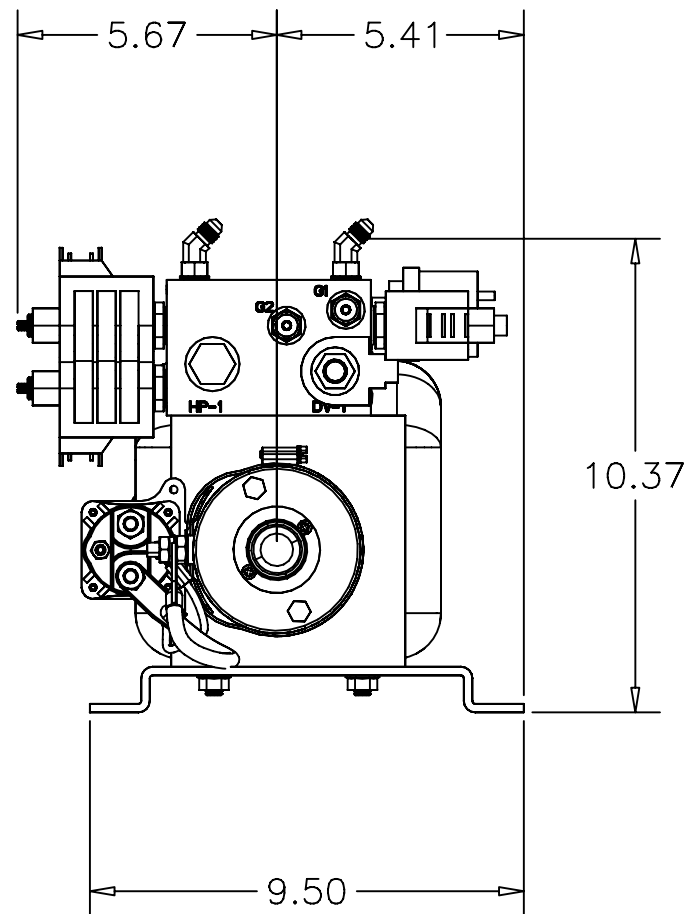
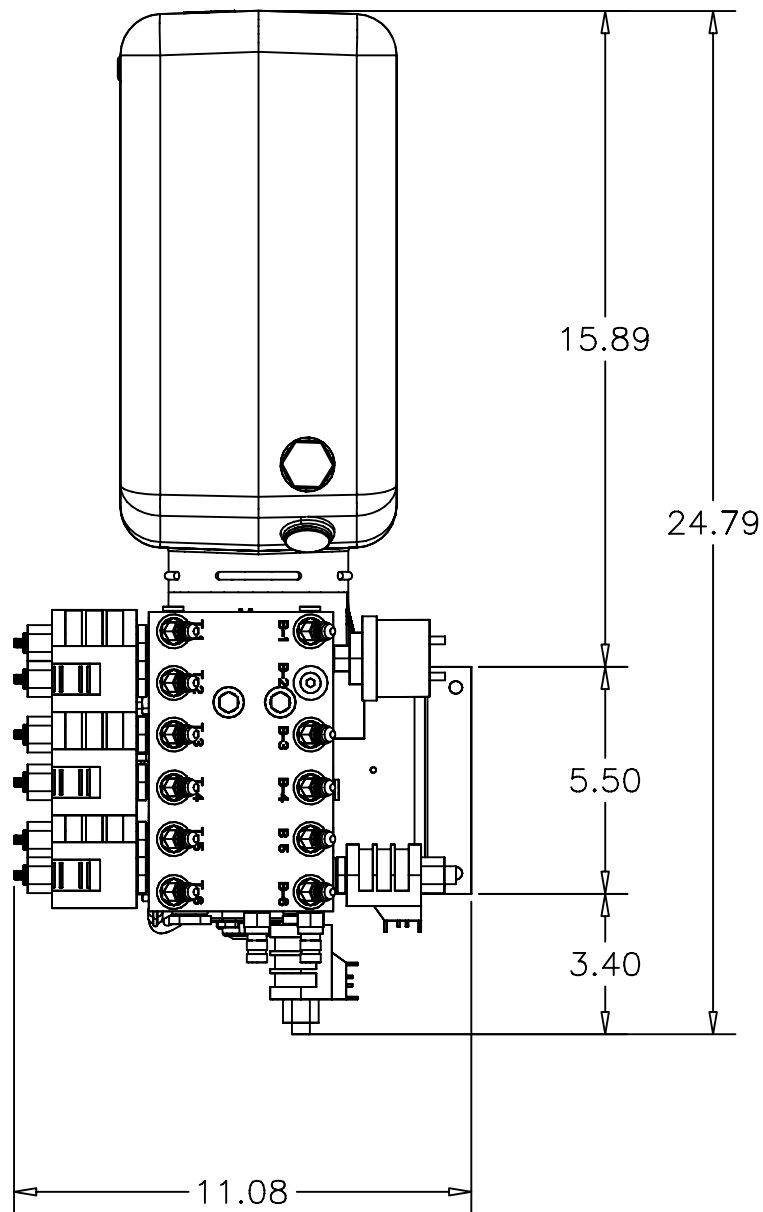
55169 COUNTY ROAD 3  
ELKHART, IN 46515

NOTICE - This drawing, including principles of design, is the property of Days Corporation, Elkhart, Indiana, with the agreement that it is not to be reproduced, copied, or loaned in any manner that may constitute a detriment directly or indirectly to Days Corporation. Acceptance of this will be construed as an agreement of the above.

#	REVISIONS	BY:	DATE:
A	Changed to 45° fittings.	SJ	8/13/10

UNLESS OTHERWISE  
SPECIFIED:  
TOLERANCES:  
.XXX ± 0.010  
.XX ± 0.010  
.X ± 0.030  
ANG. ± 1/2°  
REMOVE ALL BURRS AND  
SHARP EDGES .015 MAX

TITLE			USED ON:	
6 FUNCTION PUMP ASSEMBLY			FOREST RIVER	
SIZE	SCALE	MATERIAL	NOTED	
A	1: 1	AS		
DRW BY:	DATE:	PART NAME:		
SJ	8/9/10	PUMP & MANI 6 FUNC 8 QT MOS		
APP'D BY	DATE:	PAGE:	DWG NO.:	REV:
—	—	2 OF 3	P7668	A



*Equalizer*

55169 COUNTY ROAD 3  
ELKHART, IN 46515

#  
A

REVISIONS

Changed to 45° fittings.

BY:  
SJ

DATE:  
8/13/10

UNLESS OTHERWISE

SPECIFIED:

TOLERANCES:

.XXX ± 0.010

.XX ± 0.010

.X ± 0.030

ANG. ± 1/2°

REMOVE ALL BURRS AND

SHARP EDGES .015 MAX

TITLE

6 FUNCTION PUMP ASSEMBLY

USED ON:

FOREST RIVER

SIZE

A

SCALE

1:1

MATERIAL

AS

NOTED

DRW BY:

SJ

DATE:

8/9/10

PART NAME:

PUMP & MANI 6 FUNC 8 QT MOS

APP'D BY

—

DATE:

—

PAGE:

3 OF 3

DWG NO.:

P7668

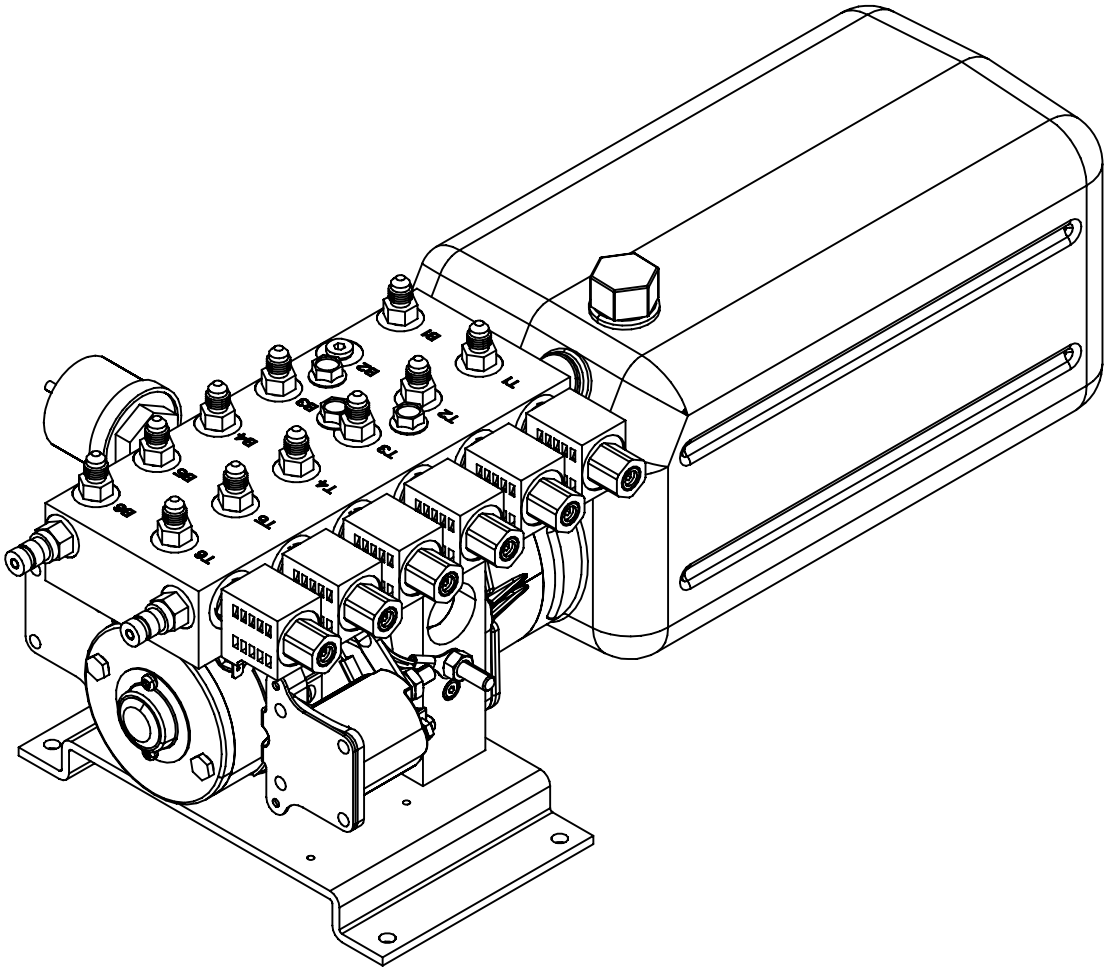
REV:

A

NOTICE - This drawing, including principles of design, is the property of Days Corporation, Elkhart, Indiana, with the agreement that it is not to be reproduced, copied, or loaned in any manner that may constitute a detriment directly or indirectly to Days Corporation. Acceptance of this will be construed as an agreement of the above.



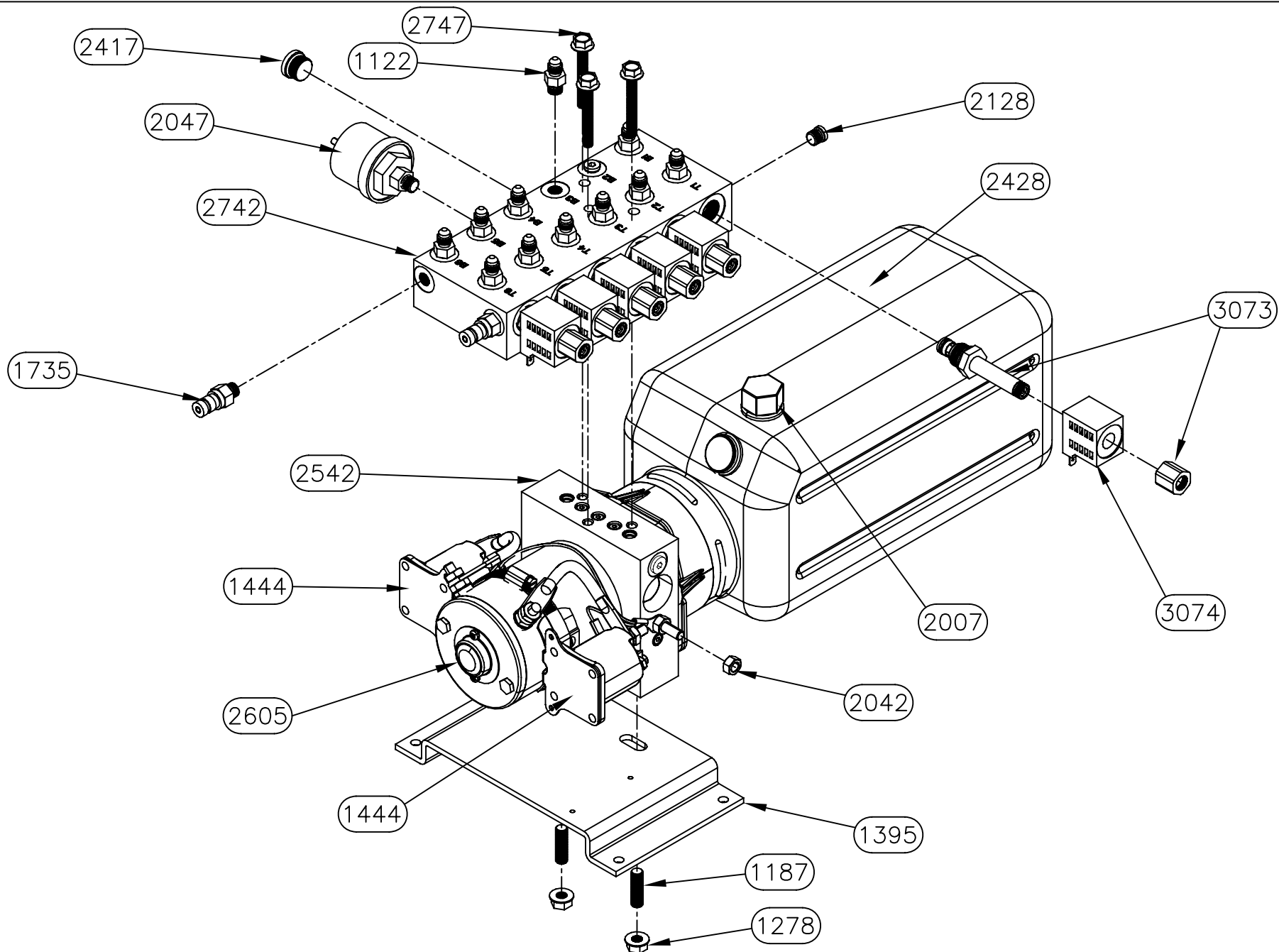
PARTS LIST		
PART#	DESCRIPTION	QUAN
1122	FITTING-#4 OR MALE X #4 JIC	11
1187	SCREW-3/8-16 X 1 1/4 CUP PT SSS	2
1278	NUT-3/8 FLANGE	2
1395	PLATE-PUMP MOUNT-CQ	1
1735	FITTING-DF04-1/4 DIAG. TIP	2
2042	NUT-5/16-18 HEX ZINC	1
2047	SWITCH-PRESSURE SWITCH 1200 PSI	1
2128	PLUG-#4 SOCKET HEAD O-RING	3
2417	PLUG-SOCKET HEAD #8 O-RING	1
2542	PUMP-BIROTATE MTE 8 QT.	1
2742	MANIFOLD-BIROT 6 FUNC. COMPACT	1
2747	SCREW-5/16-18 X 2 1/4 FLANGE	3
3073	VALVE-DELTROL	6
3074	COIL-DELTROL	6
6572	HARNESS, 10" POWER AND GROUND FEED	1
6650BR	HARNESS, 6 FUNC PUMP GROUND LEAD BIROT	1
6781BR	HARNESS, PUMP 6 FUNCTION GS	1
1444	SOLENOID-HD PLTD	2
2007	CAP-MTE BREATHER	1
2428	RESERVOIR-MTE 6QT.-2015	1
2605	MOTOR-MTE BIROT	1



NOTE:  
 PARTS 1444, 2007, 2428, & 2605 ARE INCLUDED IN PART 2542 AS AN ASSEMBLY  
 PARTS 6572, 6650BR, & 6781BR ARE NOT SHOWN

**Warranty authorization must come directly from Equalizer Systems. (800) 846-9659.**

<i>Equalizer</i>	55169 COUNTY ROAD 3 ELKHART, IN 46515	#	REVISIONS	BY:	DATE:	UNLESS OTHERWISE SPECIFIED: TOLERANCES: .XXX ± 0.010 .XX ± 0.010 .X ± 0.030 ANG. ± 1/2"  REMOVE ALL BURRS AND SHARP EDGES .015 MAX	TITLE		USED ON:		
		A	Updated to show new valves and coils	SJ	4/17/12		6 FUNC. BIROT. PUMP ASSEMBLY		FOREST RIVER		
							SIZE	SCALE	MATERIAL		
							A	1: 1	AS	NOTED	
							DRW BY:	DATE:	PART NAME:		
NOTICE - This drawing, including principles of design, is the property of Days Corporation, Elkhart, Indiana, with the agreement that it is not to be reproduced, copied, or loaned in any manner that may constitute a detriment directly or indirectly to Days Corporation. Acceptance of this will be construed as an agreement of the above.						SJ	8/12/10	PUMP & MAN 6 FUNC BIROT MOS 8 QT-FR			
						APP'D BY	DATE:	PAGE:	DWG NO.:	REV:	
						-	-	1 OF 3	P7731	A	



**Equalizer**

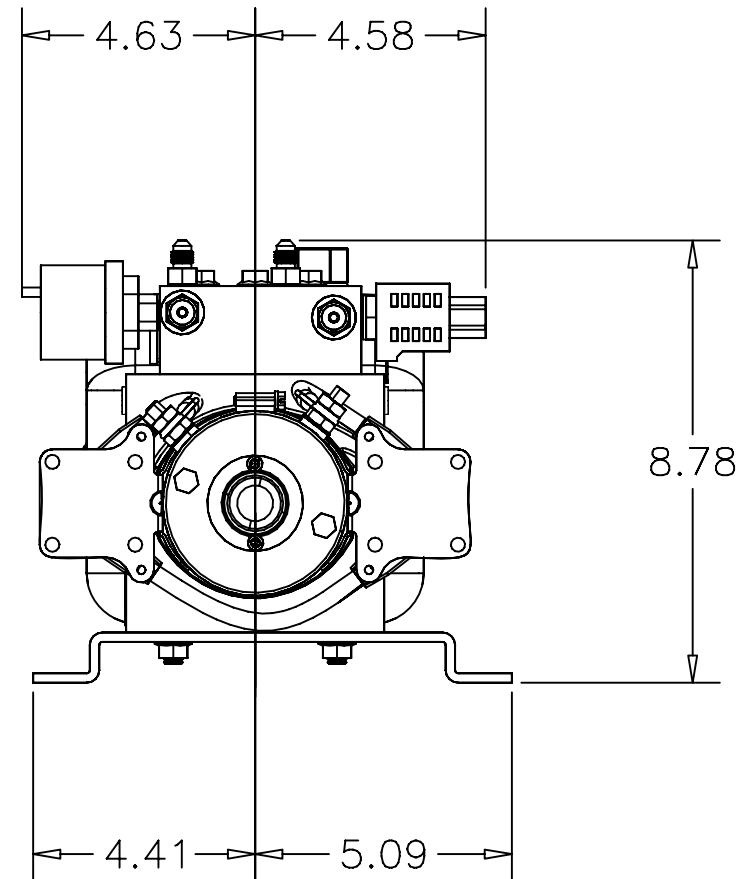
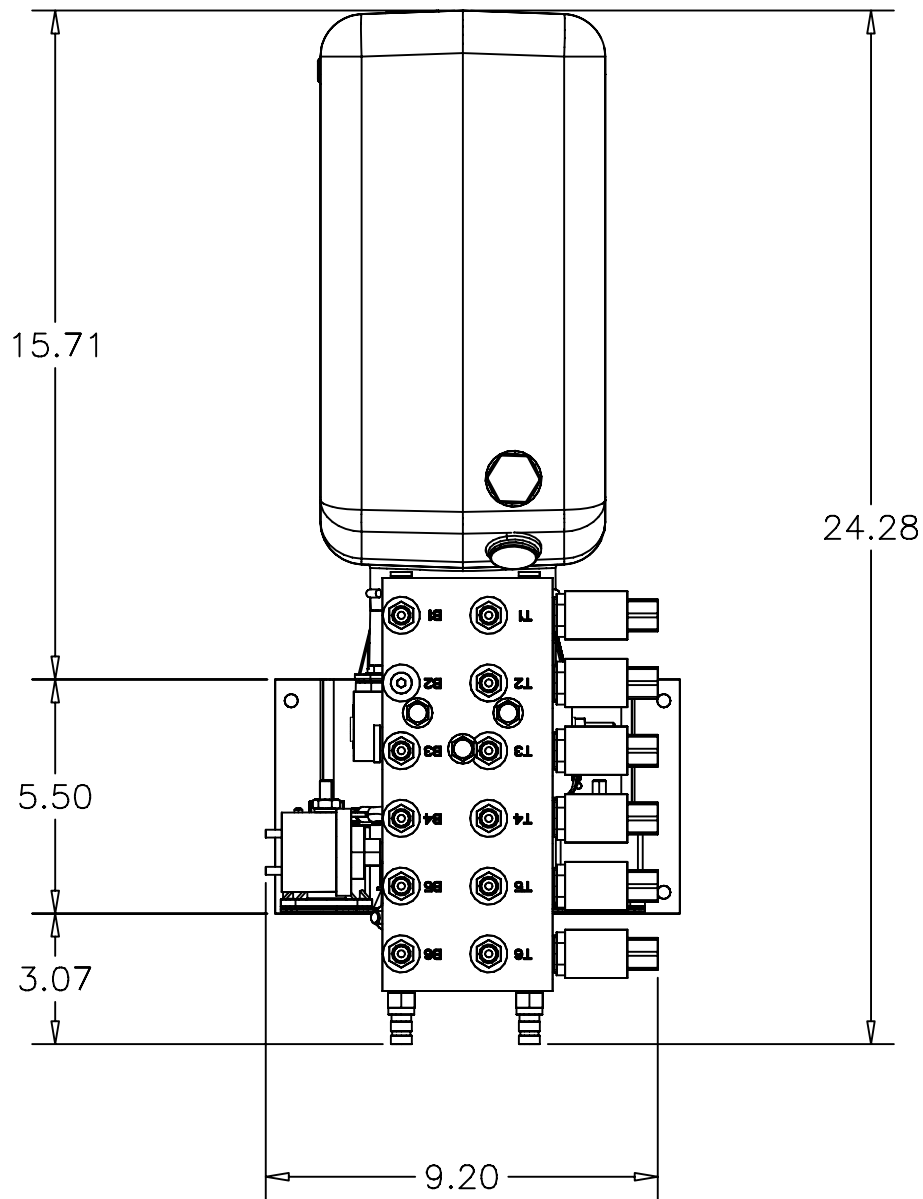
55169 COUNTY ROAD 3  
ELKHART, IN 46515

NOTICE - This drawing, including principles of design, is the property of Days Corporation, Elkhart, Indiana, with the agreement that it is not to be reproduced, copied, or loaned in any manner that may constitute a detriment directly or indirectly to Days Corporation. Acceptance of this will be construed as an agreement of the above.

#	REVISIONS	BY:	DATE:
A	Updated to show new valves and coils	SJ	4/17/12

UNLESS OTHERWISE  
SPECIFIED:  
TOLERANCES:  
.XXX ± 0.010  
.XX ± 0.010  
.X ± 0.030  
ANG. ± 1/2"  
REMOVE ALL BURRS AND  
SHARP EDGES .015 MAX

TITLE			USED ON:	
6 FUNC. BIROT. PUMP ASSEMBLY			FOREST RIVER	
SIZE	SCALE	MATERIAL	NOTED	
A	1: 1	AS		
DRW BY:	DATE:	PART NAME:		
SJ	8/12/10	PUMP & MAN 6 FUNC BIROT MOS 8 QT-FR		
APP'D BY	DATE:	PAGE:	DWG NO.:	REV:
—	—	2 OF 3	P7731	A



*Equalizer*

55169 COUNTY ROAD 3  
ELKHART, IN 46515

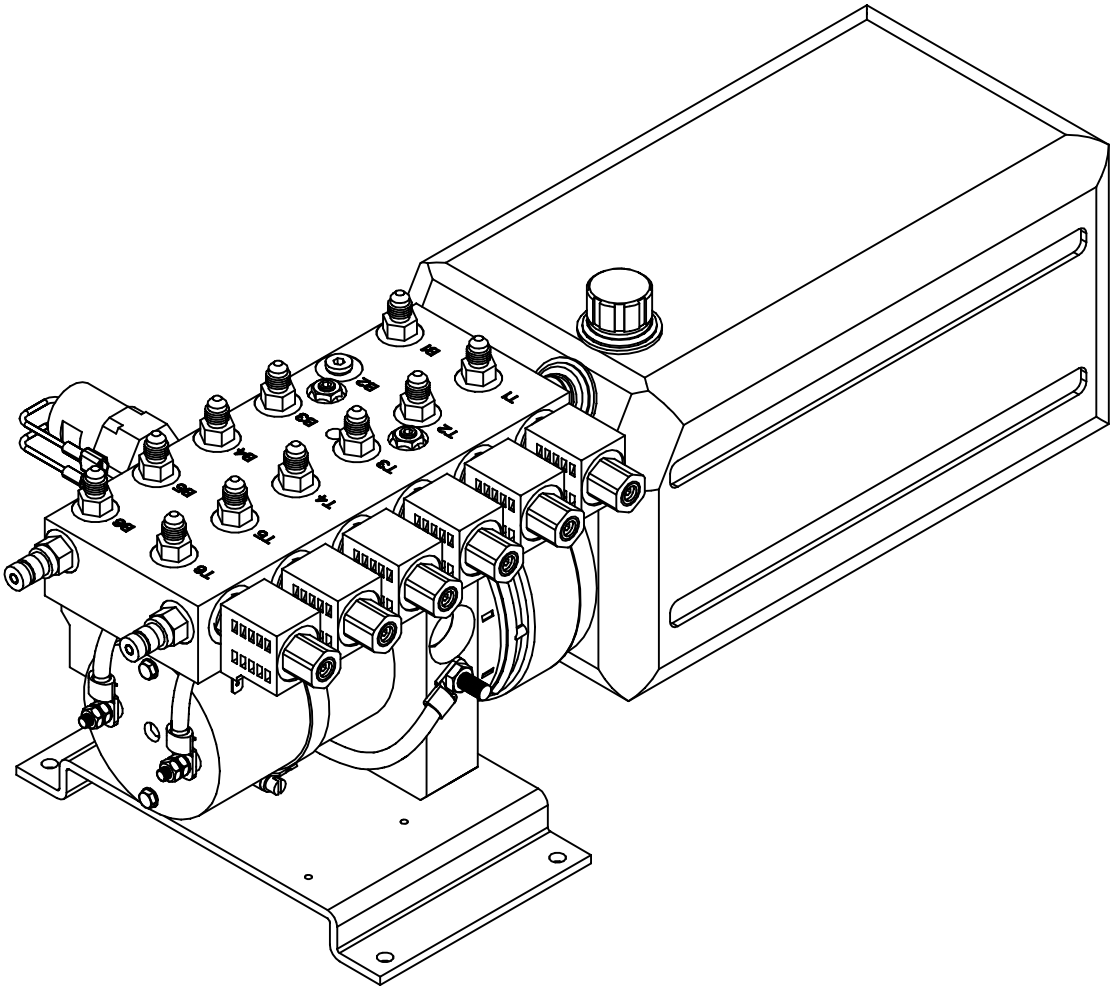
#	REVISIONS	BY:	DATE:
A	Updated to show new valves and coils	SJ	4/17/12

NOTICE - This drawing, including principles of design, is the property of Days Corporation, Elkhart, Indiana, with the agreement that it is not to be reproduced, copied, or loaned in any manner that may constitute a detriment directly or indirectly to Days Corporation. Acceptance of this will be construed as an agreement of the above.

UNLESS OTHERWISE  
SPECIFIED:  
TOLERANCES:  
.XXX ± 0.010  
.XX ± 0.010  
.X ± 0.030  
ANG. ± 1/2"  
REMOVE ALL BURRS AND  
SHARP EDGES .015 MAX

TITLE 6 FUNC. BIROT. PUMP ASSEMBLY		USED ON: FOREST RIVER	
SIZE A	SCALE 1:1	MATERIAL AS NOTED	
DRW BY: SJ	DATE: 8/12/10	PART NAME: PUMP & MAN 6 FUNC BIROT MOS 8 QT-FR	
APP'D BY -	DATE: -	PAGE: 3 OF 3	DWG NO.: P7731
			REV: A

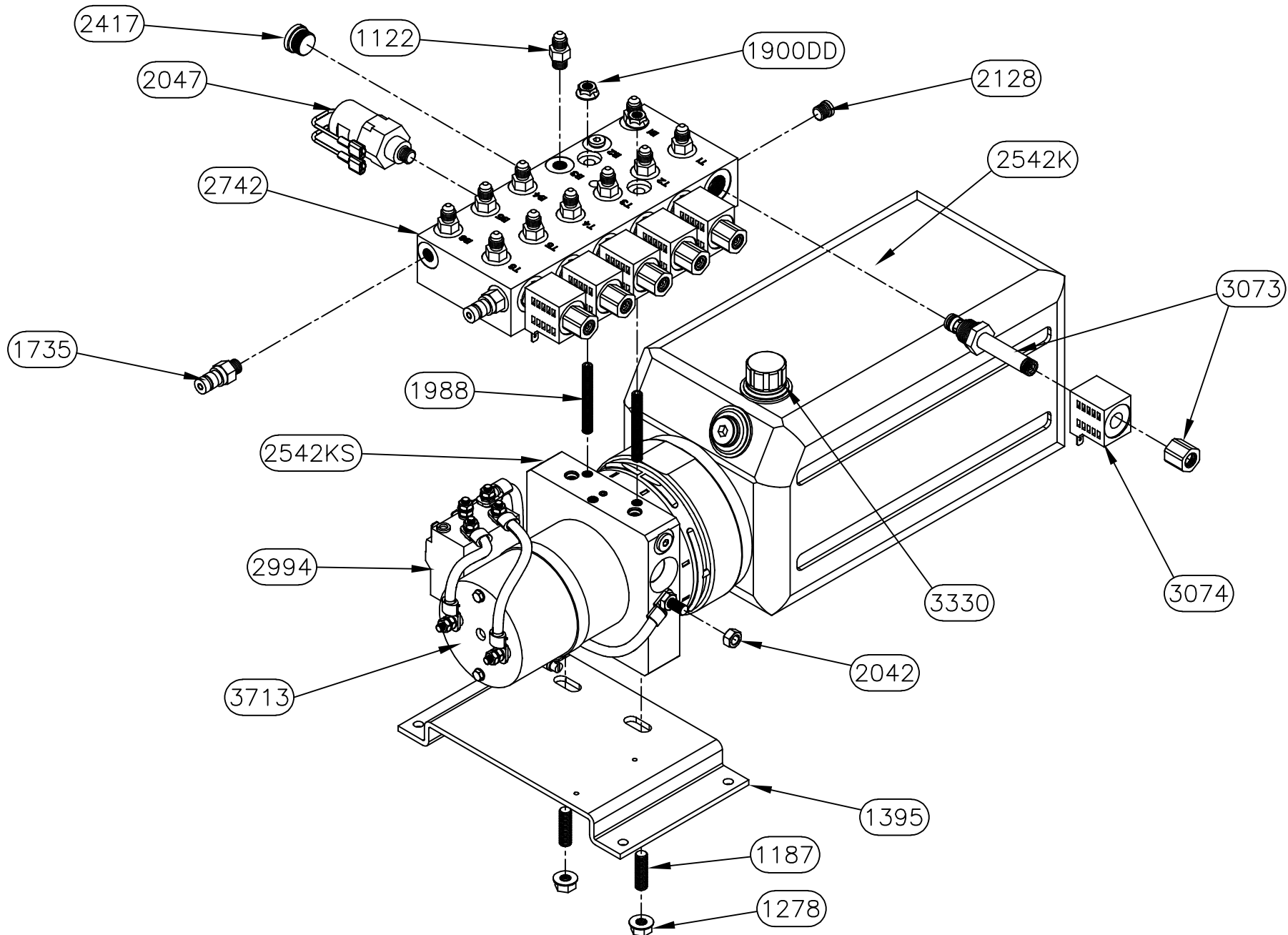
PARTS LIST		
PART#	DESCRIPTION	QUAN
1122	FITTING-#4 OR MALE X #4 JIC	11
1187	SCREW-3/8-16 X 1 1/4 CUP PT SSS	2
1278	NUT-3/8 FLANGE	2
1395	PLATE-PUMP MOUNT-CQ	1
1735	FITTING-DF04-1/4 DIAG. TIP	2
1900DD	NUT-5/16"-18 FLANGE LK REG 2	2
1988	SCREW-5/16-18 X 2 1/2 SSS CUP POINT	2
2042	NUT-5/16-18 HEX ZINC	1
2047	SWITCH-PRESSURE SWITCH 1200 PSI	1
2128	PLUG-#4 SOCKET HEAD O-RING	3
2417	PLUG-SOCKET HEAD #8 O-RING	1
2542KS	PUMP-BIROTATE 8 QT.-KS	1
2742	MANIFOLD-BIROT 6 FUNC. COMPACT	1
3073	VALVE-DELTROL	6
3074	COIL-DELTROL	6
6572C	HARNESS, 10" POWER AND GND FEED-CONT.	1
6651BR	HARNESS, 7 FUNC PUMP GROUND LEAD BIROT	1
6781BR	HARNESS, PUMP 6 FUNCTION GS	1
2542K	RESERVOIR KIT-2542KS	1
2994	CONTACTOR-REVERSING	1
3330	CAP-FILL-3195KS-3200KS-3201KS	1
3713	MOTOR-2542KS	1



NOTE:  
 PARTS 2542K, 2994, 3330, & 3713 ARE INCLUDED IN PART 2542KS AS AN ASSEMBLY  
 PARTS 6572C, 6651BR, & 6781BR ARE NOT SHOWN

**Warranty authorization must come directly from Equalizer Systems. (800) 846-9659.**

<div> <div>Equalizer</div> <div>55169 COUNTY ROAD 3 ELKHART, IN 46515</div> </div> <div>           NOTICE - This drawing, including principles of design, is the property of Days Corporation, Elkhart, Indiana, with the agreement that it is not to be reproduced, copied, or loaned in any manner that may constitute a detriment directly or indirectly to Days Corporation. Acceptance of this will be construed as an agreement of the above.         </div>	#	REVISIONS	BY:	DATE:	UNLESS OTHERWISE SPECIFIED: TOLERANCES: .XXX ± 0.010 .XX ± 0.010 .X ± 0.030 ANG. ± 1/2"	TITLE 6 FUNC. BIROT. PUMP ASSEMBLY	USED ON: FOREST RIVER
					REMOVE ALL BURRS AND SHARP EDGES .015 MAX	SIZE SCALE MATERIAL A 1: 1 AS	NOTED
						DRW BY: SJ	DATE: 10/30/18
						APP'D BY: -	DATE: -
							PART NAME: PUMP & MAN 6 FUNC BIROT MOS 8 QT-FR
							PAGE: 1 OF 3
							DWG NO.: P7731KS
							REV: -



*Equalizer*

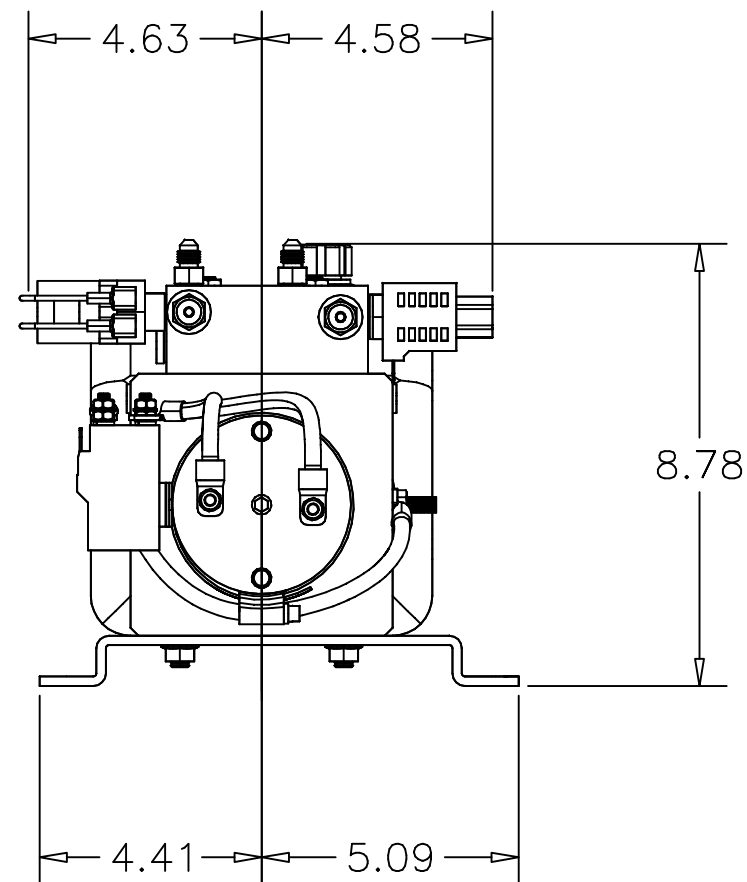
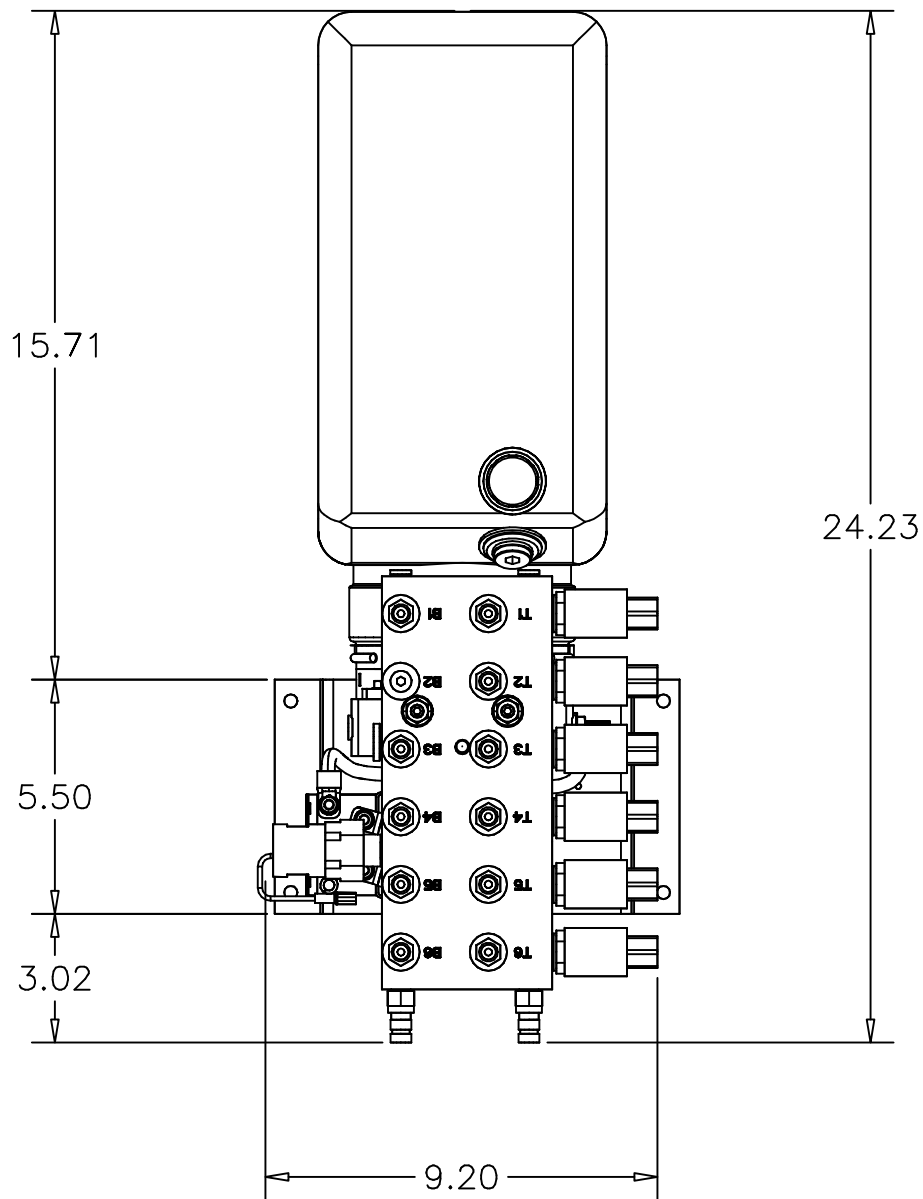
55169 COUNTY ROAD 3  
ELKHART, IN 46515

NOTICE - This drawing, including principles of design, is the property of Days Corporation, Elkhart, Indiana, with the agreement that it is not to be reproduced, copied, or loaned in any manner that may constitute a detriment directly or indirectly to Days Corporation. Acceptance of this will be construed as an agreement of the above.

#	REVISIONS	BY:	DATE:

UNLESS OTHERWISE  
SPECIFIED:  
TOLERANCES:  
.XXX ± 0.010  
.XX ± 0.010  
.X ± 0.030  
ANG. ± 1/2"  
REMOVE ALL BURRS AND  
SHARP EDGES .015 MAX

TITLE			USED ON:	
6 FUNC. BIROT. PUMP ASSEMBLY			FOREST RIVER	
SIZE	SCALE	MATERIAL	NOTED	
A	1: 1	AS		
DRW BY:	DATE:	PART NAME:		
SJ	10/30/18	PUMP & MAN 6 FUNC BIROT MOS 8 QT-FR		
APP'D BY	DATE:	PAGE:	DWG NO.:	REV:
—	—	2 OF 3	P7731KS	—



*Equalizer*

55169 COUNTY ROAD 3  
ELKHART, IN 46515

NOTICE - This drawing, including principles of design, is the property of Days Corporation, Elkhart, Indiana, with the agreement that it is not to be reproduced, copied, or loaned in any manner that may constitute a detriment directly or indirectly to Days Corporation. Acceptance of this will be construed as an agreement of the above.

#	REVISIONS

BY:	DATE:

UNLESS OTHERWISE  
SPECIFIED:  
TOLERANCES:  
.XXX ± 0.010  
.XX ± 0.010  
.X ± 0.030  
ANG. ± 1/2°  
REMOVE ALL BURRS AND  
SHARP EDGES .015 MAX

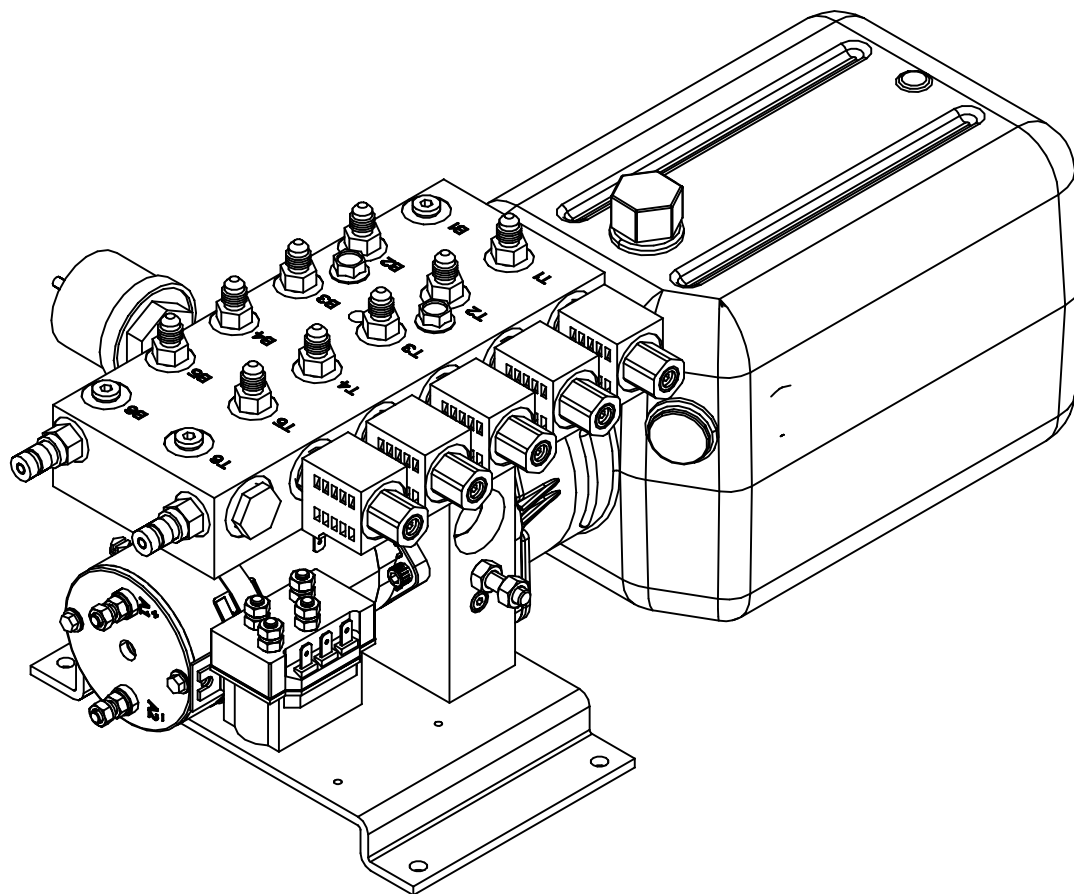
TITLE		USED ON:	
6 FUNC. BIROT. PUMP ASSEMBLY		FOREST RIVER	
SIZE	SCALE	MATERIAL	NOTED
A	1:1	AS	NOTED
DRW BY:	DATE:	PART NAME:	
SJ	10/30/18	PUMP & MAN 6 FUNC BIROT MOS 8 QT-FR	
APP'D BY	DATE:	PAGE:	DWG NO.:
-	-	3 OF 3	P7731KS
		REV:	-

## 7744 PARTS LIST

PART#	DESCRIPTION	QUAN
1122	FITTING-#4 OR MALE X #4 JIC	9
1137	PLUG-CAVITY	1
1187	SCREW-3/8-16 X 1 1/4 CUP PT SSS	2
1278	NUT-3/8 FLANGE	2
1395	PLATE-PUMP MOUNT-CQ	1
1735	FITTING-DF04-1/4 DIAG. TIP	2
2042	NUT-5/16-18 HEX ZINC	1
2047	SWITCH-PRESSURE SWITCH 1200 PSI	1
2128	PLUG-#4 SOCKET HEAD O-RING	5
2417	PLUG-#8 SOCKET HEAD O-RING	1
2742	MANIFOLD-BIROT 6 FUNC COMPACT	1
2747	BOLT-5/16-18 X 2 1/4 FLANGE	2
3043	PUMP-BR-3" MOTOR-5 QT	1
3073	VALVE-DELTROL	5
3074	COIL-DELTROL	5
6572C	HARNESS, 10" POWER AND GROUND FEED CONTACTOR	1
6650BR	HARNESS, 6 FUNC PUMP GROUND LEAD BIROT	1
6911	HARNESS, PUMP CONTACTOR 3043	1
6912	HARNESS, 6 FUNC BIROT 3IN/CONTACTOR	1
2007	CAP-MTE BREATHER	1
2741	RESERVOIR-5QT (2390, 2142 PUMP)	1
2751	MOTOR-MTE 3 IN BIROT	1
2994	CONTACTOR-REVERSING	1

## NOTE:

PARTS 2007, 2741, & 2751 ARE INCLUDED IN PART 3043 AS AN ASSEMBLY-PART 2994 IS INCLUDED IN PART 6911 & THESE NUMBERS WOULD BE USED TO ORDER REPLACEMENT PARTS.  
PARTS 6572C, 6650BR, 6911, AND 6912 ARE NOT SHOWN



**Warranty authorization must come directly from Equalizer Systems. (800) 846-9659.**

*Equalizer*

55169 COUNTY ROAD 3  
ELKHART, IN 46515

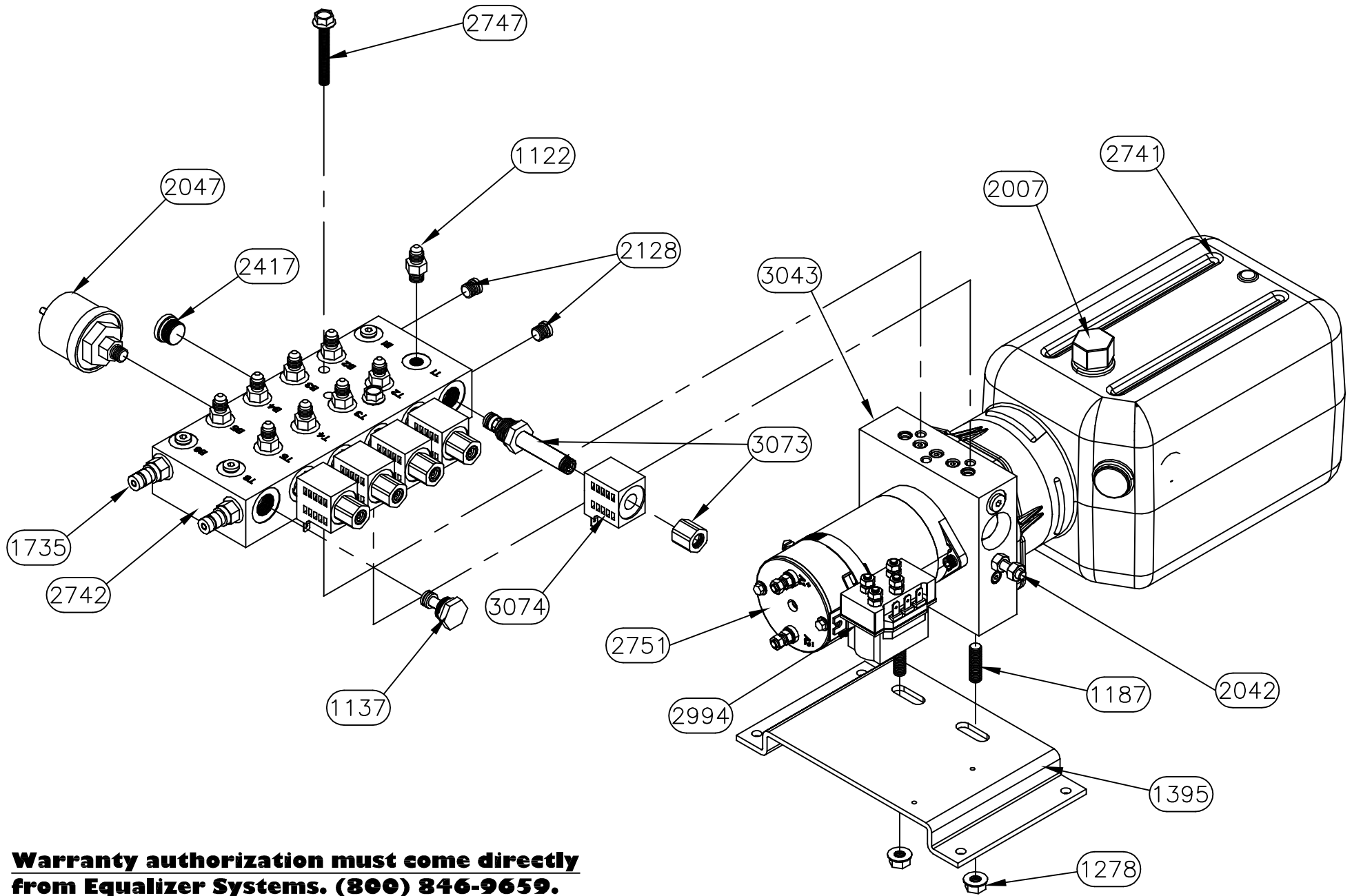
# REVISIONS

BY: DATE:

UNLESS OTHERWISE  
SPECIFIED:  
TOLERANCES:  
.XXX ± 0.010  
.XX ± 0.010  
.X ± 0.030  
ANG. ± 1/2"  
REMOVE ALL BURRS AND  
SHARP EDGES .015 MAX

TITLE 5 FUNCTION PUMP		USED ON: 4 POINT AUTOLEVEL SYSTEMS W/SLIDE	
SIZE A	SCALE 1: 1	MATERIAL	
DRW BY: SJ	DATE: 2/7/14	PART NAME: PUMP & MAN 5 FUNC BIROT 3 IN-FRD	
APP'D BY -	DATE: -	PAGE: 1 OF 2	DWG NO.: P7744
		REV:	-

NOTICE - This drawing, including principles of design, is the property of Days Corporation, Elkhart, Indiana, with the agreement that it is not to be reproduced, copied, or loaned in any manner that may constitute a detriment directly or indirectly to Days Corporation. Acceptance of this will be construed as an agreement of the above.



**Warranty authorization must come directly from Equalizer Systems. (800) 846-9659.**

*Equalizer*

55169 COUNTY ROAD 3  
ELKHART, IN 46515

NOTICE - This drawing, including principles of design, is the property of Days Corporation, Elkhart, Indiana, with the agreement that it is not to be reproduced, copied, or loaned in any manner that may constitute a detriment directly or indirectly to Days Corporation. Acceptance of this will be construed as an agreement of the above.

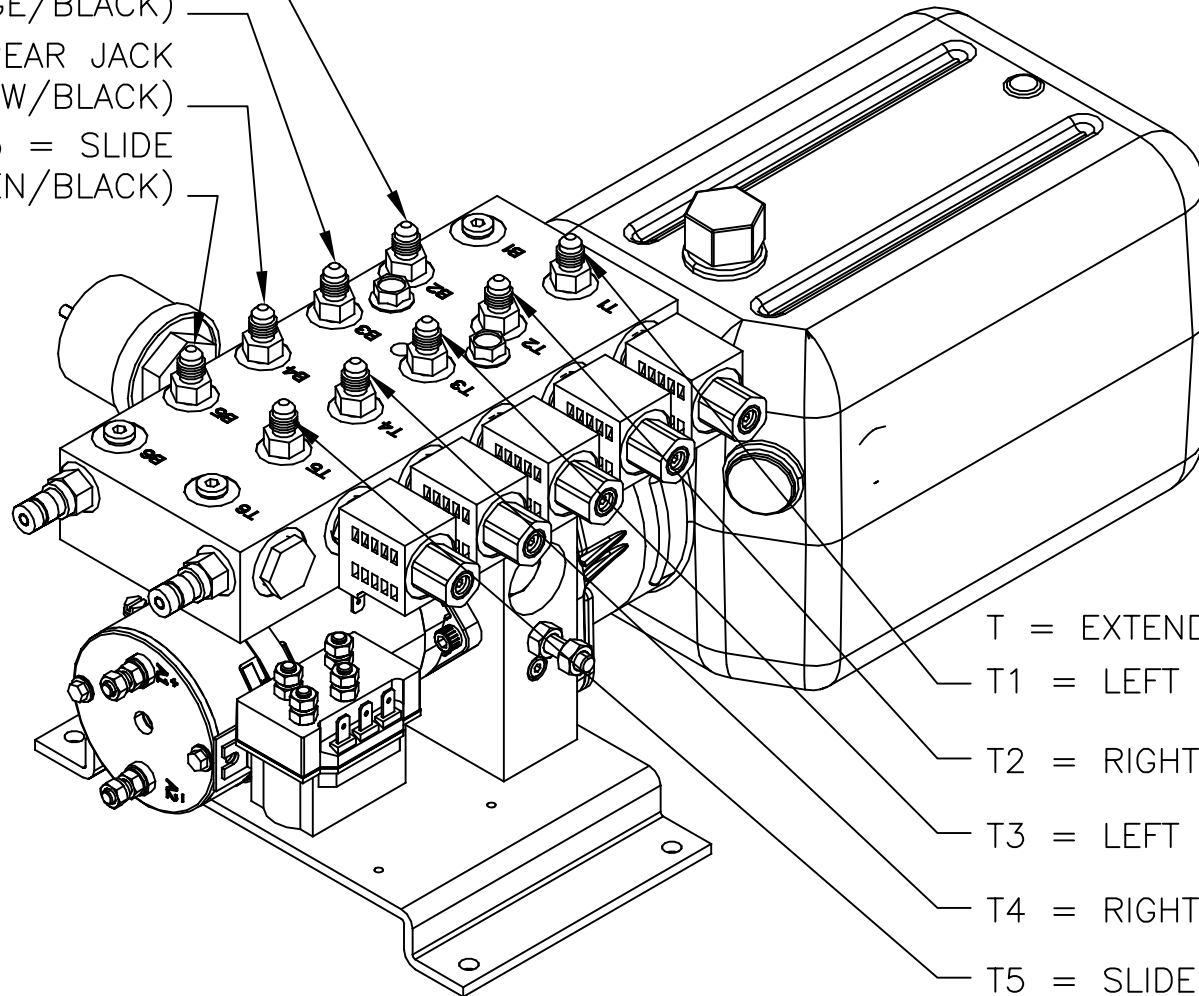
#	REVISIONS	BY:	DATE:

UNLESS OTHERWISE SPECIFIED:		TITLE		USED ON:	
TOLERANCES:		5 FUNCTION PUMP		4 POINT AUTOLEVEL SYSTEMS W/SLIDE	
.XXX ± 0.010		SIZE	SCALE	MATERIAL	
.XX ± 0.010		A	1: 1		
.X ± 0.030		DRW BY:	DATE:	PART NAME:	
ANG. ± 1/2"		SJ	2/7/14	PUMP & MAN 5 FUNC BIROT 3 IN-FRD	
REMOVE ALL BURRS AND SHARP EDGES .015 MAX		APP'D BY	DATE:	PAGE:	DWG NO.:
				2 OF 2	P7744
					REV:



# HYDRAULIC HOSE CONNECTIONS 7744 PUMP

B = RETRACT FUNCTION  
B2 = RIGHT FRONT JACK  
(WHITE/BLACK)  
B3 = LEFT REAR JACK  
(ORANGE/BLACK)  
B4 = RIGHT REAR JACK  
(YELLOW/BLACK)  
B5 = SLIDE  
(GREEN/BLACK)



T = EXTEND FUNCTION

T1 = LEFT FRONT JACK (BROWN)

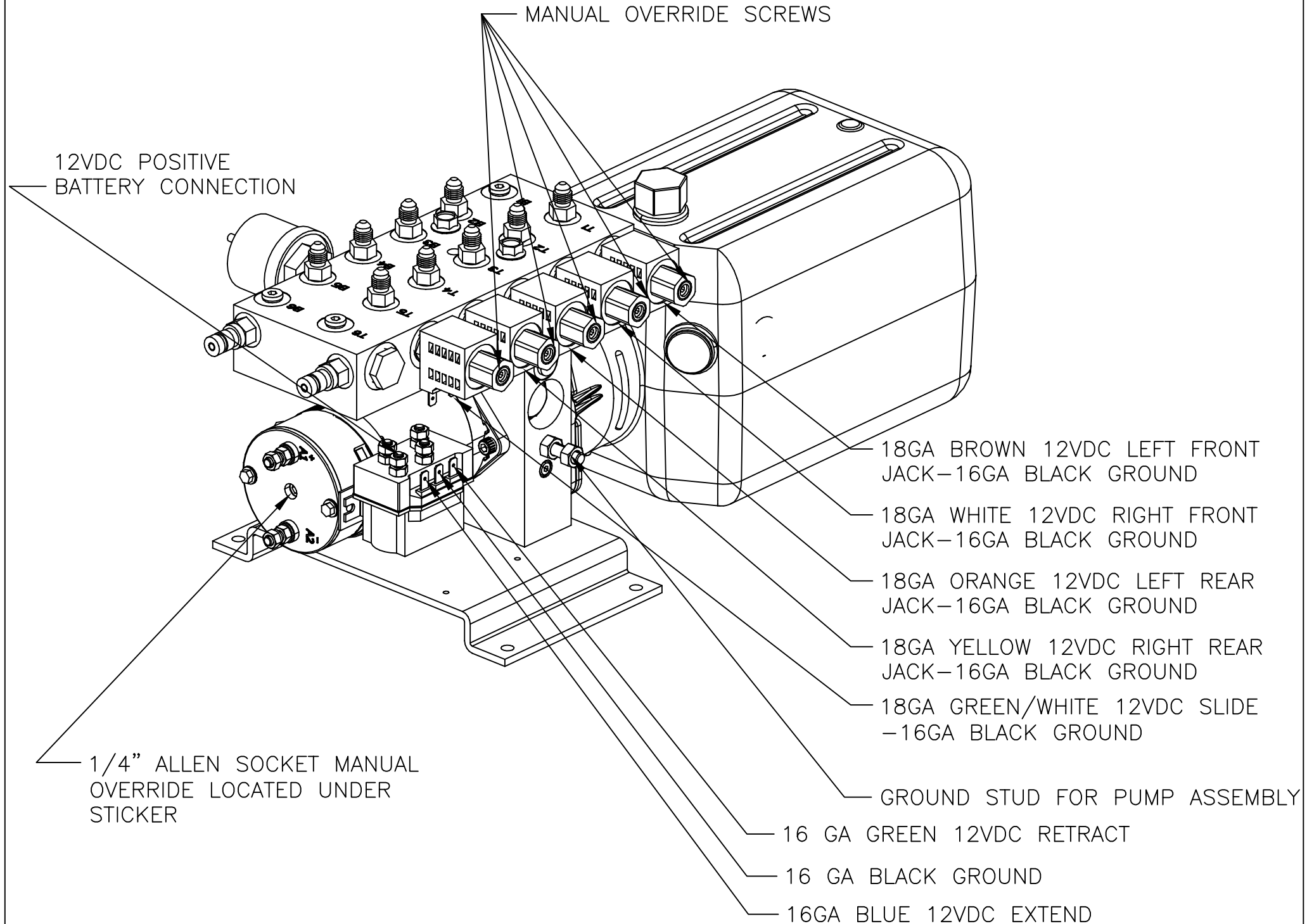
T2 = RIGHT FRONT JACK (WHITE)

T3 = LEFT REAR JACK (ORANGE)

T4 = RIGHT REAR JACK (YELLOW)

T5 = SLIDE (GREEN)

# 7744 PUMP WIRING



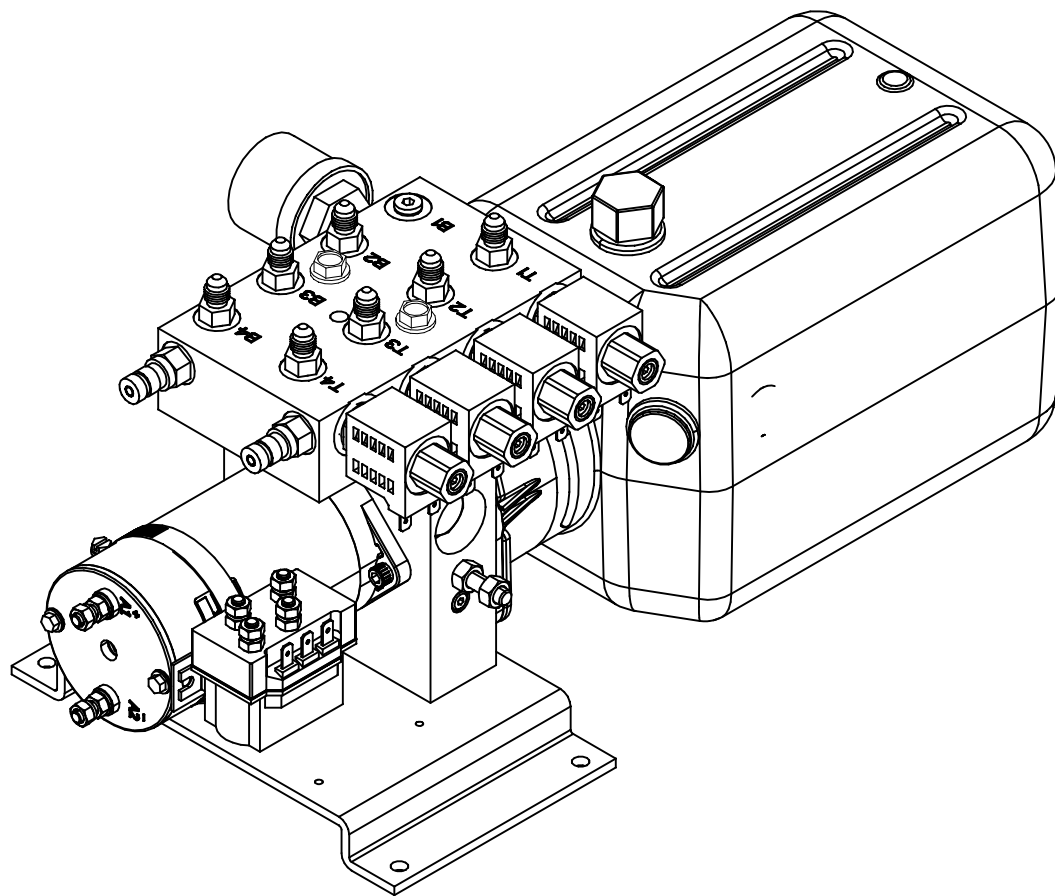
## 7801 PARTS LIST

PART#	DESCRIPTION	QUAN
1122	FITTING-#4 OR MALE X #4 JIC	7
1187	SCREW-3/8-16 X 1 1/4 CUP PT SSS	2
1278	NUT-3/8 FLANGE	2
1395	PLATE-PUMP MOUNT-CQ	1
1735	FITTING-DF04-1/4 DIAG. TIP	2
2042	NUT-5/16-18 HEX ZINC	1
2047	SWITCH-PRESSURE SWITCH 1200 PSI	1
2128	PLUG-#4 SOCKET HEAD O-RING	3
2417	PLUG-#8 SOCKET HEAD O-RING	1
2723	MANIFOLD-BIROT 4 FUNC.	1
2747	BOLT-5/16-18 X 2 1/4 FLANGE	2
3043	PUMP-BR-3" MOTOR-5 QT	1
3073	VALVE-DELTROL	4
3074	COIL-DELTROL	4
6572C	HARNESS, 10" POWER AND GROUND FEED CONTACTOR	1
6649BR	HARNESS, 5 FUNC PUMP GROUND LEAD BIROT	1
6910	HARNESS, 4 FUNC BIROT 3IN/CONTACTOR	1
6911	HARNESS, PUMP CONTACTOR 3043	1
2007	CAP-MTE BREATHER	1
2741	RESERVOIR-5QT (2390, 2142 PUMP)	1
2751	MOTOR-MTE 3 IN BIROT	1
6909	CONTACTOR KIT	1

## NOTE:

PARTS 2007, 2741, & 2751 ARE INCLUDED IN PART 3043 AS AN ASSEMBLY-PART 6909 IS INCLUDED IN PART 6911 & THESE NUMBERS WOULD BE USED TO ORDER REPLACEMENT PARTS.

PARTS 6572C, 6649BR, 6910, AND 6911 ARE NOT SHOWN



**Warranty authorization must come directly from Equalizer Systems. (800) 846-9659.**

*Equalizer*

55169 COUNTY ROAD 3  
ELKHART, IN 46515

# REVISIONS

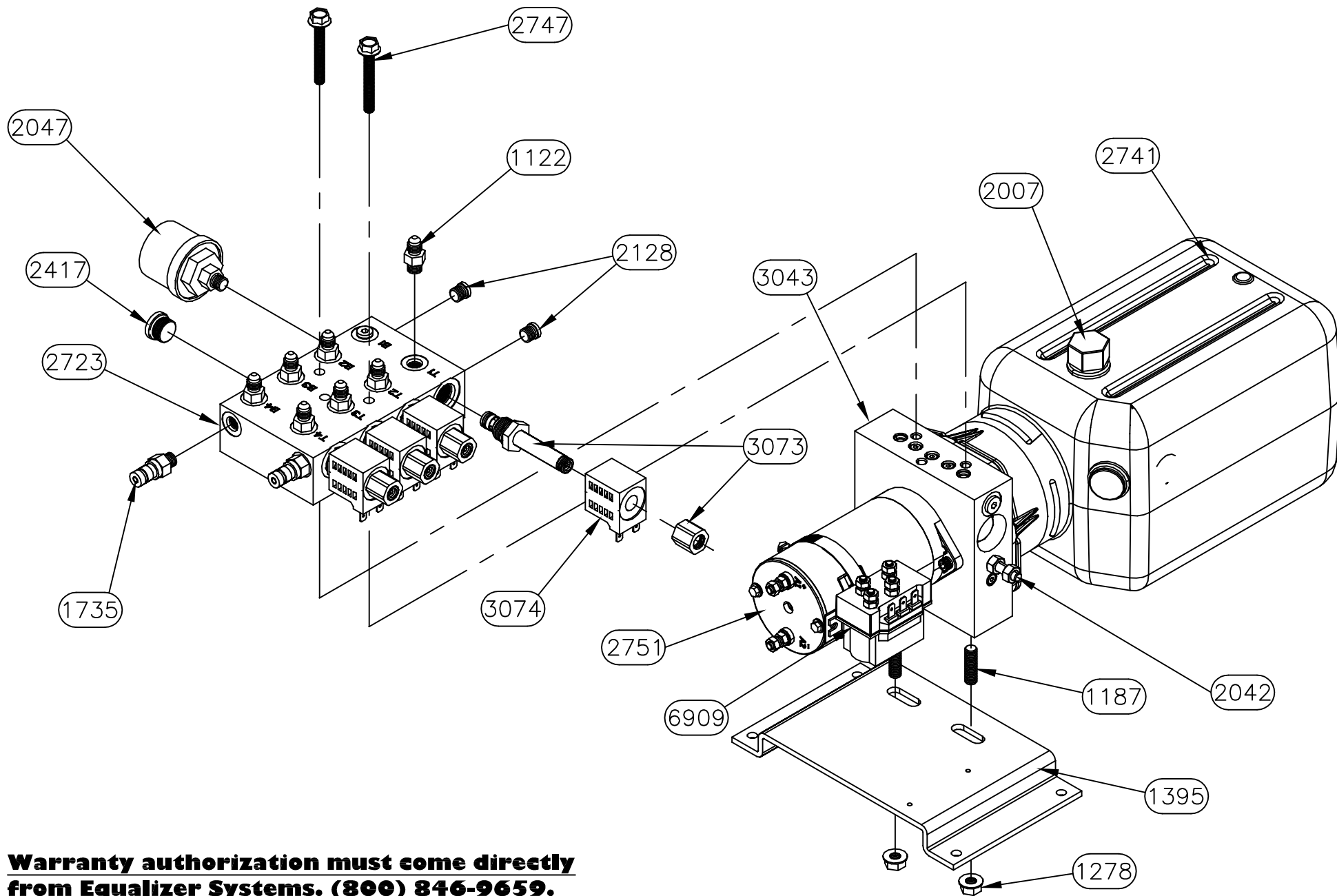
BY: DATE:

UNLESS OTHERWISE  
SPECIFIED:  
TOLERANCES:  
.XXX ± 0.010  
.XX ± 0.010  
.X ± 0.030  
ANG. ± 1/2"  
REMOVE ALL BURRS AND  
SHARP EDGES .015 MAX

TITLE  
4 FUNCTION PUMP USED ON:  
4 POINT AUTOLEVEL SYSTEMS

SIZE A	SCALE 1: 1	MATERIAL
DRW BY: SJ	DATE: 10/10/13	PART NAME: PUMP & MAN 4 FUNC BIROT 3 IN-FRD
APP'D BY -	DATE: -	PAGE: 1 OF 2
		DWG NO.: P7801
		REV: -

NOTICE - This drawing, including principles of design, is the property of Days Corporation, Elkhart, Indiana, with the agreement that it is not to be reproduced, copied, or loaned in any manner that may constitute a detriment directly or indirectly to Days Corporation. Acceptance of this will be construed as an agreement of the above.



**Warranty authorization must come directly from Equalizer Systems. (800) 846-9659.**

*Equalizer*

55169 COUNTY ROAD 3  
ELKHART, IN 46515

NOTICE - This drawing, including principles of design, is the property of Days Corporation, Elkhart, Indiana, with the agreement that it is not to be reproduced, copied, or loaned in any manner that may constitute a detriment directly or indirectly to Days Corporation. Acceptance of this will be construed as an agreement of the above.

#	REVISIONS	BY:	DATE:

UNLESS OTHERWISE SPECIFIED:  
TOLERANCES:  
.XXX ± 0.010  
.XX ± 0.010  
.X ± 0.030  
ANG. ± 1/2"  
REMOVE ALL BURRS AND SHARP EDGES .015 MAX

TITLE			USED ON:		
4 FUNCTION PUMP			4 POINT AUTOLEVEL SYSTEMS		
SIZE	SCALE	MATERIAL			
A	1: 1				
DRW BY:	DATE:	PART NAME:			
SJ	10/10/13	PUMP & MAN 4 FUNC BIROT 3 IN-FRD			
APP'D BY	DATE:	PAGE:	DWG NO.:	REV:	
—	—	2 OF 2	P7801	—	

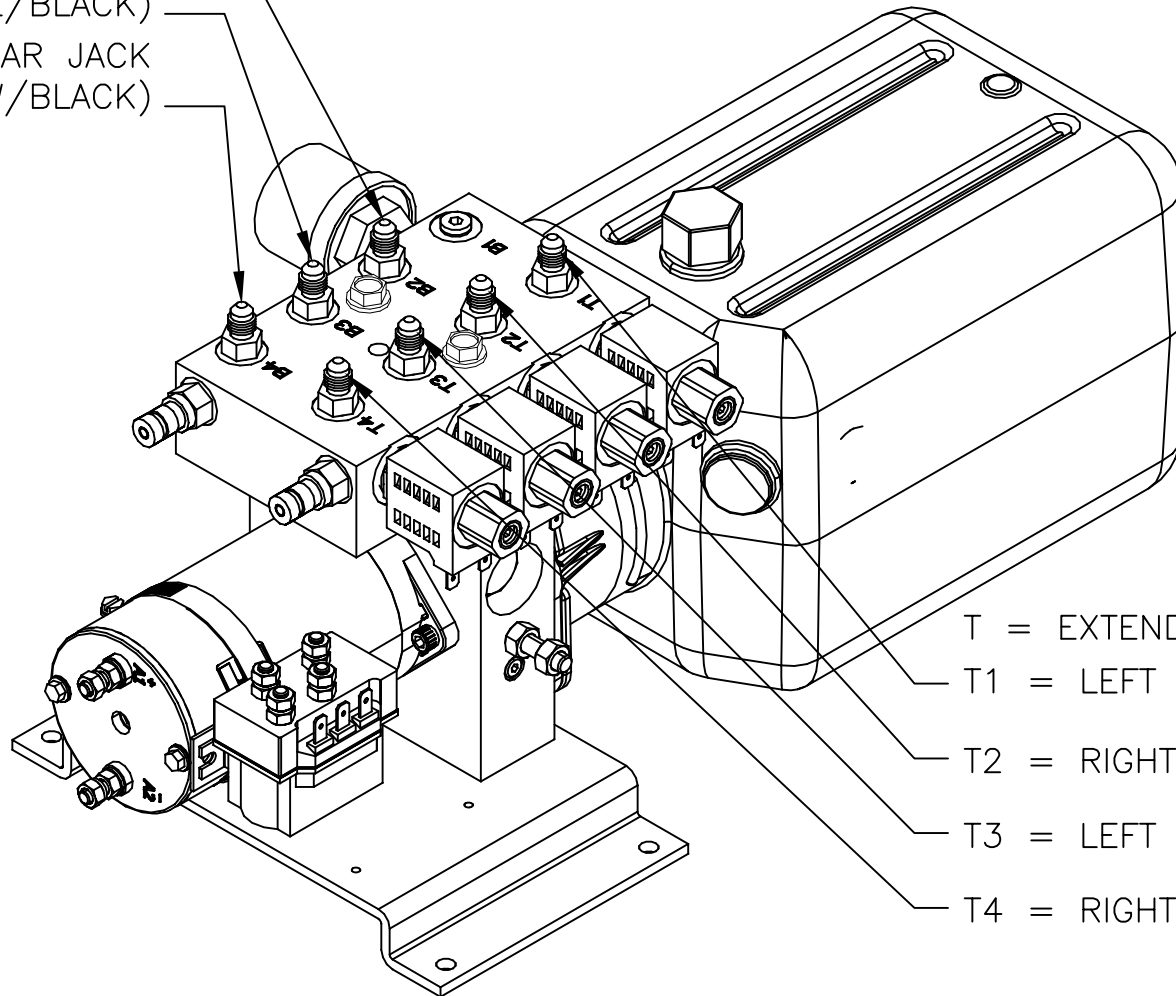
# HYDRAULIC HOSE CONNECTIONS 7801 PUMP

B = RETRACT FUNCTION

B2 = RIGHT FRONT JACK  
(WHITE/BLACK)

B3 = LEFT REAR JACK  
(ORANGE/BLACK)

B4 = RIGHT REAR JACK  
(YELLOW/BLACK)



T = EXTEND FUNCTION

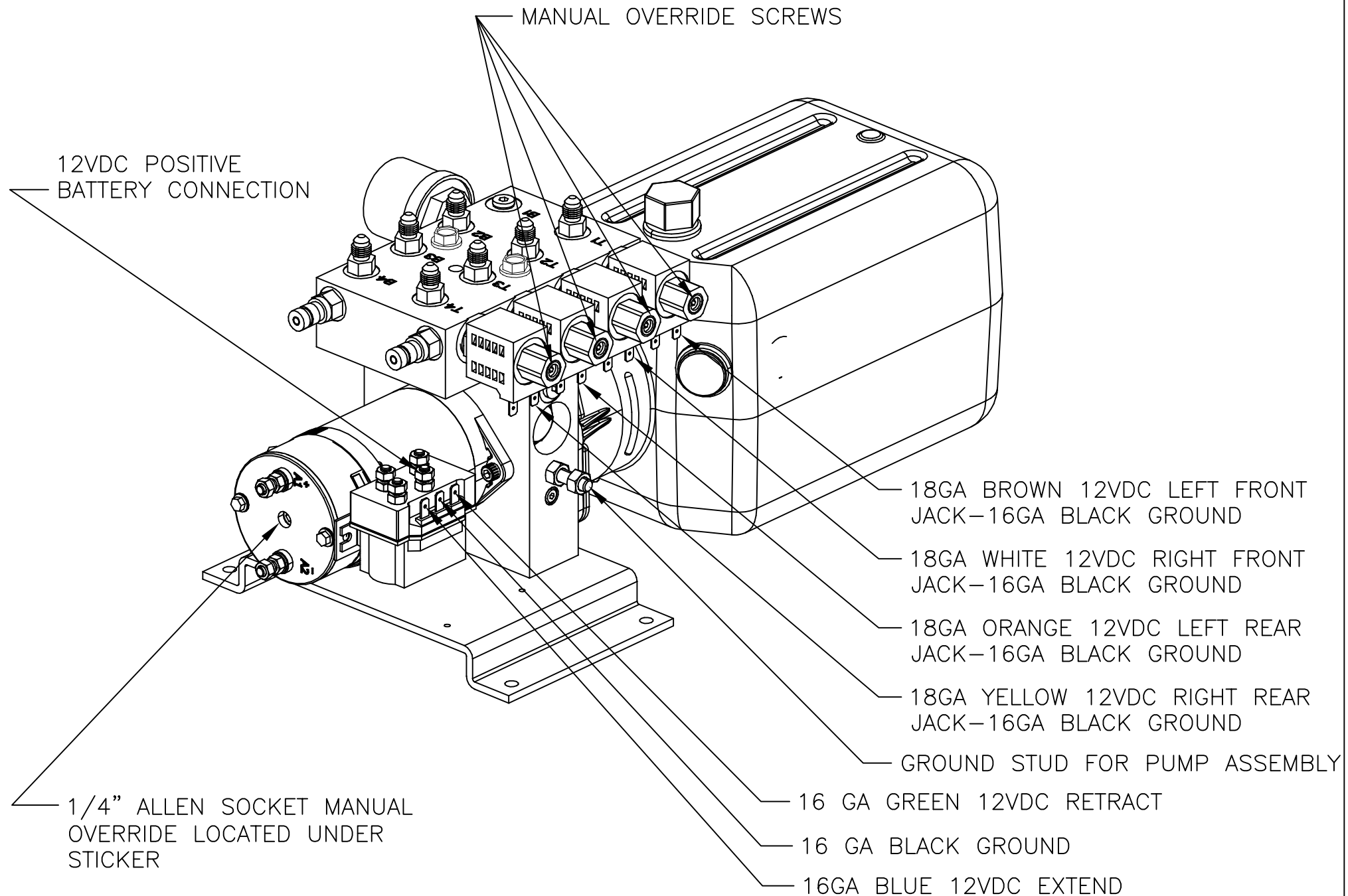
T1 = LEFT FRONT JACK (BROWN)

T2 = RIGHT FRONT JACK (WHITE)

T3 = LEFT REAR JACK (ORANGE)

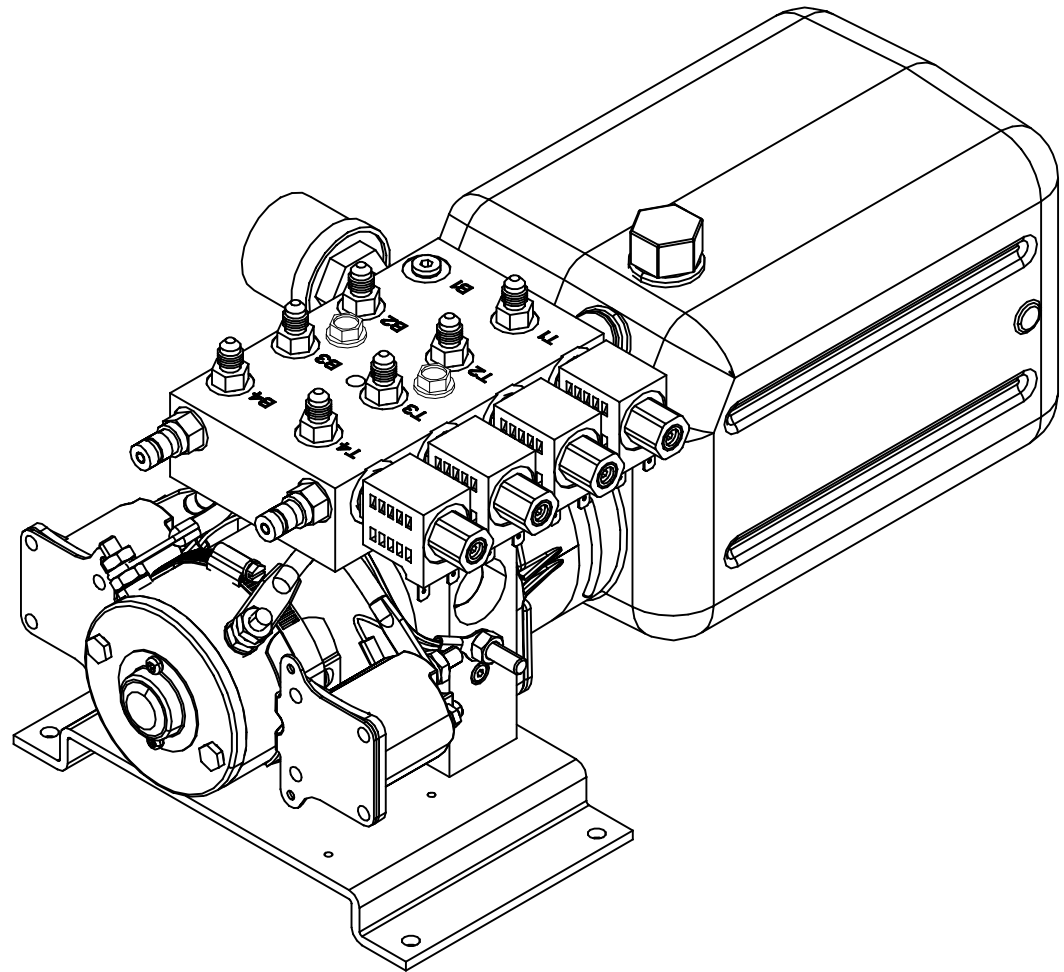
T4 = RIGHT REAR JACK (YELLOW)

# 7801 PUMP WIRING



## PARTS LIST

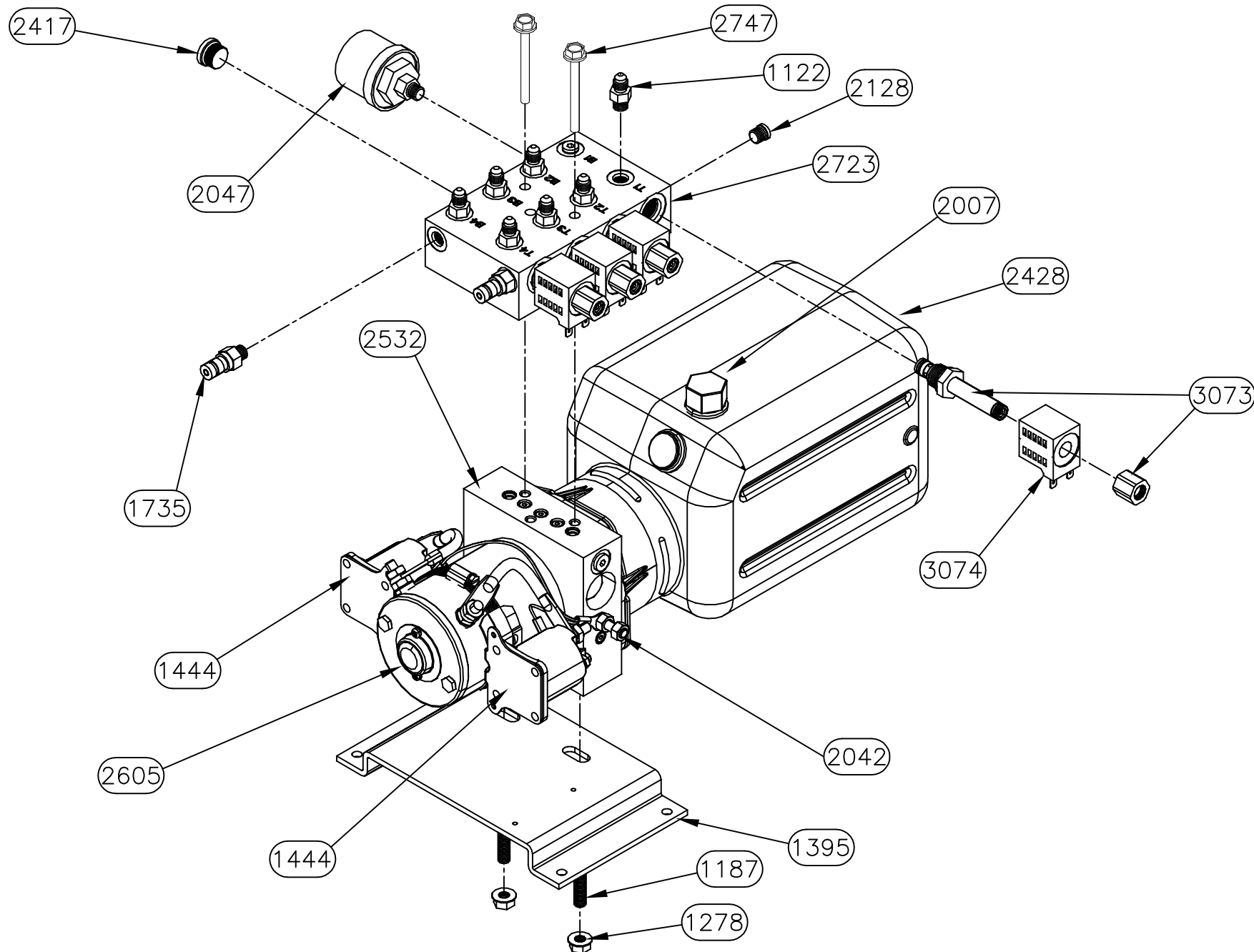
PART#	DESCRIPTION	QUAN
1122	FITTING-#4 OR MALE X #4 JIC	7
1187	SCREW-3/8-16 X 1 1/4 CUP PT SSS	2
1278	NUT-3/8 FLANGE	2
1395	PLATE-PUMP MOUNT-CQ	1
1735	FITTING-DF04-1/4 DIAG. TIP	2
2042	NUT-5/16-18 HEX ZINC	1
2047	SWITCH-PRESSURE SWITCH 1200 PSI	1
2128	PLUG-#4 SOCKET HEAD O-RING	3
2417	PLUG-SOCKET HEAD #8 O-RING	1
2532	PUMP-BIROTATE MTE 6 QT.	1
2723	MANIFOLD-BIROT 4 FUNC. COMPACT	1
2747	SCREW-5/16-18 X 2 1/4 FLANGE	2
3073	VALVE-DELTROL	4
3074	COIL-DELTROL	4
6572	HARNESS, 10" POWER AND GROUND FEED	1
6648BR	HARNESS, 4 FUNC PUMP GROUND BIROT	1
6791BR	HARNESS, PUMP 4 FUNC BR 9 PIN	1
1444	SOLENOID-HD PLTD	2
2007	CAP-MTE BREATHER	1
2428	RESERVOIR-MTE 6QT.-2015, 2532	1
2605	MOTOR-MTE BIROT	1



NOTE:  
PARTS 1444, 2007, 2428, & 2605 ARE  
INCLUDED IN PART 2532 AS AN ASSEMBLY  
PARTS 6572, 6648BR, & 6791BR ARE NOT  
SHOWN

**Warranty authorization must come directly  
from Equalizer Systems. (800) 846-9659.**

<b>Equalizer</b> 55169 COUNTY ROAD 3 ELKHART, IN 46515  NOTICE - This drawing, including principles of design, is the property of Days Corporation, Elkhart, Indiana, with the agreement that it is not to be reproduced, copied, or loaned in any manner that may constitute a detriment directly or indirectly to Days Corporation. Acceptance of this will be construed as an agreement of the above.	#	REVISIONS	BY:	DATE:	UNLESS OTHERWISE SPECIFIED: TOLERANCES: .XXX ± 0.010 .XX ± 0.010 .X ± 0.030 ANG. ± 1/2"	TITLE 4 FUNC. BIROT. PUMP ASSEMBLY	USED ON: FOREST RIVER
					REMOVE ALL BURRS AND SHARP EDGES .015 MAX	SIZE SCALE MATERIAL A 1:1 AS	NOTED
						DRW BY: SJ	DATE: 9/10/14
						APP'D BY: -	DATE: -
							PART NAME: PUMP & MAN 4 FUNC BR MOS FRD
						PAGE: 1 OF 3	DWG NO.: P7931
							REV: -



*Equalizer*

55169 COUNTY ROAD 3  
ELKHART, IN 46515

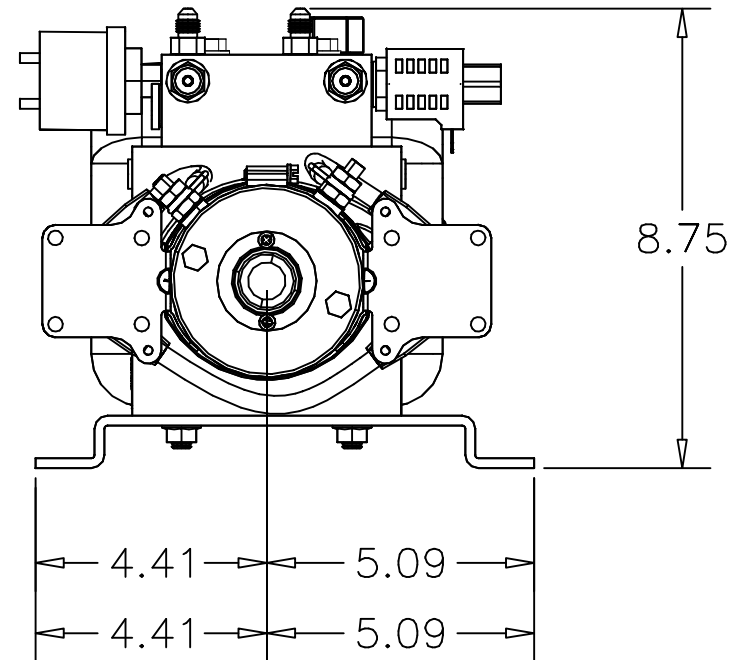
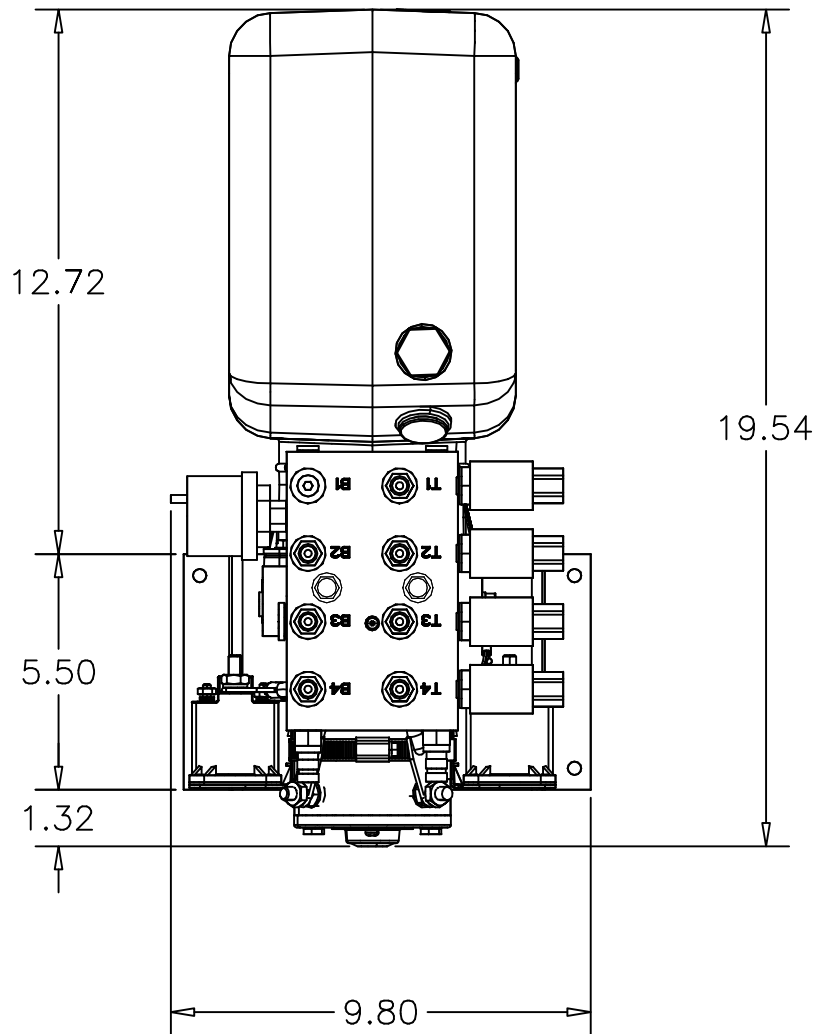
NOTICE - This drawing, including principles of design, is the property of Days Corporation, Elkhart, Indiana, with the agreement that it is not to be reproduced, copied, or loaned in any manner that may constitute a detriment directly or indirectly to Days Corporation. Acceptance of this will be construed as an agreement of the above.

#	REVISIONS	BY:	DATE:

UNLESS OTHERWISE  
SPECIFIED:  
TOLERANCES:  
.XXX ± 0.010  
.XX ± 0.010  
.X ± 0.030  
ANG. ± 1/2"  
REMOVE ALL BURRS AND  
SHARP EDGES .015 MAX

TITLE 4 FUNC. BIROT. PUMP ASSEMBLY			USED ON: FOREST RIVER		
SIZE A	SCALE 1: 1	MATERIAL AS	NOTED		
DRW BY: SJ	DATE: 9/10/14	PART NAME: PUMP & MAN 4 FUNC BR MOS FRD			
APP'D BY —	DATE: —	PAGE: 2 OF 3	DWG NO.: P7931	REV: —	





*Equalizer*

55169 COUNTY ROAD 3  
ELKHART, IN 46515

NOTICE - This drawing, including principles of design, is the property of Days Corporation, Elkhart, Indiana, with the agreement that it is not to be reproduced, copied, or loaned in any manner that may constitute a detriment directly or indirectly to Days Corporation. Acceptance of this will be construed as an agreement of the above.

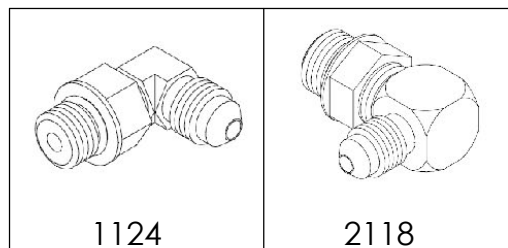
#	REVISIONS	BY:	DATE:

UNLESS OTHERWISE SPECIFIED: TOLERANCES: .XXX ± 0.010 .XX ± 0.010 .X ± 0.030 ANG. ± 1/2"			TITLE 4 FUNC. BIROT. PUMP ASSEMBLY		USED ON: FOREST RIVER	
REMOVE ALL BURRS AND SHARP EDGES .015 MAX			SIZE A	SCALE 1:1	MATERIAL AS	
			DRW BY: SJ	DATE: 9/10/14	PART NAME: PUMP & MAN 4 FUNC BR MOS FRD	
			APP'D BY -	DATE: -	PAGE: 3 OF 3	DWG NO.: P7931
					REV:	-

2

1

ITEM	PART #	DESCRIPTION	QUANTITY	COLOR CODE	LOCATION
1	2484	HOSE, 34'	1	BROWN	PUMP PORT T1 TO TOP OF DS FRONT JACK
2	2486	HOSE, 36'	1	BROWN STRIPE	PUMP PORT B1 TO BOTTOM OF DS FRONT JACK
3	2486	HOSE, 36'	1	WHITE	PUMP PORT T2 TO TOP OF PS FRONT JACK
4	2465	HOSE 10'	1	BROWN STRIPE/WHITE STRIPE	BOTTOM OF DS FRONT JACK TO BOTTOM OF PS FRONT JACK
5	2467	HOSE, 12'	1	YELLOW	PUMP PORT T4 TO TOP OF PS REAR JACK
6	2469	HOSE, 14'	1	YELLOW STRIPE	PUMP PORT B4 TO BOTTOM OF PS REAR JACK
7	2465	HOSE, 10'	1	ORANGE	PUMP PORT T3 TO TOP OF DS REAR JACK
8	2467	HOSE, 12'	1	ORANGE STRIPE	PUMP PORT B3 TO BOTTOM OF DS REAR JACK
9	2527	HOSE, 30'	1	GREEN	PUMP PORT T5 TO ROOM 1, REAR OF SLIDE CYL
10	2527	HOSE, 30'	1	GREEN STRIPE	PUMP PORT B5 TO ROOM 1, FRONT OF SLIDE CYL
11	2527	HOSE, 30'	1	PURPLE	PUMP PORT T6 TO ROOM 4, REAR OF SLIDE CYL
12	2527	HOSE, 30'	1	PURPLE STRIPE	PUMP PORT B6 TO ROOM 4, FRONT OF SLIDE CYL



13	1124	FITTING - #4 JIC X #4 OR MALE 90	5		2 ON DS FRONT BOTTOM. 1 ON THE BOTTOM OF EVERY OTHER JACK
14	2118	FITTING- RESTRICTOR #6 OR X #4 JIC 90	4		TOP OF EACH JACK

REV.	REVISIONS	DATE:	BY:	<b>EQUALIZER</b> <b>SYSTEMS</b> <small>FLOW CONTROL</small>	TITLE: HOSE KIT	USED ON: FOREST RIVER DIESEL BERKSHIRE XL 40D
				SIZE: A    SCALE: 1:4    MATERIAL:		
				DRAWN BY: GSG    DATE: 3/25/2021    PART NAME: HOSE KIT-8431E & 8431F		
				APP'D BY:    DATE:    PAGE: 1 OF 3    DWG NO: 7423A    REV:		

2

1

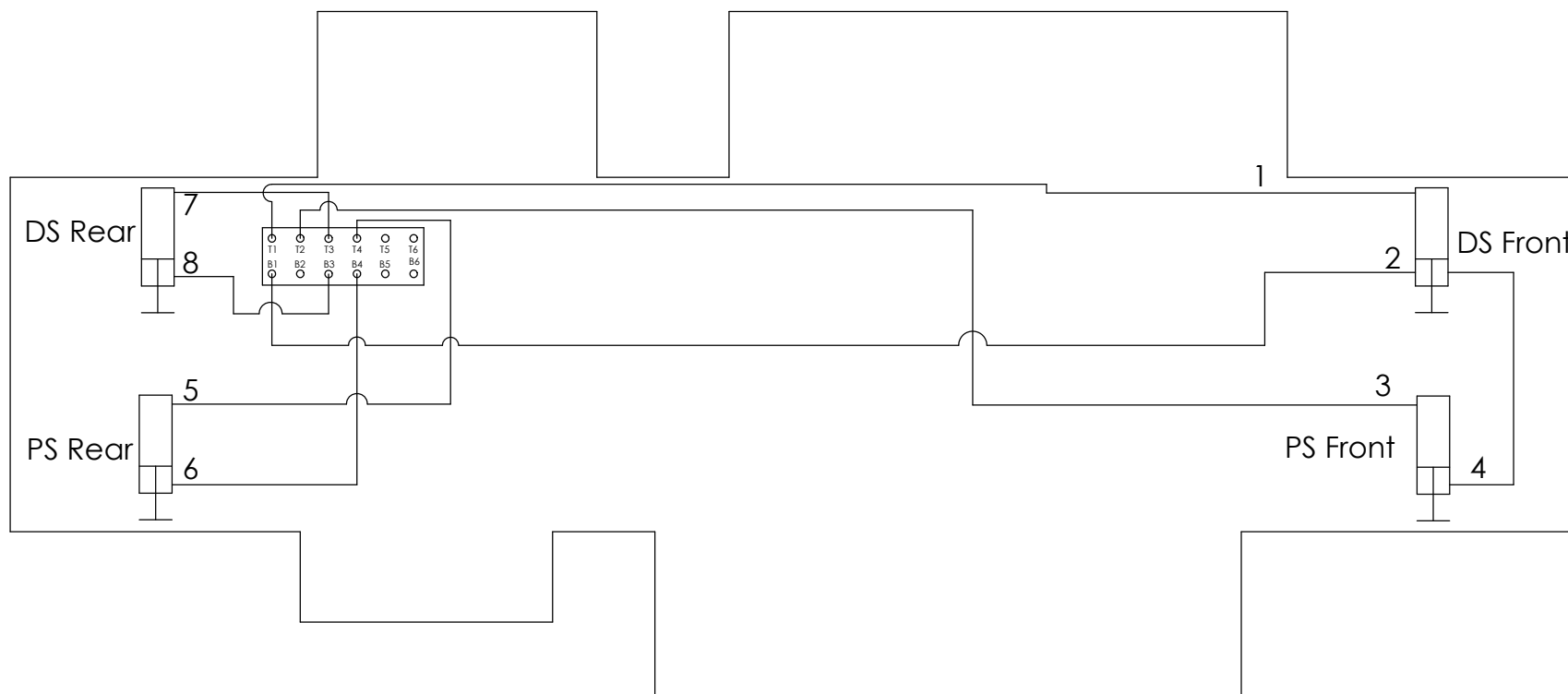
2

1

Driver's Side

B

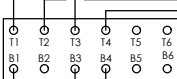
B



DS Rear

7

8



1

2

DS Front

3

PS Front

4

PS Rear

5

6

Passenger Side

A

A

2

1

**EQUALIZER**  
**SYSTEMS**  
ALWAYS USE HOSE

THE INFORMATION CONTAINED IN THIS  
DRAWING IS THE SOLE PROPERTY OF  
DAYS CORPORATION, ELKHART, IN. ANY  
REPRODUCTION IN PART OR AS A WHOLE  
WITHOUT THE WRITTEN PERMISSION OF  
DAYS CORPORATION, ELKHART, IN, IS  
PROHIBITED.

TITLE: HOSE KIT

USED ON: FOREST RIVER DIESEL BERKSHIRE XL 40D

SIZE: A

SCALE: 1:4

MATERIAL:

DRAWN BY: GSG

DATE: 3/25/2021

PART NAME: HOSE KIT-8431E &amp; 8431F

APP'D BY:

DATE:

PAGE: 2 OF 3

DWG NO: 7423A

REV:

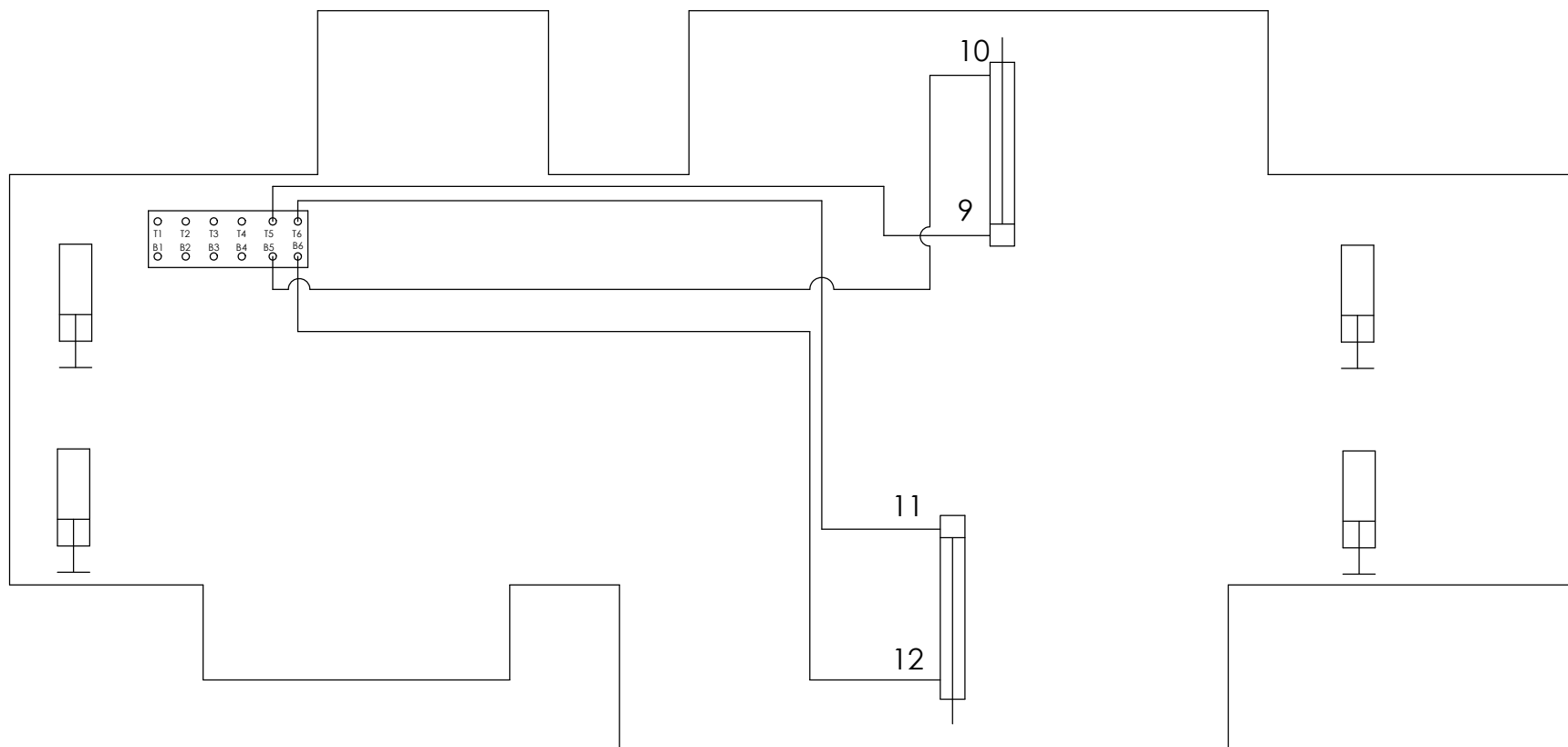
2

1

Driver's Side

B

B



Passenger Side

A

A

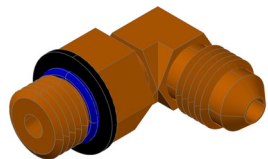
2

1

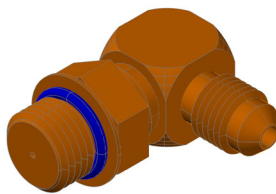
<b>EQUALIZER</b> <b>SYSTEMS</b> <small>ALWAYS USE HOSE</small>		TITLE: HOSE KIT		USED ON: FOREST RIVER DIESEL BERKSHIRE XL 40D	
		SIZE: A	SCALE: 1:4	MATERIAL:	
<small>THE INFORMATION CONTAINED IN THIS DRAWING IS THE SOLE PROPERTY OF DAYS CORPORATION, ELKHART, IN. ANY REPRODUCTION IN PART OR AS A WHOLE WITHOUT THE WRITTEN PERMISSION OF DAYS CORPORATION, ELKHART, IN. IS PROHIBITED.</small>		DRAWN BY: GSG		DATE: 3/25/2021	
		APP'D BY:		DATE:	
		PART NAME: HOSE KIT-8431E & 8431F		PAGE: 3 OF 3	
				DWG NO: 7423A	

## 7423B PARTS LIST

ITEM	PART#	DESCRIPTION	QUAN	COLOR CODE	LOCATION
1	2461	HOSE-6'	1	YELLOW SOLID	PUMP PORT T4 TO TOP OF RR JACK
2	2463	HOSE-8'	1	YELLOW STRIPE	PUMP PORT B4 TO BOTTOM OF RR JACK
3	2463	HOSE-8'	1	ORANGE SOLID	PUMP PORT T3 TO TOP OF LR JACK
4	2465	HOSE-10'	1	ORANGE STRIPE	PUMP PORT B3 TO BOTTOM OF LR JACK
5	2465	HOSE-10'	1	BROWN STRIPE/WHITE STRIPE	BOTTOM OF LF JACK TO BOTTOM OF RF JACK
6	2527	HOSE-30'	1	BROWN STRIPE	PUMP PORT B1 TO BOTTOM OF LF JACK
7	2535	HOSE-28'	1	BROWN SOLID	PUMP PORT T1 TO TOP OF LF JACK
8	2478	HOSE-24'	1	WHITE SOLID	PUMP PORT T2 TO TOP OF RF JACK
9	2476	HOSE-22'	1	PURPLE SOLID	PUMP PORT T6 TO CLOSED END OF SLIDE CYL #2
10	2476	HOSE-22'	1	PURPLE STRIPE	PUMP PORT B6 TO ROD END OF SLIDE CYL #2
11	3018	HOSE-26'	1	GREEN SOLID	PUMP PORT T5 TO CLOSED END OF SLIDE CYL #1
12	3018	HOSE-26'	1	GREEN STRIPE	PUMP PORT B5 TO ROD END OF SLIDE CYL #1



1124



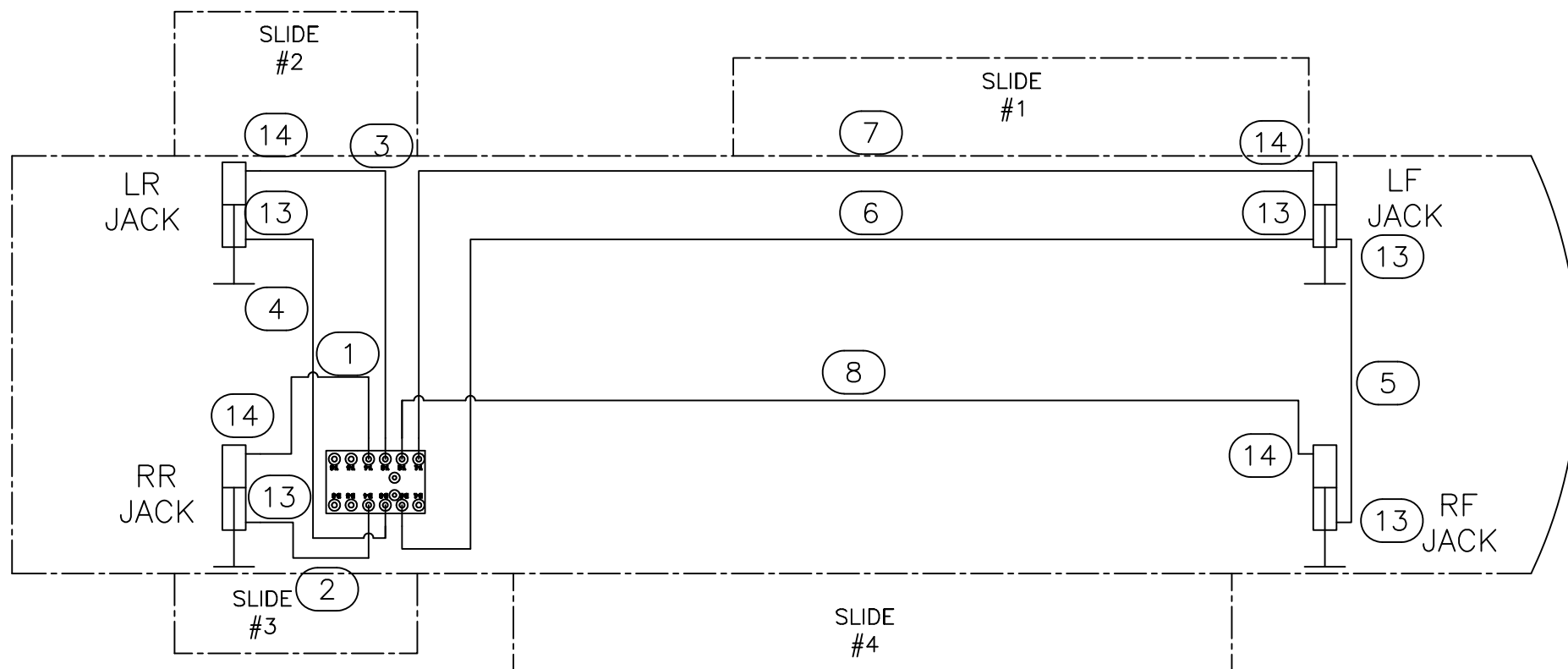
2118

**Warranty authorization must come directly from Equalizer Systems. (800) 846-9659.**

## REQUIRED JACK FITTINGS

13	1124	FITTING-#4 JIC X #4 OR MALE 90	6	-	BOTTOM OF EACH JACK
14	1190	FITTING-RESTRICTOR #6 OR X #4 JIC 90	4	-	TOP OF ALL JACKS

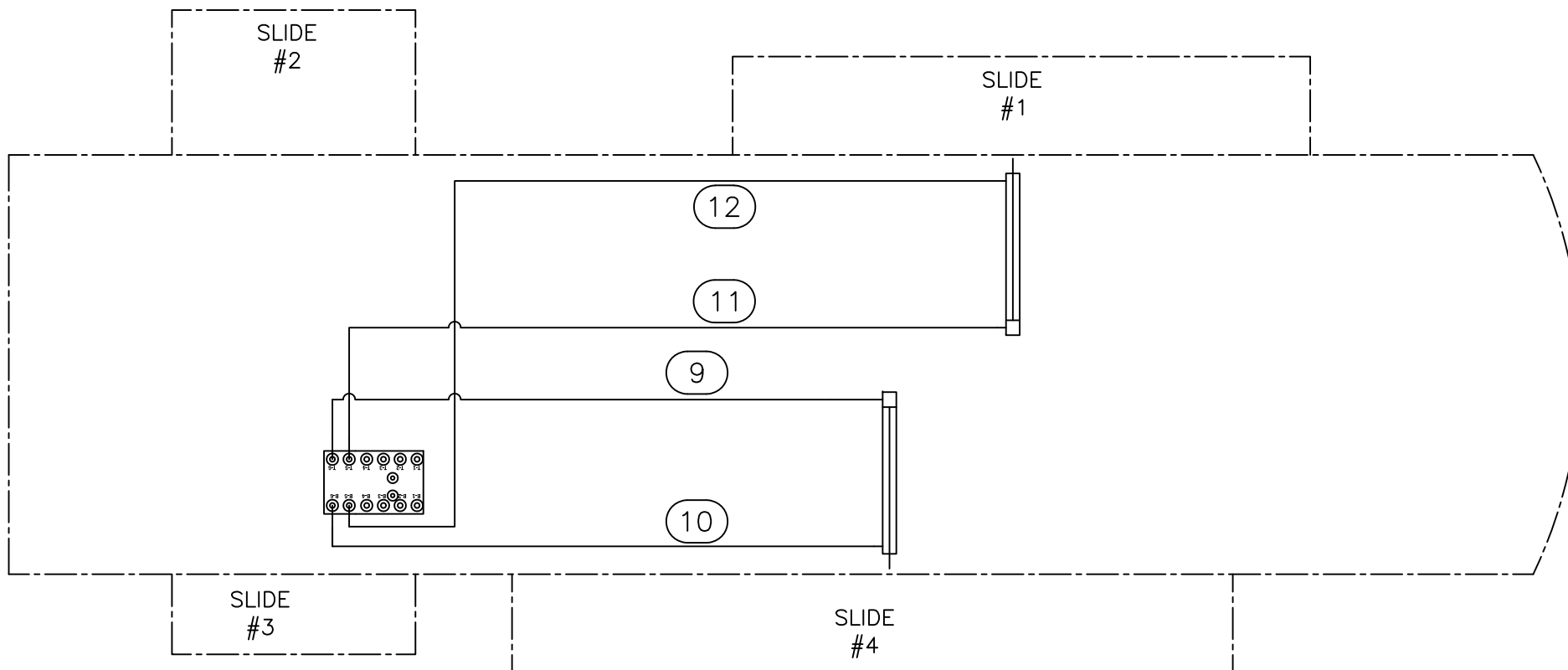
<div>EQ</div> <div>SYSTEMS</div> <div>19300 GRANGE STREET</div> <div>CASSOPOLIS, MI 49031</div>	#	REVISIONS	BY:	DATE:	<div>UNLESS OTHERWISE SPECIFIED:</div> <div>TOLERANCES:</div> <div>.XXX ± 0.010</div> <div>.XX ± 0.010</div> <div>.X ± 0.030</div> <div>ANG. ± 1/2'</div> <div>REMOVE ALL BURRS AND SHARP EDGES .015 MAX</div>	TITLE		USED ON:		
						JACKS AND SLIDES HOSE KIT		FOREST RIVER BERKSHIRE XLT		
						SIZE	SCALE	MATERIAL		
						A	1: 1	AS	NOTED	
						DRW BY:	DATE:	PART NAME:		
<div>NOTICE – This drawing, including principles of design, is the property of EQ United, Elkhart, Indiana, with the agreement that it is not to be reproduced, copied, or loaned in any manner that may constitute a detriment directly or indirectly to EQ United Corporation. Acceptance of this will be construed as an agreement of the above.</div>						SJ	7/11/22	HOSE KIT-8431F-FRD		
						APP'D BY	DATE:	PAGE:	DWG NO.:	REV:
						—	—	1 of 3	7423B	—



## JACK PLUMBING

**Warranty authorization must come directly from Equalizer Systems. (800) 846-9659.**

<div>EQ</div> <div>SYSTEMS</div>	19300 GRANGE STREET CASSOPOLIS, MI 49031		#	REVISIONS	BY:	DATE:	UNLESS OTHERWISE SPECIFIED: TOLERANCES: .XXX ± 0.010 .XX ± 0.010 .X ± 0.030 ANG. ± 1/2'  REMOVE ALL BURRS AND SHARP EDGES .015 MAX	TITLE JACKS AND SLIDES HOSE KIT		USED ON: FOREST RIVER BERKSHIRE XLT		
	NOTICE – This drawing, including principles of design, is the property of EQ United, Elkhart, Indiana, with the agreement that it is not to be reproduced, copied, or loaned in any manner that may constitute a detriment directly or indirectly to EQ United Corporation. Acceptance of this will be construed as an agreement of the above.							SIZE SCALE MATERIAL A 1: 1AS		NOTED		
			DRW BY: SJ		DATE: 7/11/22			PART NAME: HOSE KIT-8431F-FRD				
			APP'D BY		DATE:			PAGE: 2 of 3		DWG NO.: 7423B		REV: -



## SLIDE CYLINDER PLUMBING

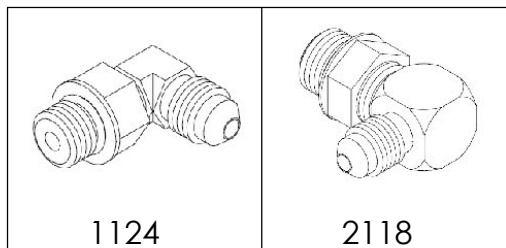
**Warranty authorization must come directly from Equalizer Systems. (800) 846-9659.**

<b>EQ</b> SYSTEMS 19300 GRANGE STREET CASSOPOLIS, MI 49031	#	REVISIONS	BY:	DATE:	UNLESS OTHERWISE SPECIFIED: TOLERANCES: .XXX ± 0.010 .XX ± 0.010 .X ± 0.030 ANG. ± 1/2° REMOVE ALL BURRS AND SHARP EDGES .015 MAX	TITLE JACKS AND SLIDES HOSE KIT		USED ON: FOREST RIVER BERKSHIRE XLT	
						SIZE A 1: 1	SCALE AS	MATERIAL NOTED	
NOTICE - This drawing, including principles of design, is the property of EQ United, Elkhart, Indiana, with the agreement that it is not to be reproduced, copied, or loaned in any manner that may constitute a detriment directly or indirectly to EQ United Corporation. Acceptance of this will be construed as an agreement of the above.						DRW BY: SJ	DATE: 7/11/22	PART NAME: HOSE KIT-8431F-FRD	
						APP'D BY: -	DATE: -	PAGE: 3 of 3	DWG NO.: 7423B
									REV: -

2

1

ITEM	PART #	DESCRIPTION	QUANTITY	COLOR CODE	LOCATION
1	2527	HOSE, 30'	1	BROWN	PUMP PORT T1 TO DS FRONT JACK TOP
2	2482	HOSE, 32'	1	BROWN STRIPE	PUMP PORT B1 TO DS FRONT JACK BOTTOM
3	2482	HOSE, 32'	1	WHITE	PUMP PORT T2 PS FRONT TOP
4	2465	HOSE 10'	1	BROWN STRIPE/WHITE STRIPE	DS FRONT JACK BOTTOM, PS FRONT JACK BOTTOM
5	2467	HOSE, 12'	1	YELLOW	PUMP PORT T4 TO PS REAR JACK TOP
6	2469	HOSE, 14'	1	YELLOW STRIPE	PUMP PORT B4 TO PS REAR JACK BOTTOM
7	2465	HOSE, 10'	1	ORANGE	PUMP PORT T3 TO DS REAR JACK TOP
8	2467	HOSE, 12'	1	ORANGE STRIPE	PUMP PORT B3 TO DS REAR JACK BOTTOM
9	2535	HOSE, 28'	1	GREEN	PUMP PORT T5 TO ROOM 1 REAR OF SLIDE CYL
10	2535	HOSE, 28'	1	GREEN STRIPE	PUMP PORT B5 TO ROOM 1 FRONT OF SLIDE CYL
11	2476	HOSE, 22'	1	PURPLE	PUMP PORT T6 TO DIVIDER BLOCK SYNC CYL
12	2476	HOSE, 22'	1	PURPLE STRIPE	PUMP PORT B6 TO REAR OF SYNC CYL
13	2469	HOSE, 14'	2	PURPLE STRIPE (2 STICKERS)	SYNC CYL TO FRONT OF SLIDE CYLINDERS
14	2469	HOSE, 14'	2	PURPLE (2 STICKERS)	SYNC CYL DIVIDER BLOCK TO REAR OF SLIDE CYLINDERS



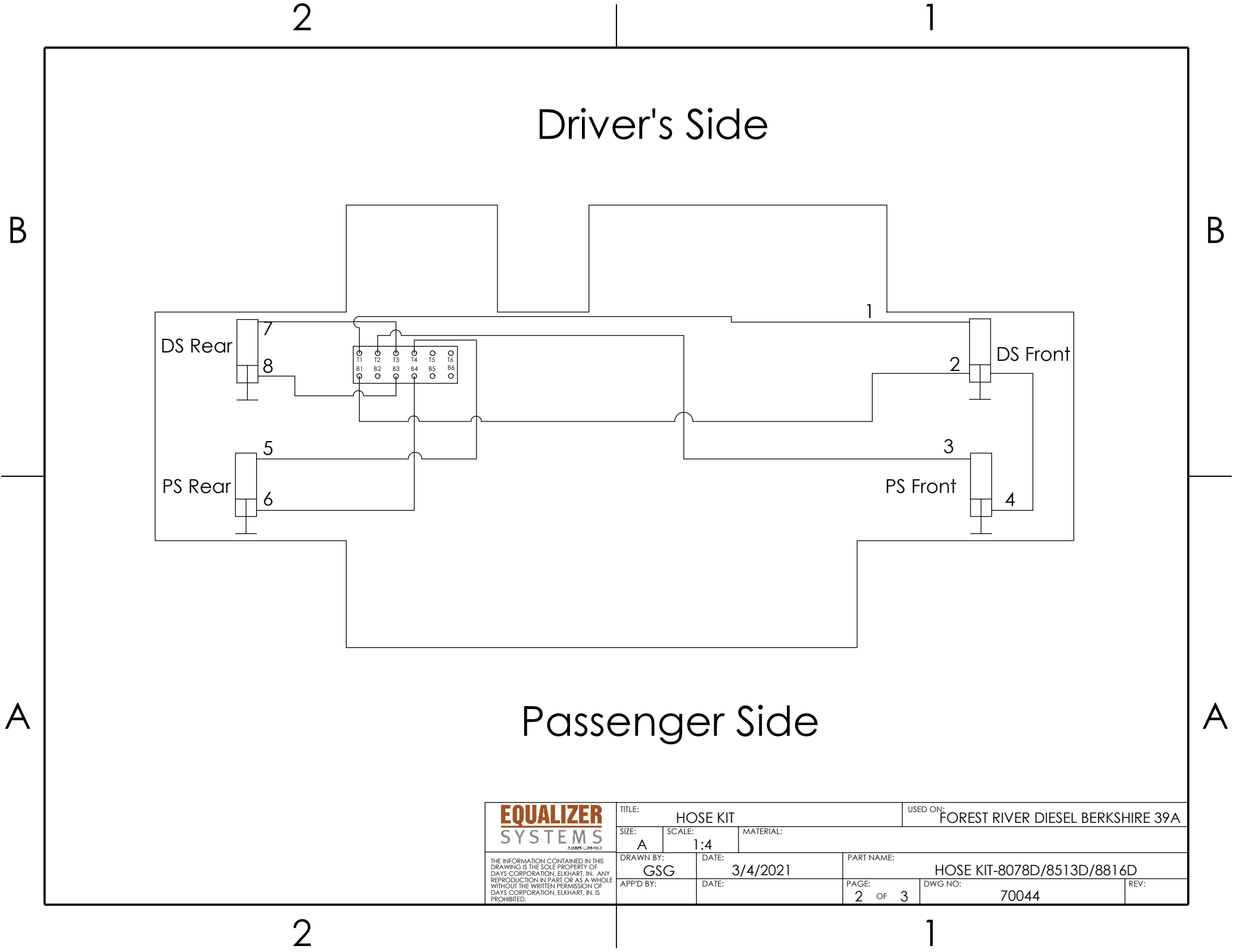
15	1124	FITTING - #4 JIC X #4 OR MALE 90	5		2 ON DS FRONT BOTTOM. 1 ON THE BOTTOM OF EVERY OTHER JACK
16	2118	FITTING- RESTRICTOR #6 OR X #4 JIC 90	4		TOP OF EACH JACK

REV.	REVISIONS	DATE:	BY:	<b>EQUALIZER SYSTEMS</b> <small>ALWAYS USE PROPER</small> THE INFORMATION CONTAINED IN THIS DRAWING IS THE SOLE PROPERTY OF DAYS CORPORATION, ELKHART, IN. ANY REPRODUCTION IN PART OR AS A WHOLE WITHOUT THE WRITTEN PERMISSION OF DAYS CORPORATION, ELKHART, IN, IS PROHIBITED.	TITLE: HOSE KIT		USED ON: FOREST RIVER DIESEL BERKSHIRE 39A	
					SIZE: A	SCALE: 1:4	MATERIAL:	
					DRAWN BY: GSG	DATE: 3/4/2021	PART NAME: HOSE KIT-8078D/8513D/8816D	
					APP'D BY:	DATE:	PAGE: 1 OF 3	DWG NO: 70044

2

1





THE INFORMATION CONTAINED IN THIS DRAWING IS THE SOLE PROPERTY OF DAYS CORPORATION, ELKHART, IN. ANY REPRODUCTION IN PART OR AS A WHOLE WITHOUT THE WRITTEN PERMISSION OF DAYS CORPORATION, ELKHART, IN, IS PROHIBITED.

TITLE: HOSE KIT			USED ON: FOREST RIVER DIESEL BERKSHIRE 39A		
SIZE: A	SCALE: 1:4	MATERIAL:			
DRAWN BY: GSG		DATE: 3/4/2021		PART NAME: HOSE KIT-8078D/8513D/8816D	
APP'D BY:		DATE:		PAGE: 2 OF 3	DWG NO: 70044
				REV:	

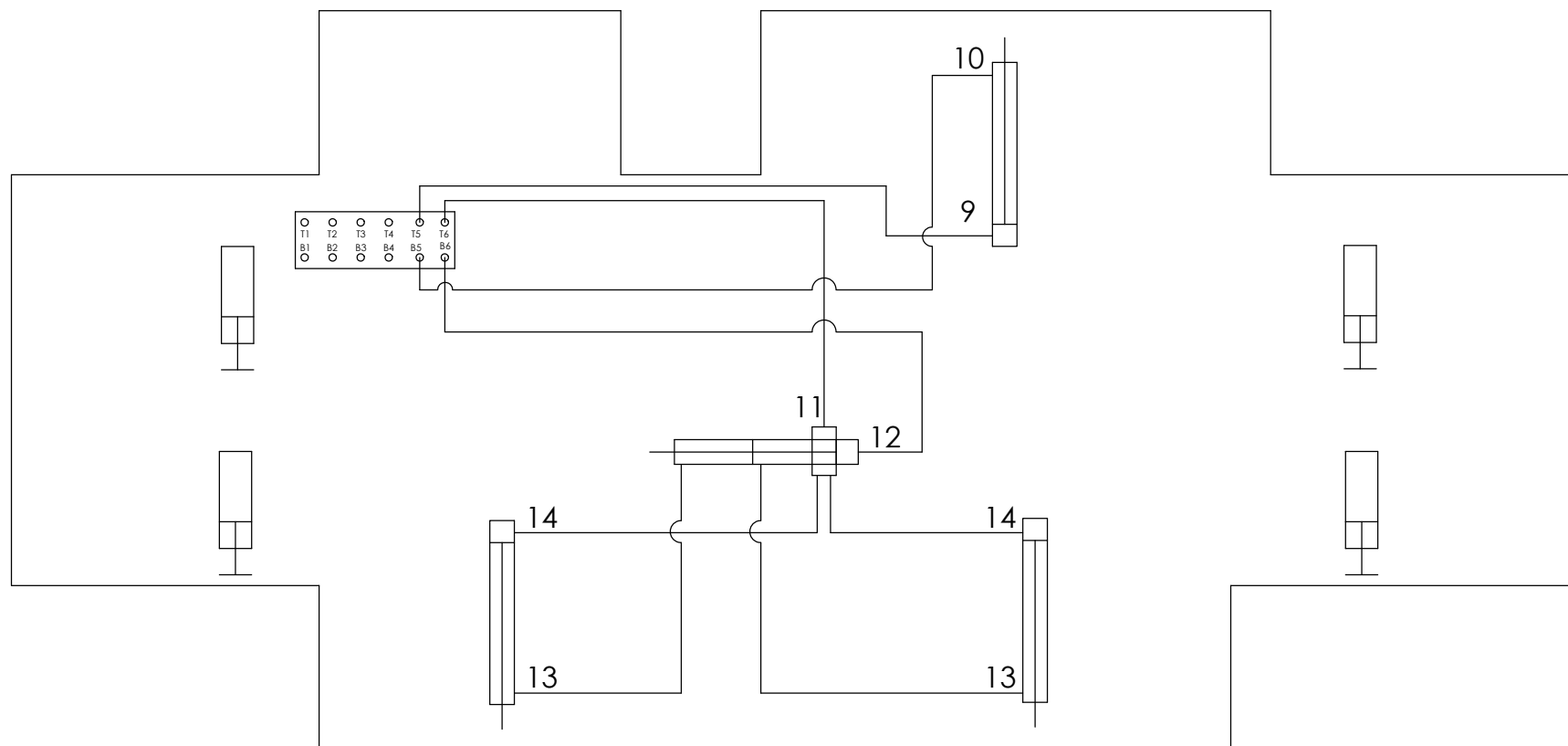
2

1

Driver's Side

B

B



Passenger Side

A

A

2

1

<b>EQUALIZER</b> <b>SYSTEMS</b> <small>ALWAYS USE PRO-HIT</small>	TITLE: HOSE KIT		USED ON: FOREST RIVER DIESEL BERKSHIRE 39A		
	SIZE: A	SCALE: 1:4	MATERIAL:		
	DRAWN BY: GSG		DATE: 3/4/2021	PART NAME: HOSE KIT-8078D/8513D/8816D	
	APP'D BY:		DATE:	PAGE: 3 OF 3	DWG NO: 70044

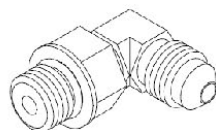
THE INFORMATION CONTAINED IN THIS DRAWING IS THE SOLE PROPERTY OF DAYS CORPORATION, ELKHART, IN. ANY REPRODUCTION IN PART OR AS A WHOLE WITHOUT THE WRITTEN PERMISSION OF DAYS CORPORATION, ELKHART, IN, IS PROHIBITED.

REV:

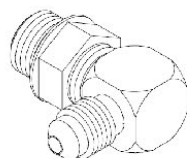
2

1

ITEM	PART #	DESCRIPTION	QUANTITY	COLOR CODE	LOCATION
1	2484	HOSE, 34'	1	BROWN	PUMP PORT T1 TO TOP OF DS FRONT JACK
2	2486	HOSE, 36'	1	BROWN STRIPE	PUMP PORT B1 TO BOTTOM OF DS FRONT JACK
3	2486	HOSE, 36'	1	WHITE	PUMP PORT T2 TO TOP OF PS FRONT JACK
4	2465	HOSE 10'	1	BROWN STRIPE/WHITE STRIPE	BOTTOM OF DS FRONT JACK TO BOTTOM OF PS FRONT JACK
5	2467	HOSE, 12'	1	YELLOW	PUMP PORT T4 TO TOP OF PS REAR JACK
6	2469	HOSE, 14'	1	YELLOW STRIPE	PUMP PORT B4 TO BOTTOM OF PS REAR JACK
7	2465	HOSE, 10'	1	ORANGE	PUMP PORT T3 TO TOP OF DS REAR JACK
8	2467	HOSE, 12'	1	ORANGE STRIPE	PUMP PORT B3 TO BOTTOM OF DS REAR JACK
9	2535	HOSE, 28'	1	GREEN	PUMP PORT T5 TO ROOM 1, REAR OF SLIDE CYL
10	2535	HOSE, 28'	1	GREEN STRIPE	PUMP PORT B5 TO ROOM 1, FRONT OF SLIDE CYL
11	2478	HOSE, 24'	1	PURPLE	PUMP PORT T6 TO DIVIDER BLOCK ON SYNC CYL
12	2478	HOSE, 24'	1	PURPLE STRIPE	PUMP PORT B6 TO REAR OF SYNC CYL
13	2469	HOSE, 14'	2	PURPLE STRIPE (2 STICKERS)	SYNC CYL TO FRONT OF SLIDE CYLINDERS
14	2469	HOSE, 14'	2	PURPLE (2 STICKERS)	SYNC CYL DIVIDER BLOCK TO REAR OF SLIDE CYLINDERS




1124



2118

15	1124	FITTING - #4 JIC X #4 OR MALE 90	5		2 ON DS FRONT BOTTOM. 1 ON THE BOTTOM OF EVERY OTHER JACK
16	2118	FITTING- RESTRICTOR #6 OR X #4 JIC 90	4		TOP OF EACH JACK

REV.	REVISIONS	DATE:	BY:	 <p>THE INFORMATION CONTAINED IN THIS DRAWING IS THE SOLE PROPERTY OF DAYS CORPORATION, ELKHART, IN. ANY REPRODUCTION IN PART OR AS A WHOLE WITHOUT THE WRITTEN PERMISSION OF DAYS CORPORATION, ELKHART, IN, IS PROHIBITED.</p>	TITLE: HOSE KIT		USED ON: FOREST RIVER DIESEL BERKSHIRE XL 40C	
					SIZE: A	SCALE: 1:4	MATERIAL:	
					DRAWN BY: GSG	DATE: 3/25/2021	PART NAME: HOSE KIT-8078E & 8078F	
					APP'D BY:	DATE:	PAGE: 1 OF 3	DWG NO: 70044A

2

1

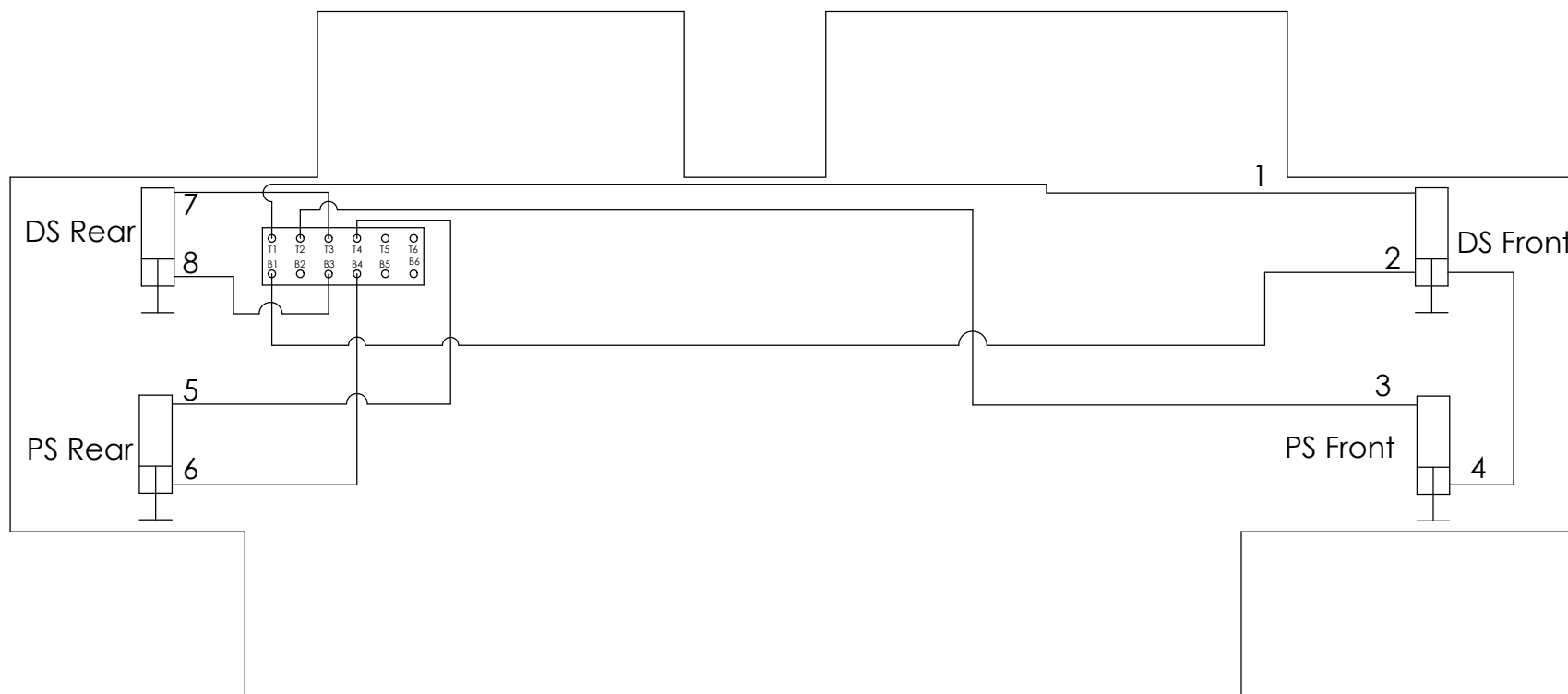
2

1

Driver's Side

B

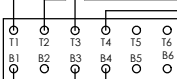
B



DS Rear

7

8



1

2

DS Front

3

PS Front

4

PS Rear

5

6

Passenger Side

A

A

2

1

**EQUALIZER**  
**SYSTEMS**  
ALWAYS CONSULT

THE INFORMATION CONTAINED IN THIS  
 DRAWING IS THE SOLE PROPERTY OF  
 DAYS CORPORATION, ELKHART, IN. ANY  
 REPRODUCTION IN PART OR AS A WHOLE  
 WITHOUT THE WRITTEN PERMISSION OF  
 DAYS CORPORATION, ELKHART, IN, IS  
 PROHIBITED.

TITLE: HOSE KIT

USED ON: FOREST RIVER DIESEL BERKSHIRE XL 40C

SIZE: A

SCALE: 1:4

MATERIAL:

DRAWN BY: GSG

DATE: 3/25/2021

PART NAME: HOSE KIT-8078E &amp; 8078F

APP'D BY:

DATE:

PAGE: 2 OF 3

DWG NO: 70044A

REV:

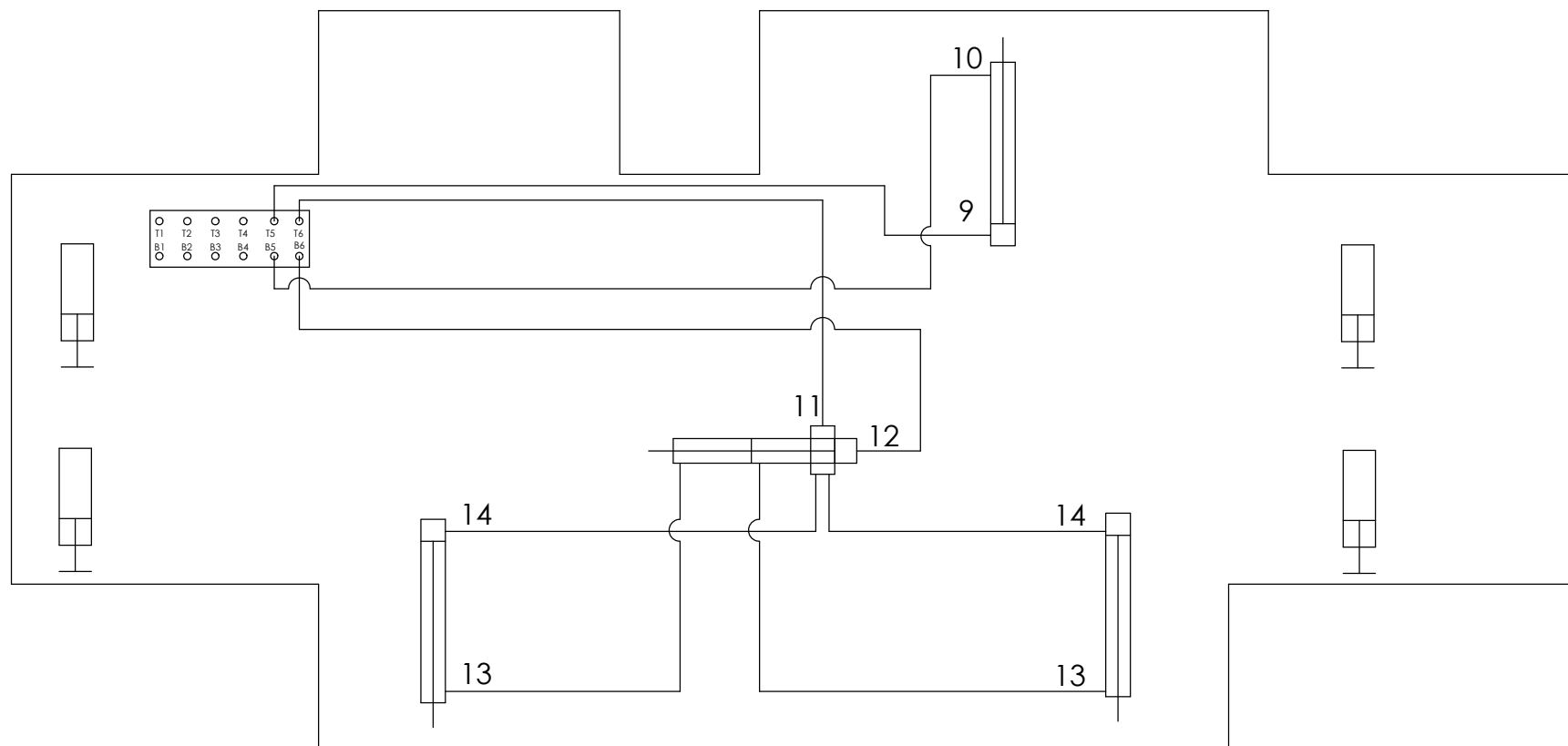
2

1

Driver's Side

B

B



A

A

Passenger Side

<b>EQUALIZER</b> <b>SYSTEMS</b> <small>ALWAYS USE PROPER</small>	TITLE: HOSE KIT		USED ON: FOREST RIVER DIESEL BERKSHIRE XL 40C		
	SIZE: A	SCALE: 1:4	MATERIAL:		
	DRAWN BY: GSG		DATE: 3/25/2021	PART NAME: HOSE KIT-8078E & 8078F	
	APP'D BY:		DATE:	PAGE: 3 OF 3	DWG NO: 70044A

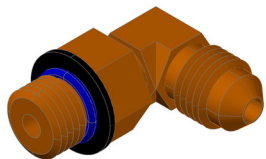
THE INFORMATION CONTAINED IN THIS DRAWING IS THE SOLE PROPERTY OF DAYS CORPORATION, ELKHART, IN. ANY REPRODUCTION IN PART OR AS A WHOLE WITHOUT THE WRITTEN PERMISSION OF DAYS CORPORATION, ELKHART, IN. IS PROHIBITED.

2

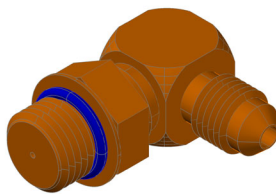
1

## 70044B PARTS LIST

ITEM	PART#	DESCRIPTION	QUAN	COLOR CODE	LOCATION
1	2461	HOSE-6'	1	YELLOW SOLID	PUMP PORT T4 TO TOP OF RR JACK
2	2463	HOSE-8'	1	YELLOW STRIPE	PUMP PORT B4 TO BOTTOM OF RR JACK
3	2463	HOSE-8'	1	ORANGE SOLID	PUMP PORT T3 TO TOP OF LR JACK
4	2465	HOSE-10'	1	ORANGE STRIPE	PUMP PORT B3 TO BOTTOM OF LR JACK
5	2465	HOSE-10'	1	BROWN STRIPE/WHITE STRIPE	BOTTOM OF LF JACK TO BOTTOM OF RF JACK
6	2469	HOSE-14'	1	PURPLE (2 STICKERS)	SYNC CYL DIVIDER BLOCK TO REAR OF SLIDE 3 CYLS
7	2469	HOSE-14'	1	PURPLE (2 STICKERS)	SYNC CYL DIVIDER BLOCK TO REAR OF SLIDE 3 CYLS
8	2469	HOSE-14'	1	PURPLE STRIPE (2 STICKERS)	SYNC CYL TO FRONT OF SLIDE 3 CYLS
9	2469	HOSE-14'	1	PURPLE STRIPE (2 STICKERS)	SYNC CYL TO FRONT OF SLIDE 3 CYLS
10	2473	HOSE-18'	1	PURPLE SOLID	PUMP PORT T6 TO DIVIDER BLOCK ON SYNC CYL
11	2473	HOSE-18'	1	PURPLE STRIPE	PUMP PORT B6 TO REAR OF SYNC CYL
12	2478	HOSE-24'	1	WHITE SOLID	PUMP PORT T2 TO TOP OF RF JACK
13	2527	HOSE-30'	1	BROWN STRIPE	PUMP PORT B1 TO BOTTOM OF LF JACK
14	2535	HOSE-28'	1	BROWN SOLID	PUMP PORT T1 TO TOP OF LF JACK
15	2535	HOSE-28'	1	GREEN SOLID	PUMP PORT T5 TO CLOSED END OF SLIDE CYL #1
16	2535	HOSE-28'	1	GREEN STRIPE	PUMP PORT B5 TO ROD END OF SLIDE CYL #1



1124



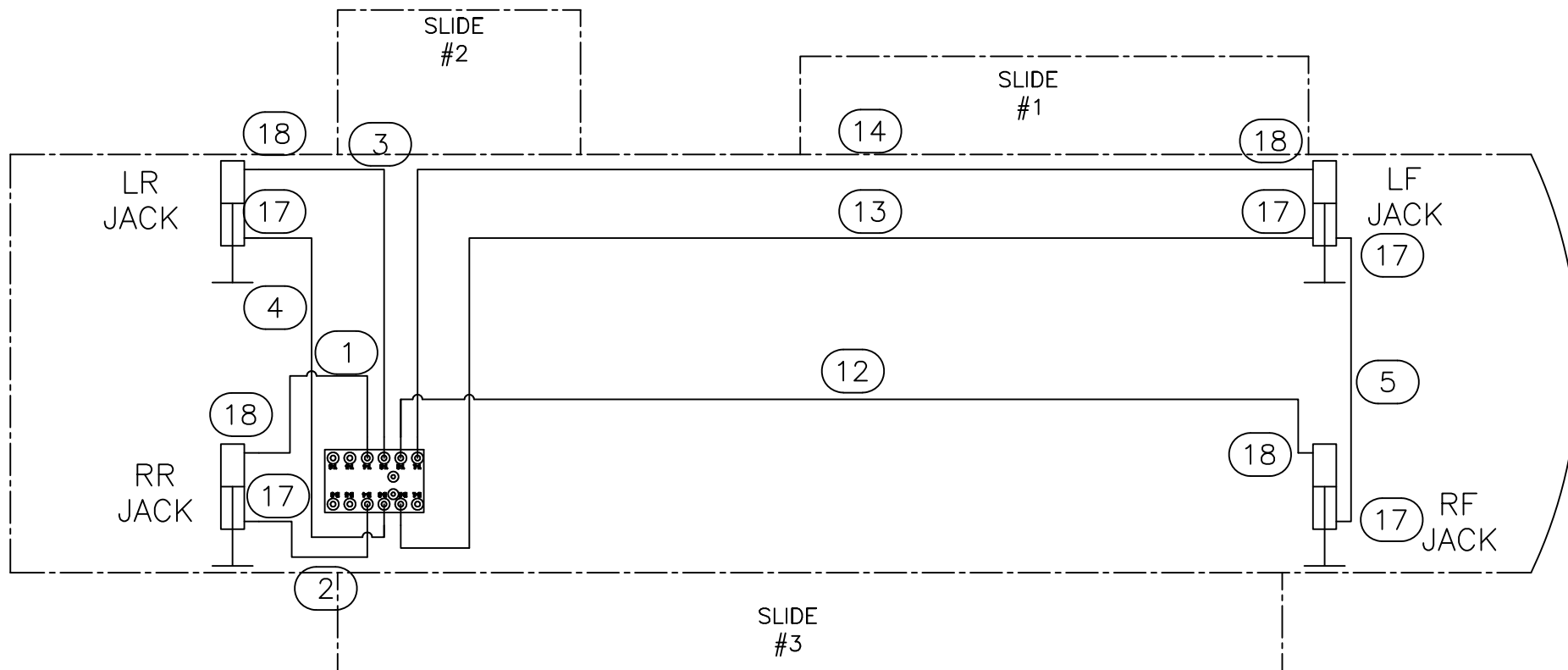
2118

**Warranty authorization must come directly from Equalizer Systems. (800) 846-9659.**

## REQUIRED JACK FITTINGS

17	1124	FITTING-#4 JIC X #4 OR MALE 90	6	-	BOTTOM OF EACH JACK
18	1190	FITTING-RESTRICTOR #6 OR X #4 JIC 90	4	-	TOP OF ALL JACKS

<div>EQ</div> <div>SYSTEMS</div> <div>19300 GRANGE STREET</div> <div>CASSOPOLIS, MI 49031</div>	#	REVISIONS	BY:	DATE:	UNLESS OTHERWISE SPECIFIED: TOLERANCES: .XXX ± 0.010 .XX ± 0.010 .X ± 0.030 ANG. ± 1/2'  REMOVE ALL BURRS AND SHARP EDGES .015 MAX	TITLE JACKS AND SLIDES HOSE KIT		USED ON: FOREST RIVER BERKSHIRE XLT			
						SIZE A	SCALE 1: 1	MATERIAL AS	NOTED		
	NOTICE – This drawing, including principles of design, is the property of EQ United, Elkhart, Indiana, with the agreement that it is not to be reproduced, copied, or loaned in any manner that may constitute a detriment directly or indirectly to EQ United Corporation. Acceptance of this will be construed as an agreement of the above.					DRW BY: SJ	DATE: 6/16/22	PART NAME: HOSE KIT-8078F/8816-FRD			
						APP'D BY —	DATE: —	PAGE: 1 of 3	DWG NO.: 70044B	REV: —	



# JACK PLUMBING

**Warranty authorization must come directly from Equalizer Systems. (800) 846-9659.**



19300 GRANGE STREET  
CASSOPOLIS, MI 49031

#	REVISIONS	BY:	DATE:

NOTICE – This drawing, including principles of design, is the property of EQ United, Elkhart, Indiana, with the agreement that it is not to be reproduced, copied, or loaned in any manner that may constitute a detriment directly or indirectly to EQ United Corporation. Acceptance of this will be construed as an agreement of the above.

UNLESS OTHERWISE SPECIFIED: TOLERANCES: .XXX ± 0.010 .XX ± 0.010 .X ± 0.030 ANG. ± 1/2°		TITLE JACKS AND SLIDES HOSE KIT		USED ON: FOREST RIVER BERKSHIRE XLT	
SIZE A		SCALE 1: 1		MATERIAL AS NOTED	
DRW BY: SJ		DATE: 6/16/22		PART NAME: HOSE KIT-8078F/8816-FRD	
REMOVE ALL BURRS AND SHARP EDGES .015 MAX		APP'D BY —		PAGE: 2 of 3	
		DATE: —		DWG NO.: 70044B	
				REV: —	

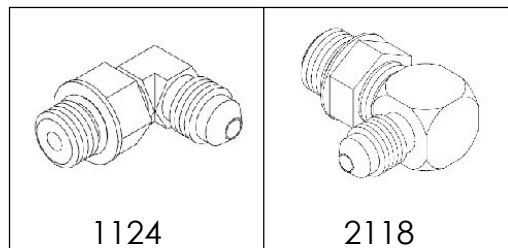




2

1

ITEM	PART #	DESCRIPTION	QUANTITY	COLOR CODE	LOCATION
1	2459	HOSE, 4'	1	BROWN	PUMP PORT T1 TO TOP OF DS FRONT JACK
2	2459	HOSE, 4'	1	BROWN STRIPE	PUMP PORT B1 TO BOTTOM OF DS FRONT JACK
3	2465	HOSE, 10'	1	WHITE	PUMP PORT T2 TO TOP OF PS FRONT JACK
4	2465	HOSE 10'	1	WHITE STRIPE	PUMP PORT B2 TO BOTTOM OF PS FRONT JACK
5	2482	HOSE, 32'	1	YELLOW	PUMP PORT T4 TO TOP OF PS REAR JACK
6	2465	HOSE, 10'	1	YELLOW STRIPE/ORANGE STRIPE	BOTTOM OF PS REAR JACK TO BOTTOM OF DS REAR JACK
7	2535	HOSE, 28'	1	ORANGE	PUMP PORT T3 TO TOP OF DS REAR JACK
8	2527	HOSE, 30'	1	ORANGE STRIPE	PUMP PORT B3 TO BOTTOM OF DS REAR JACK
9	2465	HOSE, 10'	1	GREEN	PUMP PORT T5 TO ROOM 1, REAR OF SLIDE CYL
10	2465	HOSE, 10'	1	GREEN STRIPE	PUMP PORT B5 TO ROOM 1, FRONT OF SLIDE CYL
11	2471	HOSE, 16'	1	PURPLE	PUMP PORT T6 TO ROOM 4, REAR OF SLIDE CYL
12	2471	HOSE, 16'	1	PURPLE STRIPE	PUMP PORT B6 TO ROOM 4, FRONT OF SLIDE CYL



13	1124	FITTING - #4 JIC X #4 OR MALE 90	5		2 ON DS REAR BOTTOM. 1 ON THE BOTTOM OF EVERY OTHER JACK
14	2118	FITTING- RESTRICTOR #6 OR X #4 JIC 90	4		TOP OF EACH JACK

REV.	REVISIONS	DATE:	BY:	<b>EQUALIZER SYSTEMS</b> <small>ALWAYS USE PROPER</small> THE INFORMATION CONTAINED IN THIS DRAWING IS THE SOLE PROPERTY OF DAYS CORPORATION, ELKHART, IN. ANY REPRODUCTION IN PART OR AS A WHOLE WITHOUT THE WRITTEN PERMISSION OF DAYS CORPORATION, ELKHART, IN. IS PROHIBITED.	TITLE: HOSE KIT		USED ON: FOREST RIVER DIESEL BERKSHIRE XLT 45B		
					SIZE: A	SCALE: 1:4	MATERIAL:		
					DRAWN BY: GSG	DATE: 3/29/2021	PART NAME: HOSE KIT-8788D & 8788F		
					APP'D BY:	DATE:	PAGE: 1 OF 3	DWG NO: 70059	REV:

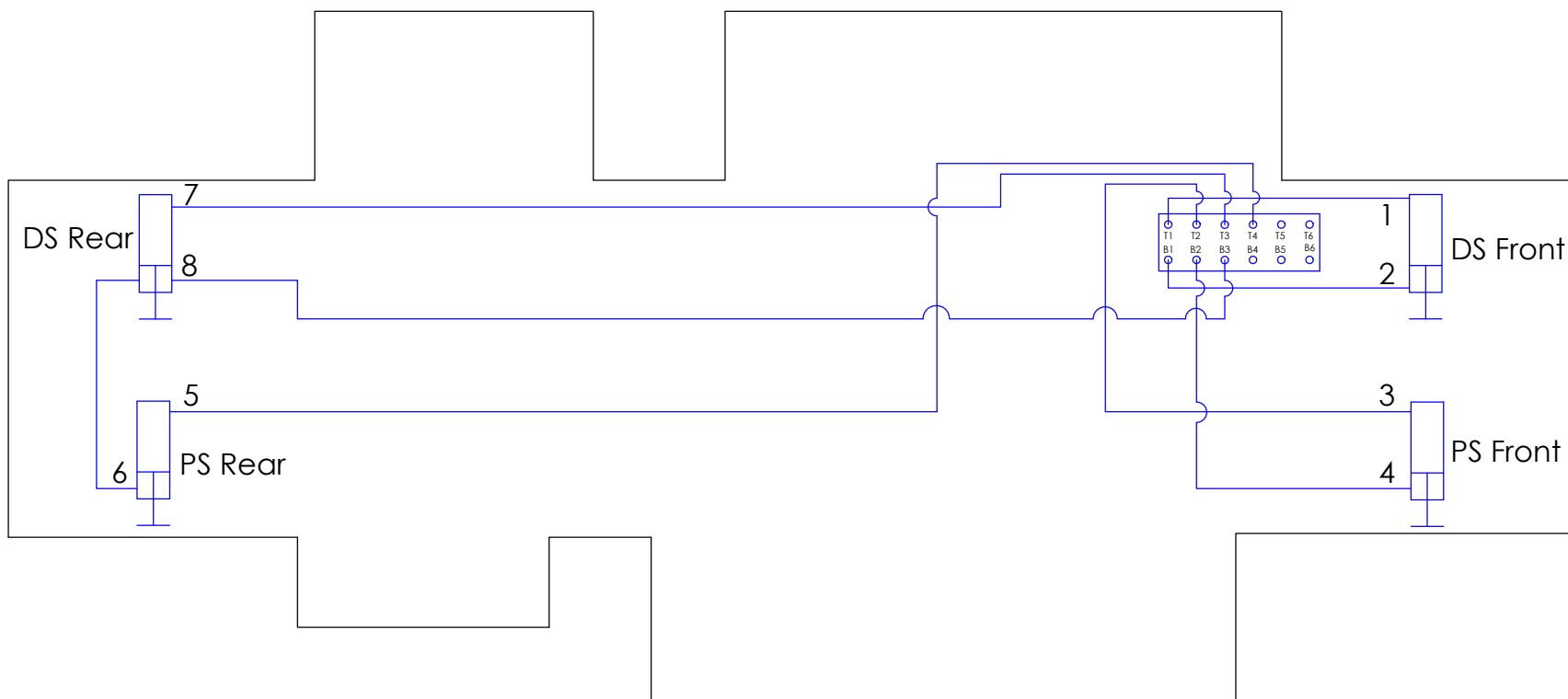
2

1

1


# B

B



## A

A

	TITLE: HOSE KIT		USED ON: FOREST RIVER DIESEL BERKSHIRE XLT 45B	
	SIZE: A	SCALE: 1:4	MATERIAL:	
THE INFORMATION CONTAINED IN THIS DRAWING IS THE SOLE PROPERTY OF DAYS CORPORATION, ELKHART, IN. ANY REPRODUCTION IN PART OR AS A WHOLE WITHOUT THE WRITTEN PERMISSION OF DAYS CORPORATION, ELKHART, IN, IS PROHIBITED.	DRAWN BY: GSG	DATE: 3/29/2021	PART NAME: HOSE KIT-8788D & 8788F	
	APP'D BY:	DATE:	PAGE: 2 OF 3	DWG NO: 70059 REV:

2

1

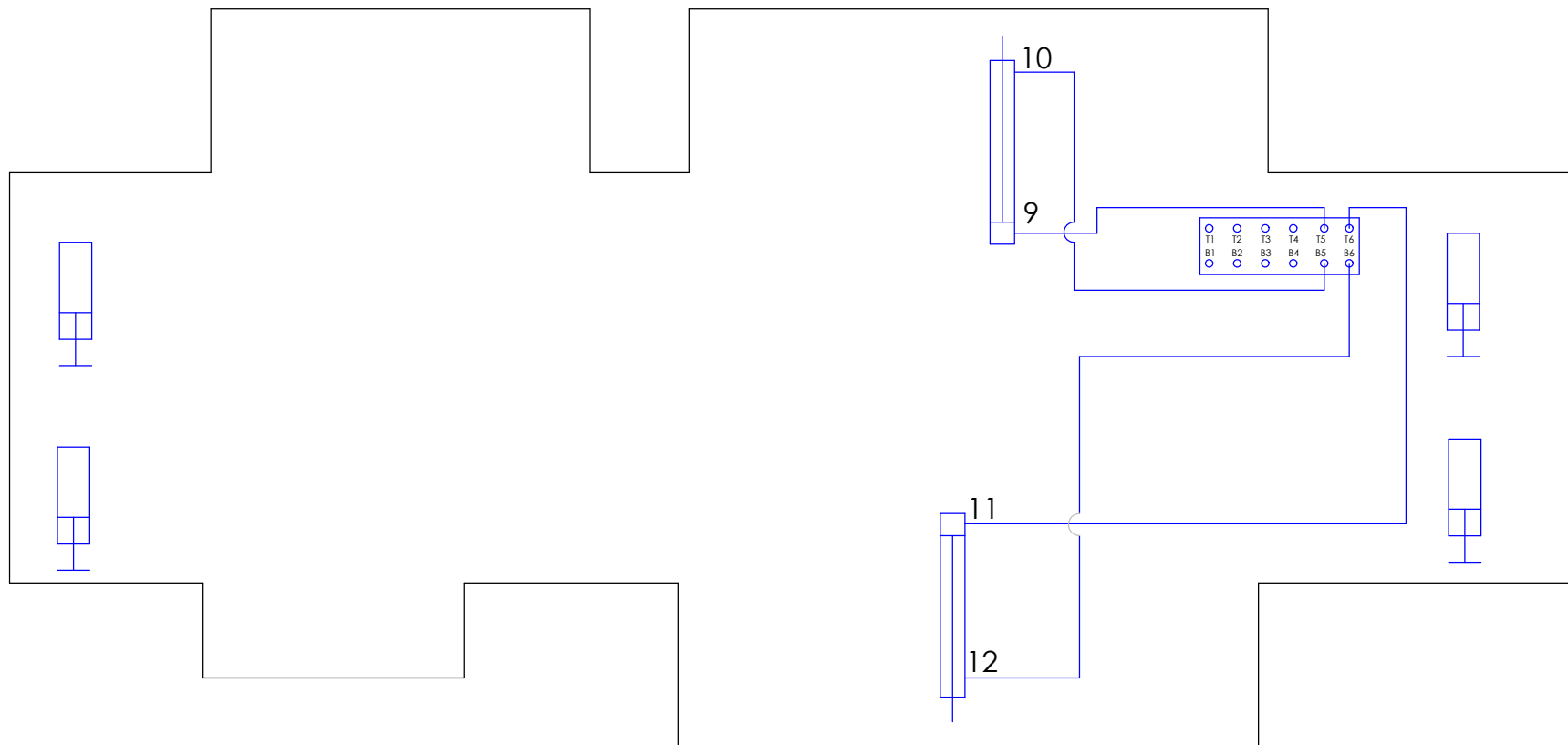
2

1

Driver's Side

B

B



A

A

Passenger Side

<b>EQUALIZER</b> <b>SYSTEMS</b> <small>ALWAYS USE PROPER</small>		TITLE: HOSE KIT		USED ON: FOREST RIVER DIESEL BERKSHIRE XLT 45B	
		SIZE: A	SCALE: 1:4	MATERIAL:	
<small>THE INFORMATION CONTAINED IN THIS DRAWING IS THE SOLE PROPERTY OF DAYS CORPORATION, ELKHART, IN. ANY REPRODUCTION IN PART OR AS A WHOLE WITHOUT THE WRITTEN PERMISSION OF DAYS CORPORATION, ELKHART, IN, IS PROHIBITED.</small>		DRAWN BY: GSG		DATE: 3/29/2021	
		APP'D BY:		DATE:	
		PART NAME: HOSE KIT-8788D & 8788F		PAGE: 3 OF 3	
				DWG NO: 70059	

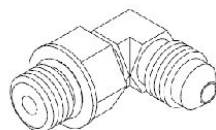
2

1

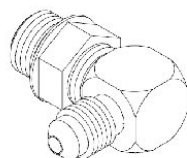
2

1

ITEM	PART #	DESCRIPTION	QUANTITY	COLOR CODE	LOCATION
1	2535	HOSE, 28'	1	BROWN	PUMP PORT T1 TO TOP OF DS FRONT JACK
2	2527	HOSE, 30'	1	BROWN STRIPE	PUMP PORT B1 TO BOTTOM OF DS FRONT JACK
3	2482	HOSE, 32'	1	WHITE	PUMP PORT T2 TO TOP OF PS FRONT JACK
4	2465	HOSE 10'	1	BROWN STRIPE/WHITE STRIPE	BOTTOM OF DS FRONT JACK TO BOTTOM OF PS FRONT JACK
5	2467	HOSE, 12'	1	YELLOW	PUMP PORT T4 TO TOP OF PS REAR JACK
6	2469	HOSE, 14'	1	YELLOW STRIPE	PUMP PORT B4 TO BOTTOM OF PS REAR JACK
7	2465	HOSE, 10'	1	ORANGE	PUMP PORT T3 TO TOP OF DS REAR JACK
8	2467	HOSE, 12'	1	ORANGE STRIPE	PUMP PORT B3 TO BOTTOM OF DS REAR JACK
9	3018	HOSE, 26'	1	GREEN	PUMP PORT T5 TO ROOM 1, REAR OF SLIDE CYL
10	3018	HOSE, 26'	1	GREEN STRIPE	PUMP PORT B5 TO ROOM 1, FRONT OF SLIDE CYL
11	2476	HOSE, 22'	1	PURPLE	PUMP PORT T6 TO DIVIDER BLOCK ON SYNC CYL
12	2476	HOSE, 22'	1	PURPLE STRIPE	PUMP PORT B6 TO REAR OF SYNC CYL
13	2467	HOSE, 12'	2	PURPLE STRIPE (2 STICKERS)	SYNC CYL TO FRONT OF SLIDE CYLINDERS
14	2467	HOSE, 12'	2	PURPLE (2 STICKERS)	SYNC CYL DIVIDER BLOCK TO REAR OF SLIDE CYLINDERS




1124



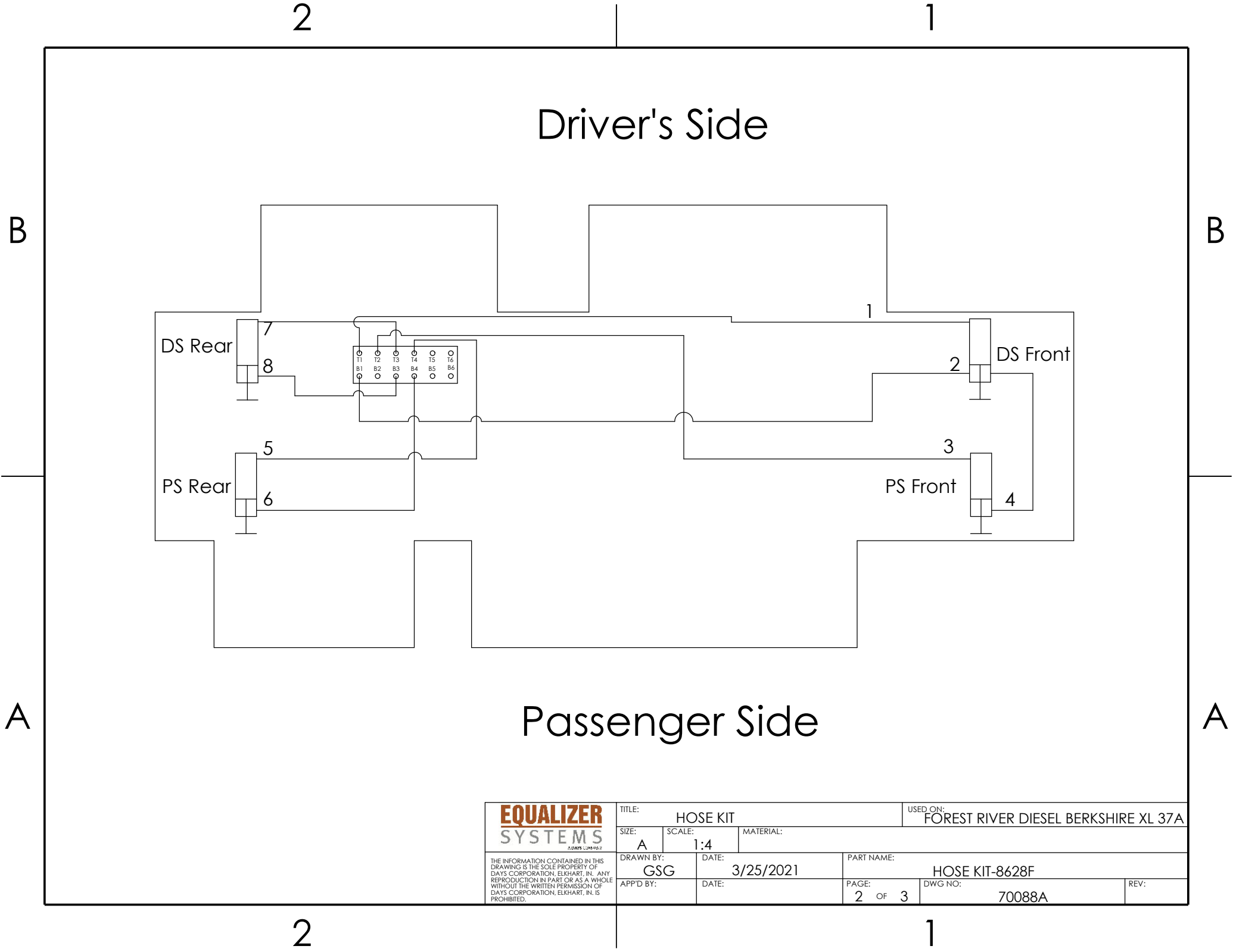
2118

15	1124	FITTING - #4 JIC X #4 OR MALE 90	5		2 ON DS FRONT BOTTOM. 1 ON THE BOTTOM OF EVERY OTHER JACK
16	2118	FITTING- RESTRICTOR #6 OR X #4 JIC 90	4		TOP OF EACH JACK

REV.	REVISIONS	DATE:	BY:	 <p>THE INFORMATION CONTAINED IN THIS DRAWING IS THE SOLE PROPERTY OF DAYS CORPORATION, ELKHART, IN. ANY REPRODUCTION IN PART OR AS A WHOLE WITHOUT THE WRITTEN PERMISSION OF DAYS CORPORATION, ELKHART, IN, IS PROHIBITED.</p>	TITLE: HOSE KIT		USED ON: FOREST RIVER DIESEL BERKSHIRE XL 37A	
					SIZE: A	SCALE: 1:4	MATERIAL:	
					DRAWN BY: GSG	DATE: 3/25/2021	PART NAME: HOSE KIT-8628F	
					APP'D BY:	DATE:	PAGE: 1 OF 3	DWG NO: 70088A

2

1



<b>EQUALIZER</b> SYSTEMS <small>ALWAYS CONSULT</small>	TITLE: HOSE KIT		USED ON: FOREST RIVER DIESEL BERKSHIRE XL 37A	
	SIZE: A	SCALE: 1:4	MATERIAL:	
	DRAWN BY: GSG	DATE: 3/25/2021	PART NAME: HOSE KIT-8628F	
	APP'D BY:	DATE:	PAGE: 2 OF 3	DWG NO: 70088A
THE INFORMATION CONTAINED IN THIS DRAWING IS THE SOLE PROPERTY OF DAYS CORPORATION, ELKHART, IN. ANY REPRODUCTION IN PART OR AS A WHOLE WITHOUT THE WRITTEN PERMISSION OF DAYS CORPORATION, ELKHART, IN, IS PROHIBITED.				
REV:				

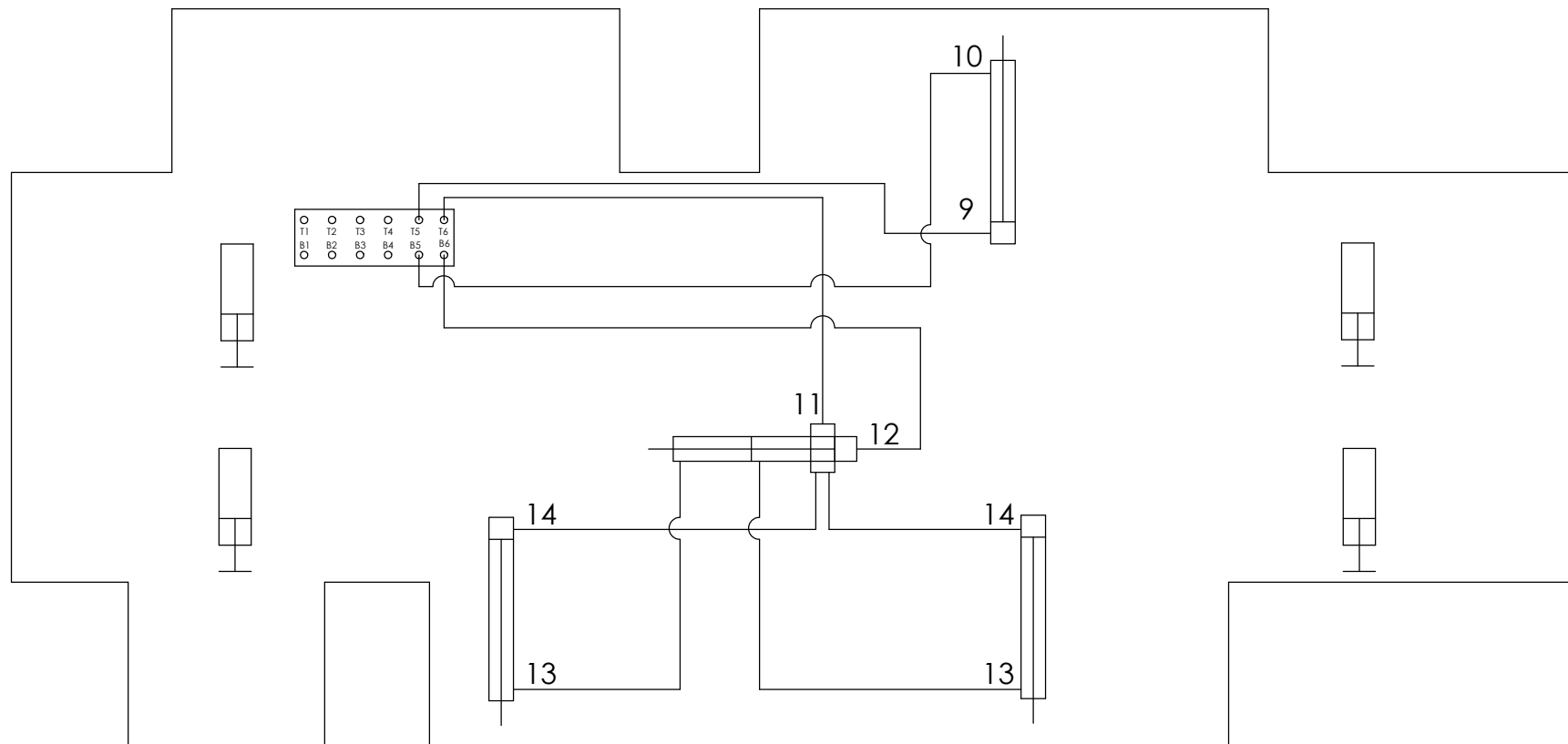
2

1

Driver's Side

B

B



Passenger Side

A

A

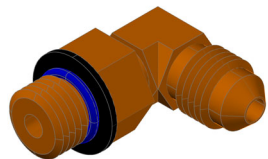
<b>EQUALIZER</b> <b>SYSTEMS</b> <small>ALWAYS USE HOSE</small>		TITLE: HOSE KIT		USED ON: FOREST RIVER DIESEL BERKSHIRE XL 37A	
		SIZE: A	SCALE: 1:4	MATERIAL:	
<small>THE INFORMATION CONTAINED IN THIS DRAWING IS THE SOLE PROPERTY OF DAYS CORPORATION, ELKHART, IN. ANY REPRODUCTION IN PART OR AS A WHOLE WITHOUT THE WRITTEN PERMISSION OF DAYS CORPORATION, ELKHART, IN. IS PROHIBITED.</small>		DRAWN BY: GSG		DATE: 3/25/2021	
		APP'D BY:		DATE:	
		PART NAME: HOSE KIT-8628F		PAGE: 3 OF 3	
				DWG NO: 70088A	

2

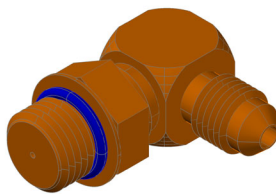
1

## 70088B PARTS LIST

ITEM	PART#	DESCRIPTION	QUAN	COLOR CODE	LOCATION
1	2461	HOSE-6'	1	YELLOW SOLID	PUMP PORT T4 TO TOP OF RR JACK
2	2463	HOSE-8'	1	YELLOW STRIPE	PUMP PORT B4 TO BOTTOM OF RR JACK
3	2463	HOSE-8'	1	ORANGE SOLID	PUMP PORT T3 TO TOP OF LR JACK
4	2465	HOSE-10'	1	ORANGE STRIPE	PUMP PORT B3 TO BOTTOM OF LR JACK
5	2465	HOSE-10'	1	BROWN STRIPE/WHITE STRIPE	BOTTOM OF LF JACK TO BOTTOM OF RF JACK
6	2467	HOSE-12'	1	PURPLE (2 STICKERS)	SYNC CYL DIVIDER BLOCK TO REAR OF SLIDE 3 CYLS
7	2467	HOSE-12'	1	PURPLE (2 STICKERS)	SYNC CYL DIVIDER BLOCK TO REAR OF SLIDE 3 CYLS
8	2467	HOSE-12'	1	PURPLE STRIPE (2 STICKERS)	SYNC CYL TO FRONT OF SLIDE 3 CYLS
9	2467	HOSE-12'	1	PURPLE STRIPE (2 STICKERS)	SYNC CYL TO FRONT OF SLIDE 3 CYLS
10	2473	HOSE-18'	1	PURPLE SOLID	PUMP PORT T6 TO DIVIDER BLOCK ON SYNC CYL
11	2473	HOSE-18'	1	PURPLE STRIPE	PUMP PORT B6 TO REAR OF SYNC CYL
12	3018	HOSE-26'	1	WHITE SOLID	PUMP PORT T2 TO TOP OF RF JACK
13	2527	HOSE-30'	1	BROWN STRIPE	PUMP PORT B1 TO BOTTOM OF LF JACK
14	2535	HOSE-28'	1	BROWN SOLID	PUMP PORT T1 TO TOP OF LF JACK
15	3018	HOSE-26'	1	GREEN SOLID	PUMP PORT T5 TO CLOSED END OF SLIDE CYL #1
16	3018	HOSE-26'	1	GREEN STRIPE	PUMP PORT B5 TO ROD END OF SLIDE CYL #1



1124



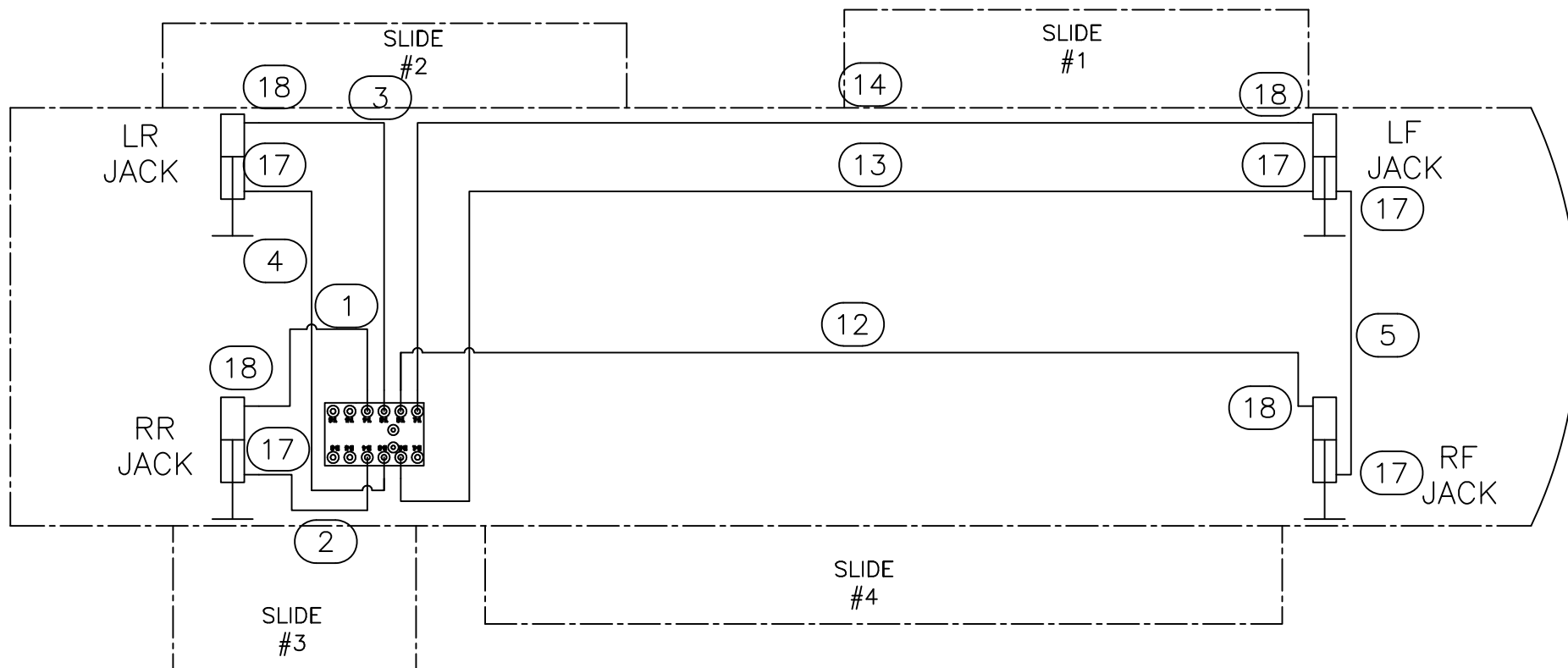
2118

**Warranty authorization must come directly from Equalizer Systems. (800) 846-9659.**

## REQUIRED JACK FITTINGS

17	1124	FITTING-#4 JIC X #4 OR MALE 90	6	-	BOTTOM OF EACH JACK
18	1190	FITTING-RESTRICTOR #6 OR X #4 JIC 90	4	-	TOP OF ALL JACKS

<div>EQ</div> <div>SYSTEMS</div> <div>19300 GRANGE STREET CASSOPOLIS, MI 49031</div>	#	REVISIONS	BY:	DATE:	UNLESS OTHERWISE SPECIFIED: TOLERANCES: .XXX ± 0.010 .XX ± 0.010 .X ± 0.030 ANG. ± 1/2'	TITLE JACKS AND SLIDES HOSE KIT		USED ON: FOREST RIVER BERKSHIRE XLT			
						SIZE	SCALE	MATERIAL			
						A	1: 1	AS	NOTED		
						DRW BY:	DATE:	PART NAME:			
						SJ	7/11/22	HOSE KIT-8628F-FRD			
NOTICE – This drawing, including principles of design, is the property of EQ United, Elkhart, Indiana, with the agreement that it is not to be reproduced, copied, or loaned in any manner that may constitute a detriment directly or indirectly to EQ United Corporation. Acceptance of this will be construed as an agreement of the above.					REMOVE ALL BURRS AND SHARP EDGES .015 MAX	APP'D BY	DATE:	PAGE:	DWG NO.:	REV:	
						—	—	1 of 3	70088B	—	



# JACK PLUMBING

**Warranty authorization must come directly from Equalizer Systems. (800) 846-9659.**

<b>EQ</b> 19300 GRANGE STREET CASSOPOLIS, MI 49031	# REVISIONS BY: DATE:	UNLESS OTHERWISE SPECIFIED: TOLERANCES: .XXX ± 0.010 .XX ± 0.010 .X ± 0.030 ANG. ± 1/2"	TITLE JACKS AND SLIDES HOSE KIT SIZE SCALE MATERIAL A 1: 1 AS	USED ON: FOREST RIVER BERKSHIRE XLT	PART NAME: HOSE KIT-8628F-FRD
NOTICE - This drawing, including principles of design, is the property of EQ United, Elkhart, Indiana, with the agreement that it is not to be reproduced, copied, or loaned in any manner that may constitute a detriment directly or indirectly to EQ United Corporation. Acceptance of this will be construed as an agreement of the above.	DRW BY: SJ APP'D BY:	REMOVE ALL BURRS AND SHARP EDGES .015 MAX	DATE: 7/11/22 DATE:	PAGE: 2 of 3	DWG NO.: 70088B REV:

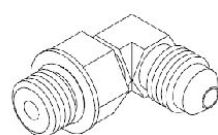




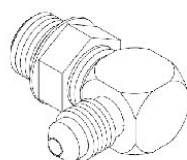
2

1

ITEM	PART #	DESCRIPTION	QUANTITY	COLOR CODE	LOCATION
1	2459	HOSE, 4'	1	BROWN	Pump Port T1 to ds front Jack top
2	2459	HOSE, 4'	1	BROWN STRIPE	Pump Port B1 to ds front jack bottom
3	2465	HOSE, 10'	1	WHITE	Pump Port T2 to ps front top
4	2465	HOSE 10'	1	WHITE STRIPE	PUMP PORT B2 TO PS FRONT JACK BOTTOM
5	2482	HOSE, 32'	1	YELLOW	PUMP PORT T4 TO PS REAR JACK TOP
6	2465	HOSE, 10'	1	YELLOW STRIPE/ORANGE STRIPE	DS REAR BOTTOM, PS REAR BOTTOM
7	2535	HOSE, 28'	1	ORANGE	PUMP PORT T3 TO DS REAR JACK TOP
8	2527	HOSE, 30'	1	ORANGE STRIPE	PUMP PORT B3 TO DS REAR JACK BOTTOM
9	2465	HOSE, 10'	1	GREEN	PUMP PORT T5 TO ROOM 1, REAR SLIDE CYL
10	2465	HOSE, 10'	1	GREEN STRIPE	PUMP PORT B5 TO ROOM 1, FRONT SLIDE CYL
11	2471	HOSE, 16'	1	PURPLE	PUMP PORT T6 TO THE DIVIDER BLOCK ON THE SYNC CYL
12	2471	HOSE, 16'	1	PURPLE STRIPE	PUMP PORT B6 TO THE REAR OF THE SYNC CYL
13	2471	HOSE, 16'	2	PURPLE STRIPE (2 STICKERS)	SYNC CYL TO FRONT OF SLIDE CYLINDERS
14	2471	HOSE, 16'	2	PURPLE (2 STICKERS)	SYNC CYL DIVIDER BLOCK TO REAR OF SLIDE CYLINDERS



1124



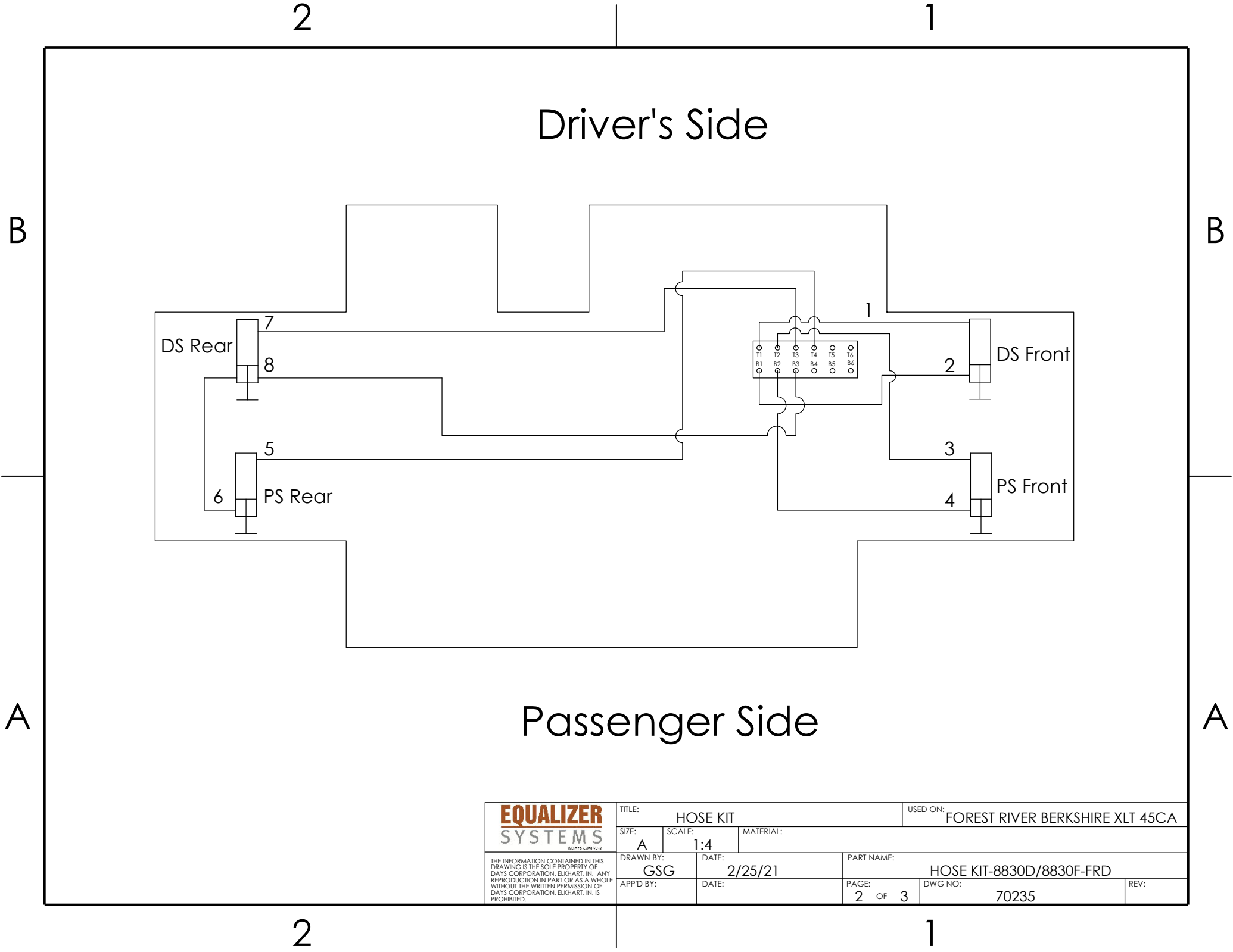
2118

15	1124	FITTING - #4 JIC X #4 OR MALE 90	5		2 ON DS REAR BOTTOM. 1 ON THE BOTTOM OF EVERY OTHER JACK
16	2118	FITTING- RESTRICTOR #6 OR X #4 JIC 90	4		TOP OF EACH JACK

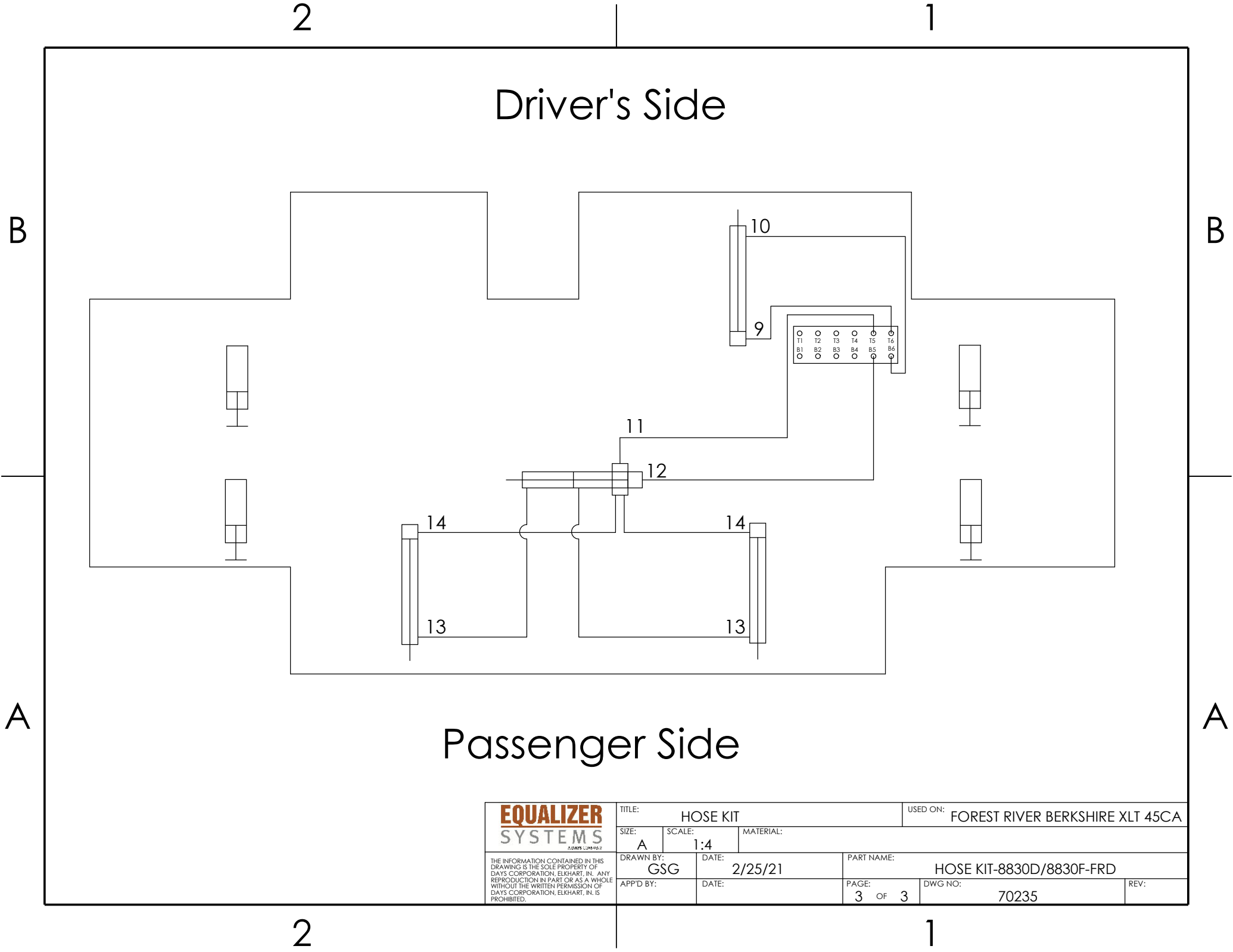
REV.	REVISIONS	DATE:	BY:	<b>EQUALIZER SYSTEMS</b> <small>ALWAYS CONSULT</small> THE INFORMATION CONTAINED IN THIS DRAWING IS THE SOLE PROPERTY OF DAYS CORPORATION, ELKHART, IN. ANY REPRODUCTION IN PART OR AS A WHOLE WITHOUT THE WRITTEN PERMISSION OF DAYS CORPORATION, ELKHART, IN. IS PROHIBITED.	TITLE: HOSE KIT		USED ON: FOREST RIVER BERKSHIRE XLT 45CA		
					SIZE: A	SCALE: 1:4	MATERIAL:		
					DRAWN BY: GSG	DATE: 2/25/21	PART NAME: HOSE KIT-8830D/8830F-FRD		
					APP'D BY:	DATE:	PAGE: 1 OF 3	DWG NO: 70235	REV:

2

1



<b>EQUALIZER</b> SYSTEMS <small>EQUALIZER CORPORATION</small>	TITLE: HOSE KIT		USED ON: FOREST RIVER BERKSHIRE XLT 45CA	
	SIZE: A	SCALE: 1:4	MATERIAL:	
	DRAWN BY: GSG	DATE: 2/25/21	PART NAME: HOSE KIT-8830D/8830F-FRD	
	APP'D BY:	DATE:	PAGE: 2 OF 3	DWG NO: 70235
THE INFORMATION CONTAINED IN THIS DRAWING IS THE SOLE PROPERTY OF DAYS CORPORATION, ELKHART, IN. ANY REPRODUCTION IN PART OR AS A WHOLE WITHOUT THE WRITTEN PERMISSION OF DAYS CORPORATION, ELKHART, IN. IS PROHIBITED.				
			REV:	



Driver's Side

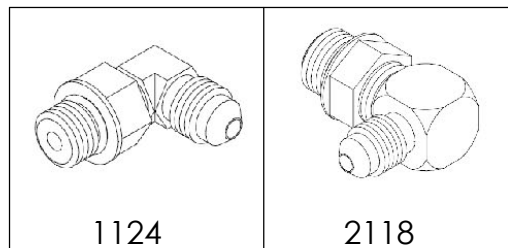
Passenger Side

<div><div>EQUALIZER</div><div>SYSTEMS</div><div><small>ALWAYS USE PROPER</small></div></div> <div><div>THE INFORMATION CONTAINED IN THIS DRAWING IS THE SOLE PROPERTY OF DAYS CORPORATION, ELKHART, IN. ANY REPRODUCTION IN PART OR AS A WHOLE WITHOUT THE WRITTEN PERMISSION OF DAYS CORPORATION, ELKHART, IN. IS PROHIBITED.</div></div>	TITLE: HOSE KIT		USED ON: FOREST RIVER BERKSHIRE XLT 45CA	
	SIZE: A	SCALE: 1:4	MATERIAL:	
	DRAWN BY: GSG	DATE: 2/25/21	PART NAME: HOSE KIT-8830D/8830F-FRD	
	APP'D BY:	DATE:	PAGE: 3 OF 3	DWG NO: 70235
				REV:

2

1

ITEM	PART #	DESCRIPTION	QUANTITY	COLOR CODE	LOCATION
1	3018	HOSE, 26'	1	BROWN	PUMP PORT T1 TO DS FRONT JACK TOP
2	2535	HOSE, 28'	1	BROWN STRIPE	PUMP PORT B1 TO DS FRONT JACK BOTTOM
3	2535	HOSE, 28'	1	WHITE	PUMP PORT T2 TO PS FRONT JACK TOP
4	2465	HOSE 10'	1	BROWN STRIPE/WHITE STRIPE	DS FRONT JACK BOTTOM, PS FRONT JACK BOTTOM
5	2467	HOSE, 12'	1	YELLOW	PUMP PORT T4 TO PS REAR JACK TOP
6	2469	HOSE, 14'	1	YELLOW STRIPE	PUMP PORT B4 TO PS REAR JACK BOTTOM
7	2465	HOSE, 10'	1	ORANGE	PUMP PORT T3 TO DS REAR JACK TOP
8	2467	HOSE, 12'	1	ORANGE STRIPE	PUMP PORT B3 TO DS REAR JACK BOTTOM
9	3018	HOSE, 26'	1	GREEN	PUMP PORT T5 TO FLOW DIVIDER 1
10	3018	HOSE, 26'	1	GREEN STRIPE	PUMP PORT B5 TO FLOW DIVIDER 2
11	2467	HOSE, 12'	2	GREEN (2 STICKERS)	FLOW DIVIDER 1 TO REAR OF SLIDE CYLINDERS
12	2467	HOSE, 12'	2	GREEN STRIPE (2 STICKERS)	FLOW DIVIDER 2 TO FRONT OF SLIDE CYLINDERS



1124

2118

13	1124	FITTING - #4 JIC X #4 OR MALE 90	5		2 ON DS FRONT BOTTOM. 1 ON THE BOTTOM OF EVERY OTHER JACK
14	2118	FITTING- RESTRICTOR #6 OR X #4 JIC 90	4		TOP OF EACH JACK

REV.	REVISIONS	DATE:	BY:	<b>EQUALIZER SYSTEMS</b> <small>ALUMINUM CORPORATION</small> THE INFORMATION CONTAINED IN THIS DRAWING IS THE SOLE PROPERTY OF DAYS CORPORATION, ELKHART, IN. ANY REPRODUCTION IN PART OR AS A WHOLE WITHOUT THE WRITTEN PERMISSION OF DAYS CORPORATION, ELKHART, IN. IS PROHIBITED.	TITLE: HOSE KIT		USED ON: FOREST RIVER BERKSHIRE 34B	
					SIZE: A	SCALE: 1:4	MATERIAL:	
				DRAWN BY: GSG	DATE: 3/3/2021	PART NAME: HOSE KIT-FRD-8848		
				APP'D BY:	DATE:	PAGE: 1 OF 3	DWG NO: 70265	REV:

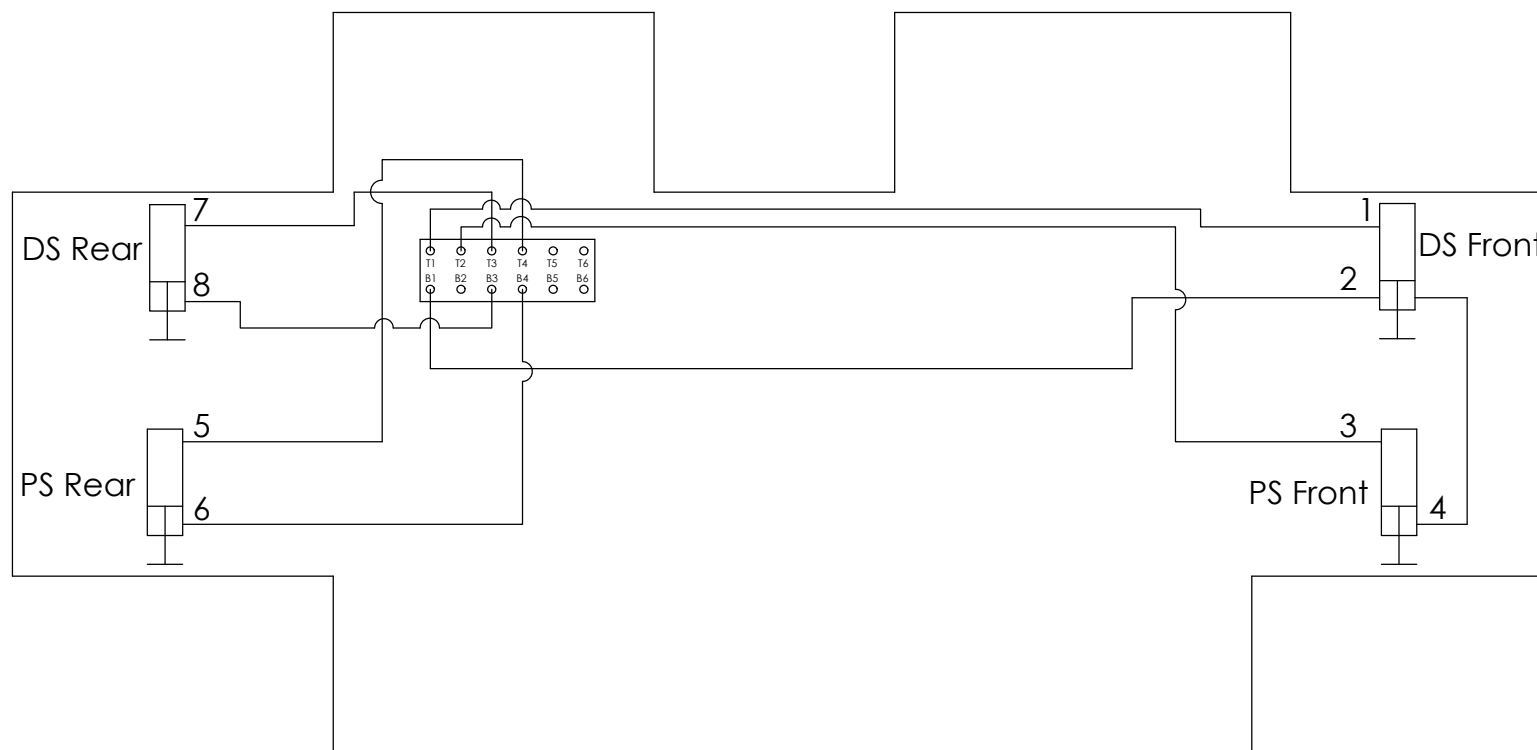
2

1

2

1

Driver's Side

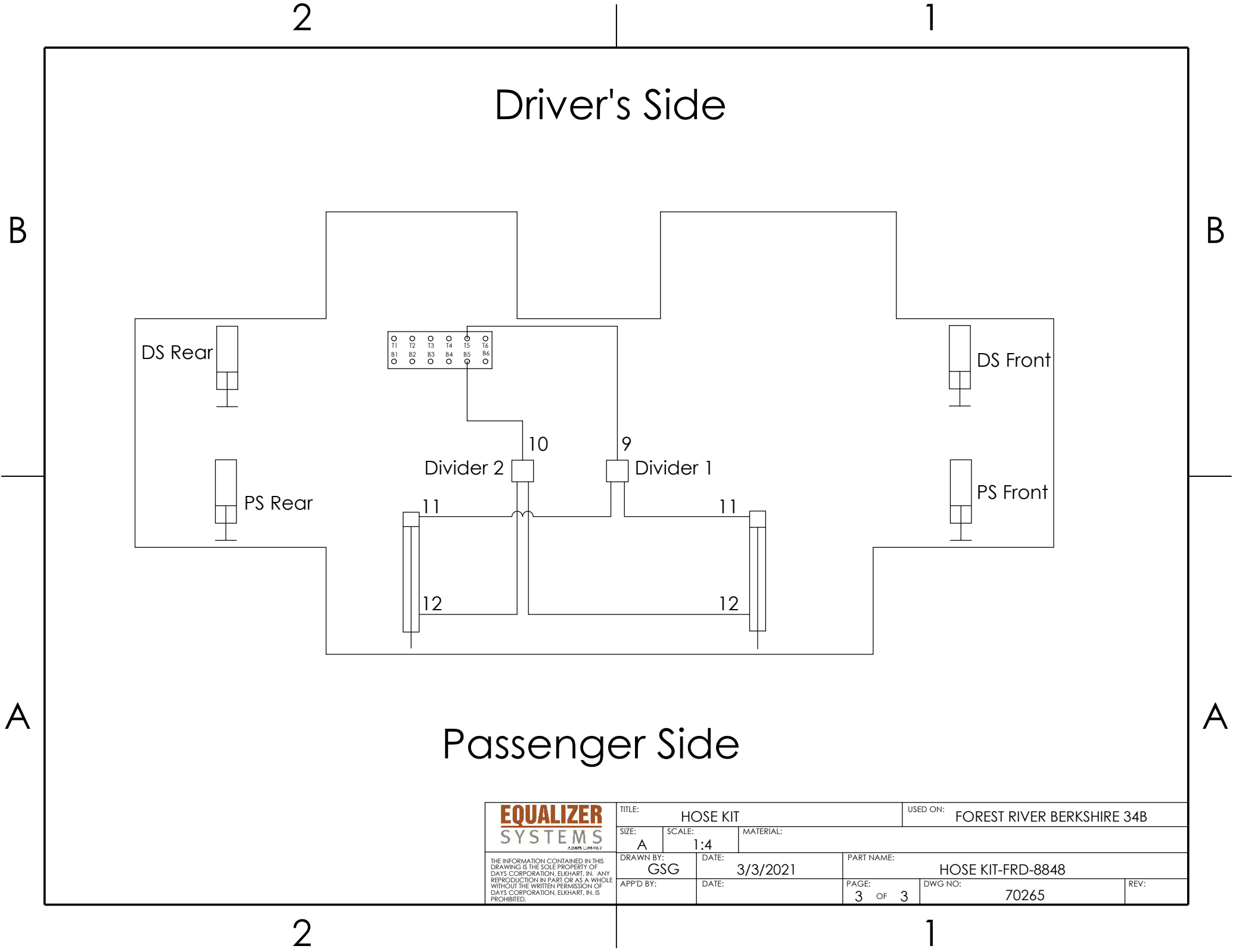


Passenger Side

<b>EQUALIZER</b> <b>SYSTEMS</b> <small>ALWAYS USE HOSE</small>		TITLE: HOSE KIT		USED ON: FOREST RIVER BERKSHIRE 34B	
		SIZE: A	SCALE: 1:4	MATERIAL:	
<small>THE INFORMATION CONTAINED IN THIS DRAWING IS THE SOLE PROPERTY OF DAYS CORPORATION, ELKHART, IN. ANY REPRODUCTION IN PART OR AS A WHOLE WITHOUT THE WRITTEN PERMISSION OF DAYS CORPORATION, ELKHART, IN, IS PROHIBITED.</small>		DRAWN BY: GSG		DATE: 3/3/2021	
		APP'D BY:		DATE:	
		PART NAME: HOSE KIT-FRD-8848		PAGE: 2 OF 3	
				DWG NO: 70265	

2

1



**EQUALIZER**  
SYSTEMS  
ALWAYS USE PROPER

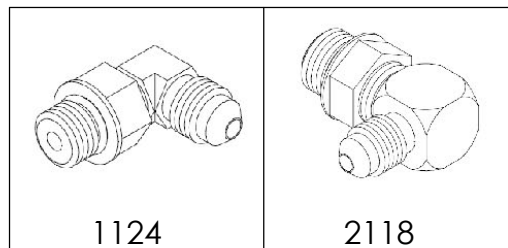
THE INFORMATION CONTAINED IN THIS  
DRAWING IS THE SOLE PROPERTY OF  
DAYS CORPORATION, ELKHART, IN. ANY  
REPRODUCTION IN PART OR AS A WHOLE  
WITHOUT THE WRITTEN PERMISSION OF  
DAYS CORPORATION, ELKHART, IN. IS  
PROHIBITED.

TITLE: HOSE KIT			USED ON: FOREST RIVER BERKSHIRE 34B		
SIZE: A	SCALE: 1:4	MATERIAL:			
DRAWN BY: GSG		DATE: 3/3/2021		PART NAME: HOSE KIT-FRD-8848	
APP'D BY:		DATE:		PAGE: 3 OF 3	DWG NO: 70265
				REV:	

2

1

ITEM	PART #	DESCRIPTION	QUANTITY	COLOR CODE	LOCATION
1	2535	HOSE, 28'	1	BROWN	PUMP PORT T1 TO TOP OF DS FRONT JACK
2	2527	HOSE, 30'	1	BROWN STRIPE	PUMP PORT B1 TO BOTTOM OF DS FRONT JACK
3	2478	HOSE, 24'	1	WHITE	PUMP PORT T2 TO TOP OF PS FRONT JACK
4	2465	HOSE 10'	1	BROWN STRIPE/WHITE STRIPE	BOTTOM OF DS FRONT JACK TO BOTTOM OF PS FRONT JACK
5	2461	HOSE, 6'	1	YELLOW	PUMP PORT T4 TO TOP OF PS REAR JACK
6	2463	HOSE, 8'	1	YELLOW STRIPE	PUMP PORT B4 TO BOTTOM OF PS REAR JACK
7	2463	HOSE, 8'	1	ORANGE	PUMP PORT T3 TO TOP OF DS REAR JACK
8	2465	HOSE, 10'	1	ORANGE STRIPE	PUMP PORT B3 TO BOTTOM OF DS REAR JACK
9	2471	HOSE, 16'	1	GREEN	PUMP PORT T5 TO DIVIDER BLOCK ON SYNC CYL
10	2471	HOSE, 16'	1	GREEN STRIPE	PUMP PORT B5 TO REAR OF SYNC CYL
11	2471	HOSE, 16'	2	GREEN (2 STICKERS)	SYNC CYL DIVIDER BLOCK TO REAR OF SLIDE CYLINDERS
12	2471	HOSE, 16'	2	GREEN STRIPE (2 STICKERS)	SYNC CYL TO FRONT OF SLIDE CYLINDERS



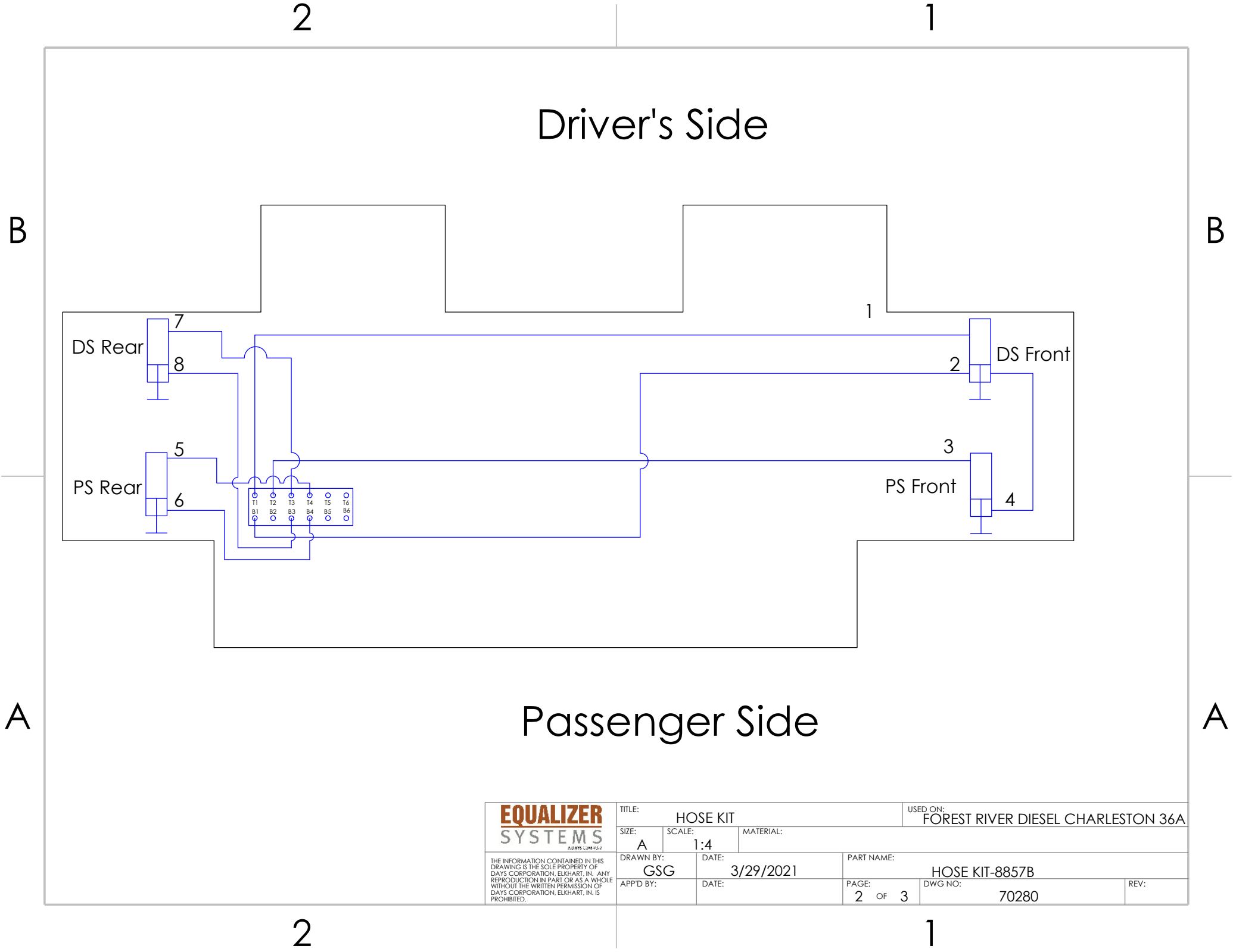
15	1124	FITTING - #4 JIC X #4 OR MALE 90	5		2 ON DS FRONT BOTTOM. 1 ON THE BOTTOM OF EVERY OTHER JACK
16	2118	FITTING- RESTRICTOR #6 OR X #4 JIC 90	4		TOP OF EACH JACK

REV.	REVISIONS	DATE:	BY:	<b>EQUALIZER</b> <b>SYSTEMS</b> <small>ALWAYS COMPATIBLE</small>	TITLE: HOSE KIT	USED ON: FOREST RIVER DIESEL CHARLESTON 36A
				SIZE: A    SCALE: 1:4    MATERIAL:		
				DRAWN BY: GSG    DATE: 3/29/2021    PART NAME: HOSE KIT-8857B		
				APP'D BY:    DATE:    PAGE: 1 OF 3    DWG NO: 70280    REV:		

2

1





<div><div>EQUALIZER</div><div>SYSTEMS</div><div>A DAY'S COMPANY</div></div>	TITLE: HOSE KIT			USED ON: FOREST RIVER DIESEL CHARLESTON 36A		
	SIZE: A	SCALE: 1:4	MATERIAL:			
<div>THE INFORMATION CONTAINED IN THIS DRAWING IS THE SOLE PROPERTY OF DAYS CORPORATION, ELKHART, IN. ANY REPRODUCTION IN PART OR AS A WHOLE WITHOUT THE WRITTEN PERMISSION OF DAYS CORPORATION, ELKHART, IN. IS PROHIBITED.</div>	DRAWN BY: GSG		DATE: 3/29/2021		PART NAME: HOSE KIT-8857B	
	APP'D BY:		DATE:		PAGE: 2 OF 3	
					DWG NO: 70280	
					REV:	

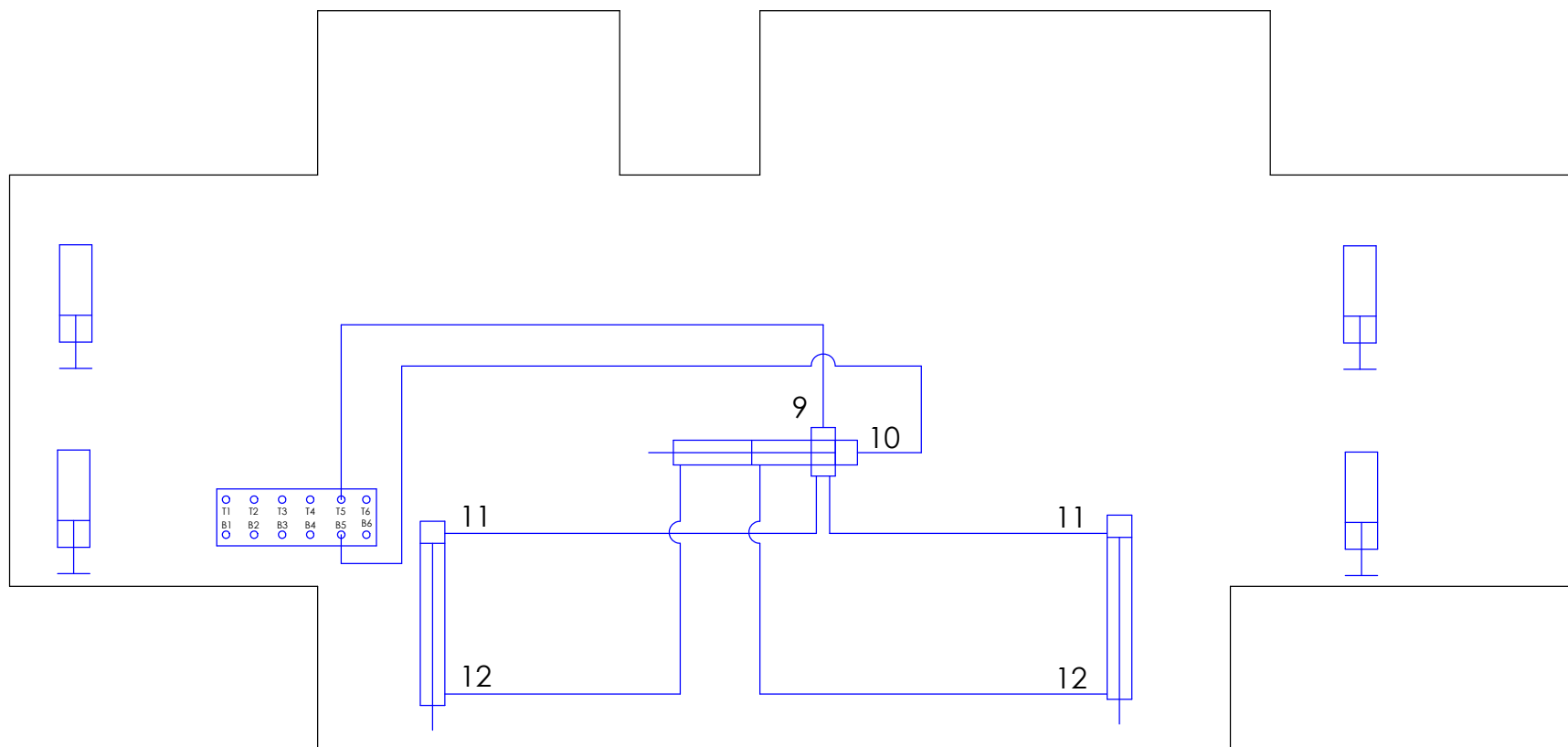
2

1

Driver's Side

B

B



Passenger Side

A

<b>EQUALIZER</b> <b>SYSTEMS</b> <small>SLIDING COMPONENT</small>		TITLE: HOSE KIT		USED ON: FOREST RIVER DIESEL CHARLESTON 36A	
		SIZE: A	SCALE: 1:4	MATERIAL:	
<small>THE INFORMATION CONTAINED IN THIS DRAWING IS THE SOLE PROPERTY OF DAYS CORPORATION, ELKHART, IN. ANY REPRODUCTION IN PART OR AS A WHOLE WITHOUT THE WRITTEN PERMISSION OF DAYS CORPORATION, ELKHART, IN. IS PROHIBITED.</small>		DRAWN BY: GSG		DATE: 3/29/2021	
		APP'D BY:		DATE:	
		PART NAME: HOSE KIT-8857B		PAGE: 3 OF 3	
				DWG NO: 70280	

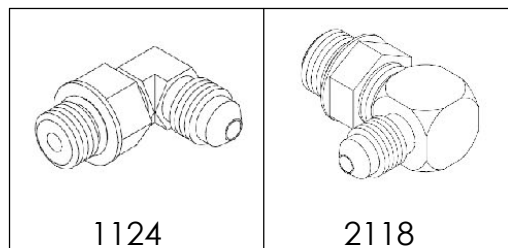
2

1

2

1

ITEM	PART #	DESCRIPTION	QUANTITY	COLOR CODE	LOCATION
1	2459	HOSE, 4'	1	BROWN	PUMP PORT T1 TO TOP OF DS FRONT JACK
2	2459	HOSE, 4'	1	BROWN STRIPE	PUMP PORT B1 TO BOTTOM OF DS FRONT JACK
3	2465	HOSE, 10'	1	WHITE	PUMP PORT T2 TO TOP OF PS FRONT JACK
4	2465	HOSE 10'	1	WHITE STRIPE	PUMP PORT B2 TO BOTTOM OF PS FRONT JACK
5	2482	HOSE, 32'	1	YELLOW	PUMP PORT T4 TO TOP OF PS REAR JACK
6	2465	HOSE, 10'	1	YELLOW STRIPE/ORANGE STRIPE	BOTTOM OF PS REAR JACK TO BOTTOM OF DS REAR JACK
7	2535	HOSE, 28'	1	ORANGE	PUMP PORT T3 TO TOP OF DS REAR JACK
8	2527	HOSE, 30'	1	ORANGE STRIPE	PUMP PORT B3 TO BOTTOM OF DS REAR JACK
9	2465	HOSE, 10'	1	GREEN	PUMP PORT T5 TO ROOM 1, REAR OF SLIDE CYL
10	2465	HOSE, 10'	1	GREEN STRIPE	PUMP PORT B5 TO ROOM 1, FRONT OF SLIDE CYL
11	2467	HOSE, 12'	1	PURPLE	PUMP PORT T6 TO ROOM 4, REAR OF SLIDE CYL
12	2467	HOSE, 12'	1	PURPLE STRIPE	PUMP PORT B6 TO ROOM 4, FRONT OF SLIDE CYL



13	1124	FITTING - #4 JIC X #4 OR MALE 90	5		2 ON DS REAR BOTTOM. 1 ON THE BOTTOM OF EVERY OTHER JACK
14	2118	FITTING- RESTRICTOR #6 OR X #4 JIC 90	4		TOP OF EACH JACK

REV.	REVISIONS	DATE:	BY:	<b>EQUALIZER</b> <b>SYSTEMS</b> <small>ALUMINUM COMPONENTS</small>	TITLE: HOSE KIT	USED ON: FOREST RIVER DIESEL BERKSHIRE XLT 45A
				SIZE: A    SCALE: 1:4    MATERIAL:		
				DRAWN BY: GSG    DATE: 3/29/2021    PART NAME: HOSE KIT-8113F-FRD		
				APP'D BY:    DATE:    PAGE: 1 OF 3    DWG NO: 70336    REV:		

2

1

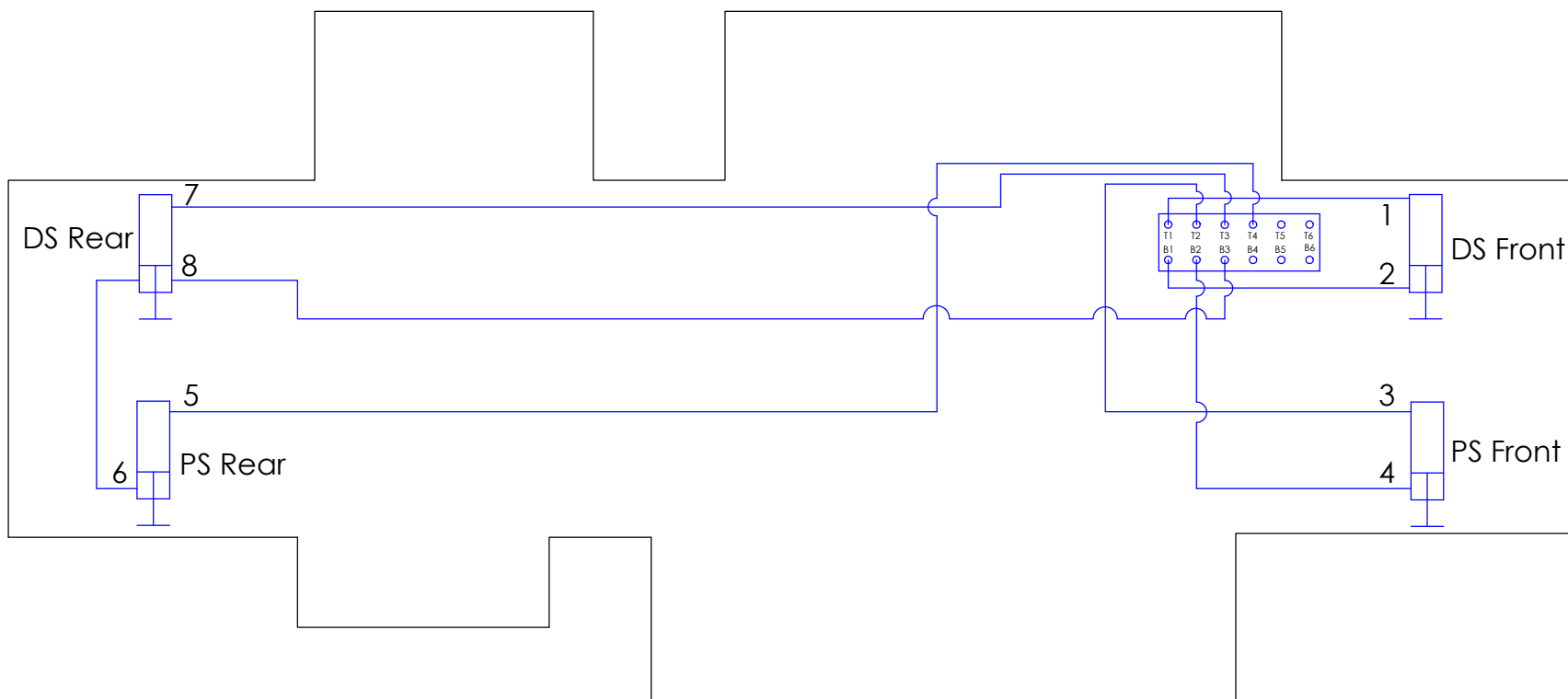
2

1

Driver's Side

B

B



A

A

Passenger Side

2

1

<b>EQUALIZER</b> SYSTEMS <small>EQUALIZER SYSTEMS</small>	TITLE: HOSE KIT		USED ON: FOREST RIVER DIESEL BERKSHIRE XLT 45A	
	SIZE: A	SCALE: 1:4	MATERIAL:	
	DRAWN BY: GSG	DATE: 3/29/2021	PART NAME: HOSE KIT-81 13F-FRD	
	APP'D BY:	DATE:	PAGE: 2 OF 3	DWG NO: 70336

THE INFORMATION CONTAINED IN THIS DRAWING IS THE SOLE PROPERTY OF DAYS CORPORATION, ELKHART, IN. ANY REPRODUCTION IN PART OR AS A WHOLE WITHOUT THE WRITTEN PERMISSION OF DAYS CORPORATION, ELKHART, IN. IS PROHIBITED.

REV:

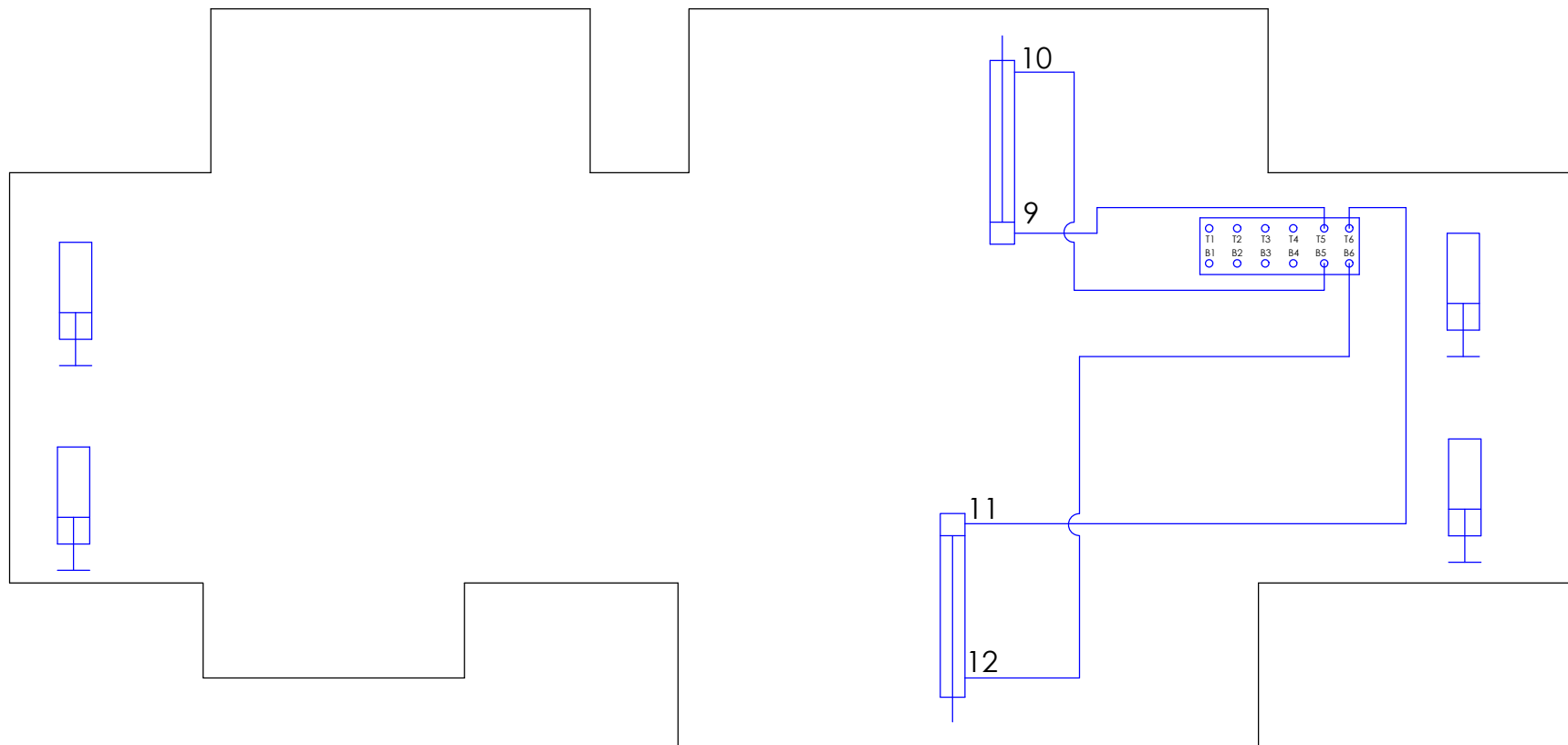
2

1

Driver's Side

B

B



A

A

Passenger Side

<b>EQUALIZER</b> <b>SYSTEMS</b> <small>ALWAYS USE PROPER</small>		TITLE: HOSE KIT		USED ON: FOREST RIVER DIESEL BERKSHIRE XLT 45A	
		SIZE: A	SCALE: 1:4	MATERIAL:	
<small>THE INFORMATION CONTAINED IN THIS DRAWING IS THE SOLE PROPERTY OF DAYS CORPORATION, ELKHART, IN. ANY REPRODUCTION IN PART OR AS A WHOLE WITHOUT THE WRITTEN PERMISSION OF DAYS CORPORATION, ELKHART, IN, IS PROHIBITED.</small>		DRAWN BY: GSG		DATE: 3/29/2021	
		APP'D BY:		DATE:	
		PART NAME: HOSE KIT-8113F-FRD		PAGE: 3 OF 3	
				DWG NO: 70336	

2

1

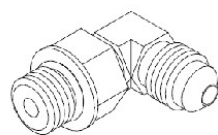
2

1

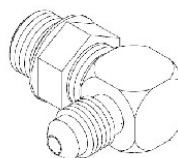
B

B

ITEM	PART #	DESCRIPTION	QUANTITY	COLOR CODE	LOCATION
1	2459	HOSE, 4'	1	BROWN	PUMP PORT T1 TO TOP OF DS FRONT JACK
2	2459	HOSE, 4'	1	BROWN STRIPE	PUMP PORT B1 TO BOTTOM OF DS FRONT JACK
3	2465	HOSE, 10'	1	WHITE	PUMP PORT T2 TO TOP OF PS FRONT JACK
4	2465	HOSE 10'	1	WHITE STRIPE	PUMP PORT B2 TO BOTTOM OF PS FRONT JACK
5	2482	HOSE, 32'	1	YELLOW	PUMP PORT T4 TO TOP OF PS REAR JACK
6	2465	HOSE, 10'	1	YELLOW STRIPE/ORANGE STRIPE	BOTTOM OF PS REAR JACK TO BOTTOM OF DS REAR JACK
7	2535	HOSE, 28'	1	ORANGE	PUMP PORT T3 TO TOP OF DS REAR JACK
8	2527	HOSE, 30'	1	ORANGE STRIPE	PUMP PORT B3 TO BOTTOM OF DS REAR JACK
9	2471	HOSE, 16'	1	GREEN	PUMP PORT T5 TO DIVIDER BLOCK ON ROOM 1 SYNC CYL
10	2471	HOSE, 16'	1	GREEN STRIPE	PUMP PORT B5 TO REAR OF ROOM 1 SYNC CYL
11	2469	HOSE, 14'	2	GREEN (2 STICKERS)	ROOM 1 SYNC CYL DIVIDER BLOCK TO REAR OF SLIDE CYLINDERS
12	2469	HOSE, 14'	2	GREEN STRIPE (2 STICKERS)	ROOM 1 SYNC CYL TO FRONT OF SLIDE CYLINDERS
13	2471	HOSE, 16'	1	PURPLE	PUMP PORT T6 TO DIVIDER BLOCK ON ROOM 3 SYNC CYL
14	2471	HOSE, 16'	1	PURPLE STRIPE	PUMP PORT B6 TO REAR OF ROOM 3 SYNC CYL
15	2471	HOSE, 16'	2	PURPLE (2 STICKERS)	ROOM 3 SYNC CYL DIVIDER BLOCK TO REAR OF SLIDE CYLINDERS
16	2471	HOSE, 16'	2	PURPLE STRIPE (2 STICKERS)	ROOM 3 SYNC CYL TO FRONT OF SLIDE CYLINDERS



1124




2118

A

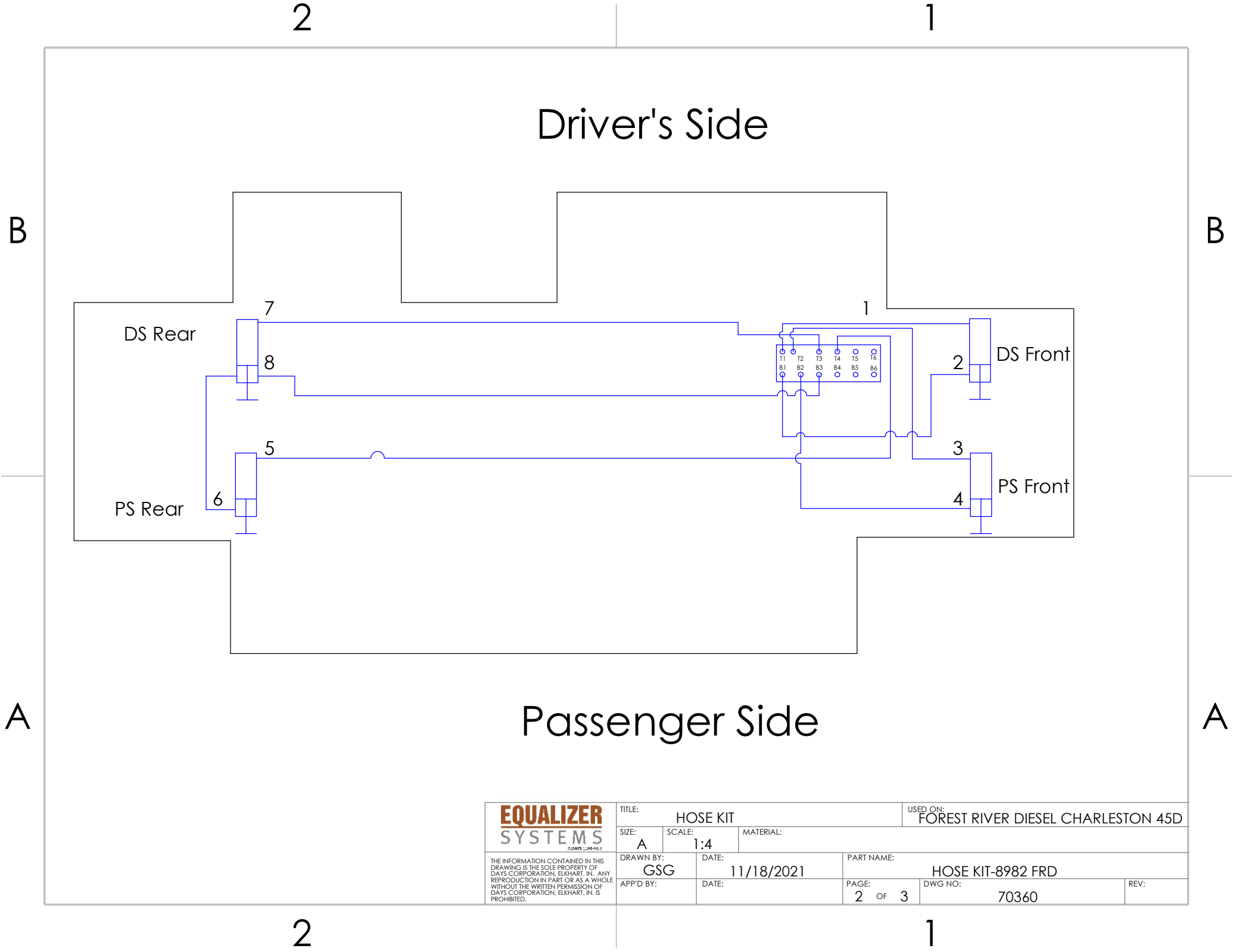
A

17	1124	FITTING - #4 JIC X #4 OR MALE 90	5		2 ON DS FRONT BOTTOM. 1 ON THE BOTTOM OF EVERY OTHER JACK
18	2118	FITTING-RESTRICTOR #6 OR X #4 JIC 90	4		TOP OF EACH JACK

REV.	REVISIONS	DATE:	BY:		TITLE: HOSE KIT		USED ON: FOREST RIVER DIESEL CHARLESTON 45D	
					SIZE: A	SCALE: 1:4	MATERIAL:	
				DRAWN BY: GSG	DATE: 11/18/2021	PART NAME: HOSE KIT-8982 FRD		
				APP'D BY:	DATE:	PAGE: 1 OF 3	DWG NO: 70360	REV:

2

1



<b>EQUALIZER</b> SYSTEMS <small>ALWAYS COMPLY</small>	TITLE: HOSE KIT			USED ON: FOREST RIVER DIESEL CHARLESTON 45D		
	SIZE: A	SCALE: 1:4	MATERIAL:			
THE INFORMATION CONTAINED IN THIS DRAWING IS THE SOLE PROPERTY OF DAYS CORPORATION, ELKHART, IN. ANY REPRODUCTION IN PART OR AS A WHOLE WITHOUT THE WRITTEN PERMISSION OF DAYS CORPORATION, ELKHART, IN. IS PROHIBITED.	DRAWN BY: GSG		DATE: 11/18/2021		PART NAME: HOSE KIT-8982 FRD	
	APP'D BY:		DATE:		PAGE: 2 OF 3	REV:
					DWG NO: 70360	

2

1

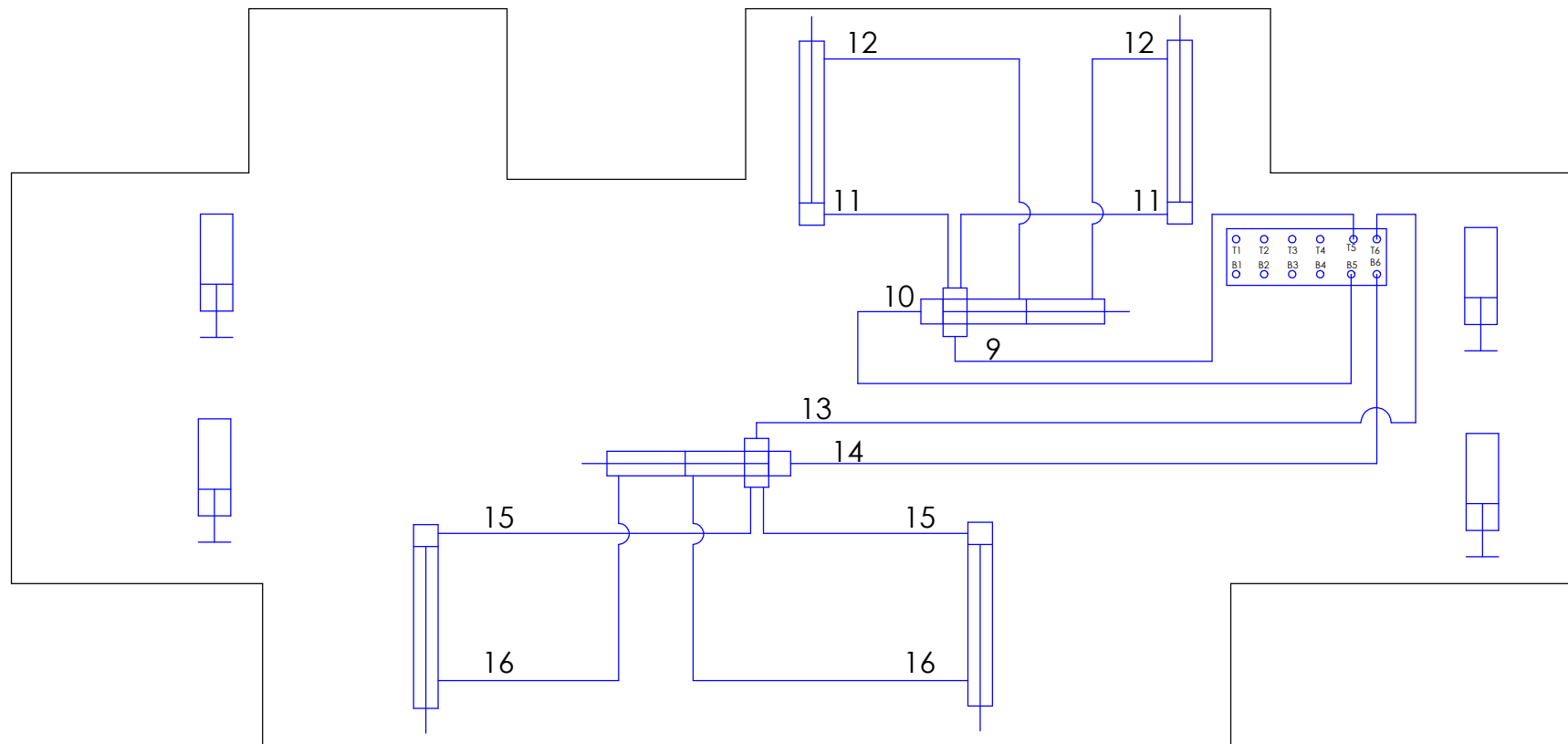
# Driver's Side

Room 2

Room 1

B

B



Room 3

# Passenger Side

A

A

2

1

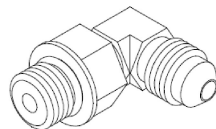
<b>EQUALIZER</b> <b>SYSTEMS</b> <small>© 2021 DAYS CORPORATION</small>		TITLE: HOSE KIT		USED ON: FOREST RIVER DIESEL CHARLESTON 45D	
		SIZE: A	SCALE: 1:4	MATERIAL:	
<small>THE INFORMATION CONTAINED IN THIS DRAWING IS THE SOLE PROPERTY OF DAYS CORPORATION, ELKHART, IN. ANY REPRODUCTION IN PART OR AS A WHOLE WITHOUT THE WRITTEN PERMISSION OF DAYS CORPORATION, ELKHART, IN, IS PROHIBITED.</small>		DRAWN BY: GSG		DATE: 11/18/2021	
		APP'D BY:		DATE:	
		PART NAME: HOSE KIT-8982 FRD		PAGE: 3 OF 3	
		DWG NO: 70360		REV:	



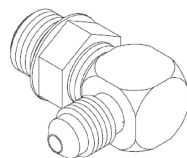
2

1

ITEM	PART #	DESCRIPTION	QUANTITY	COLOR CODE	LOCATION
1	2535	HOSE, 28'	1	BROWN	PUMP PORT T1 TO TOP OF DS FRONT JACK
2	2527	HOSE, 30'	1	BROWN STRIPE	PUMP PORT B1 TO BOTTOM OF DS FRONT JACK
3	3018	HOSE, 26'	1	WHITE	PUMP PORT T2 TO TOP OF PS FRONT JACK
4	2465	HOSE 10'	1	BROWN STRIPE/WHITE STRIPE	BOTTOM OF DS FRONT JACK TO BOTTOM OF PS FRONT JACK
5	2461	HOSE, 6'	1	YELLOW	PUMP PORT T4 TO TOP OF PS REAR JACK
6	2463	HOSE, 8'	1	YELLOW STRIPE	PUMP PORT B4 TO BOTTOM OF PS REAR JACK
7	2463	HOSE, 8'	1	ORANGE	PUMP PORT T3 TO TOP OF DS REAR JACK
8	2465	HOSE, 10'	1	ORANGE STRIPE	PUMP PORT B3 TO BOTTOM OF DS REAR JACK
9	3018	HOSE, 26'	1	GREEN	PUMP PORT T5 TO ROOM 1, REAR OF SLIDE CYL
10	3018	HOSE, 26'	1	GREEN STRIPE	PUMP PORT B5 TO ROOM 1, FRONT OF SLIDE CYL
11	2471	HOSE, 16'	1	PURPLE	PUMP PORT T6 TO FLOW DIVIDER 1
12	2471	HOSE, 16'	1	PURPLE STRIPE	PUMP PORT B6 TO FLOW DIVIDER 2
13	2471	HOSE, 16'	2	PURPLE STRIPE (2 STICKERS)	FLOW DIVIDER 2 TO FRONT OF SLIDE CYLINDERS
14	2471	HOSE, 16'	2	PURPLE (2 STICKERS)	FLOW DIVER 1 TO REAR OF SLIDE CYLINDERS




1124



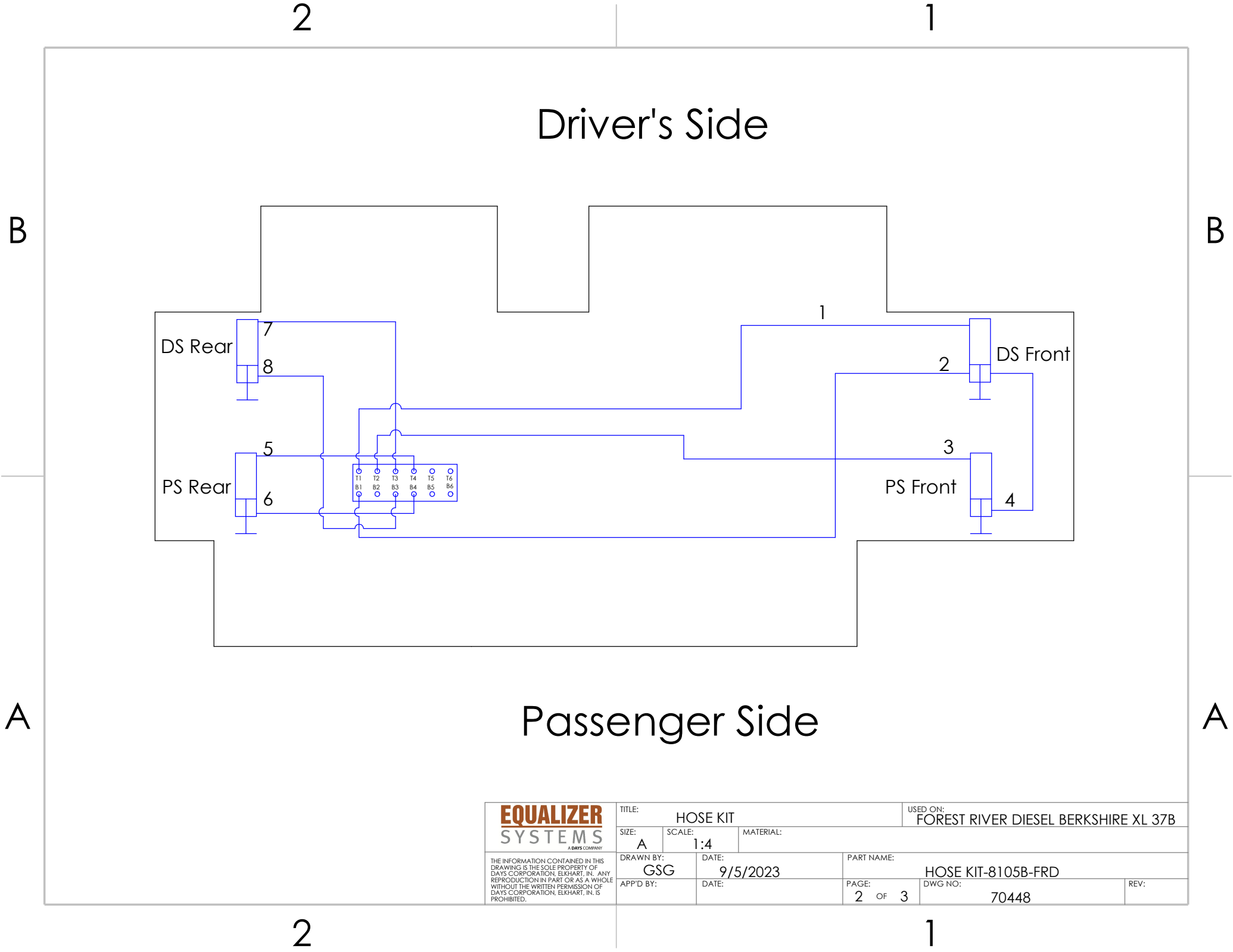
2118

15	1124	FITTING - #4 JIC X #4 OR MALE 90	5		2 ON DS FRONT BOTTOM. 1 ON THE BOTTOM OF EVERY OTHER JACK
16	2118	FITTING- RESTRICTOR #6 OR X #4 JIC 90	4		TOP OF EACH JACK

REV.	REVISIONS	DATE:	BY:	 <p>THE INFORMATION CONTAINED IN THIS DRAWING IS THE SOLE PROPERTY OF DAYS CORPORATION, ELKHART, IN. ANY REPRODUCTION IN PART OR AS A WHOLE WITHOUT THE WRITTEN PERMISSION OF DAYS CORPORATION, ELKHART, IN, IS PROHIBITED.</p>	TITLE: HOSE KIT		USED ON: FOREST RIVER DIESEL BERKSHIRE XL 37B	
					SIZE: A	SCALE: 1:4	MATERIAL:	
				DRAWN BY: GSG	DATE: 9/5/2023	PART NAME: HOSE KIT-8105B-FRD		
				APP'D BY:	DATE:	PAGE: 1 OF 3	DWG NO: 70448	REV:

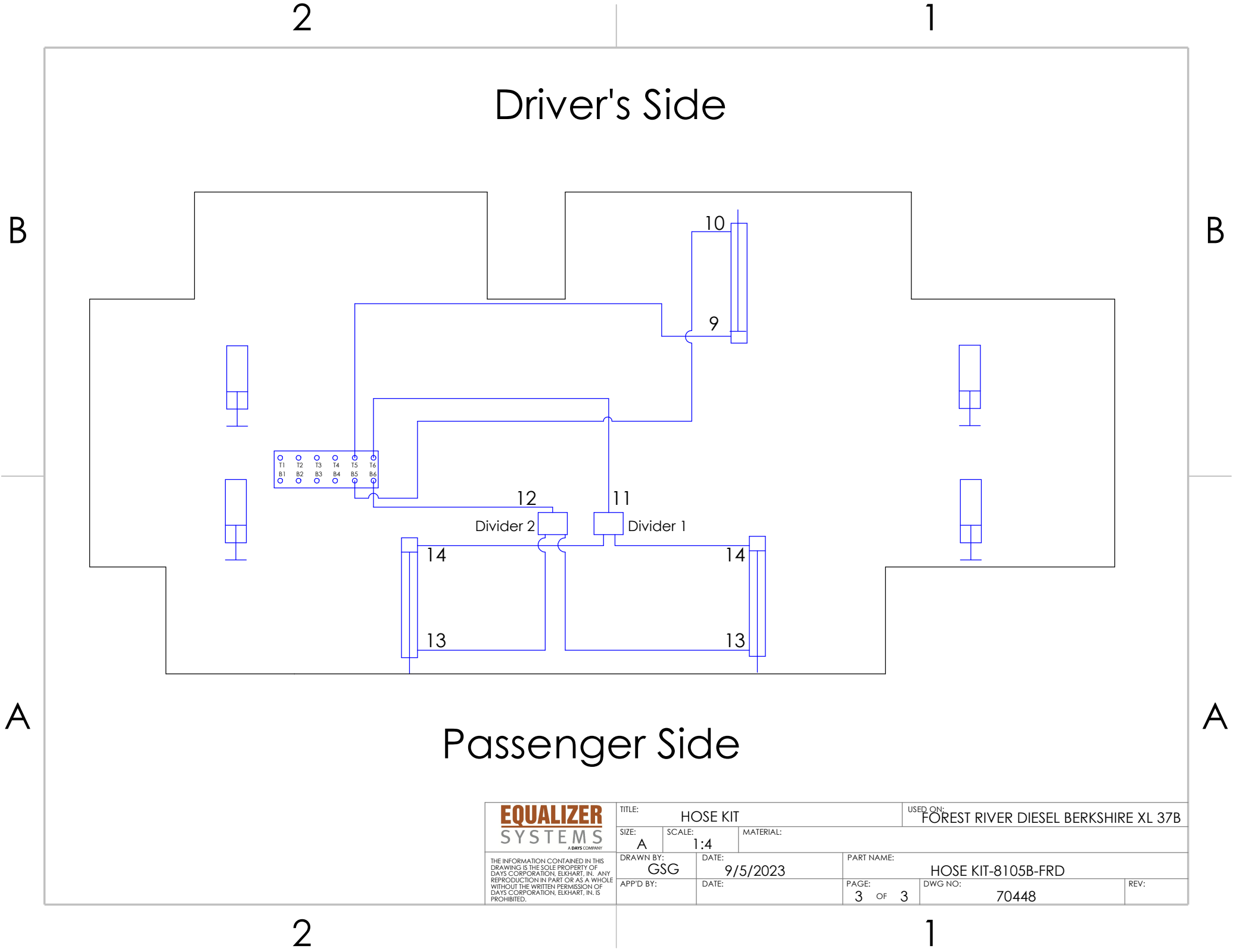
2

1



<b>EQUALIZER</b> <b>SYSTEMS</b> <small>A DAYS COMPANY</small>	TITLE: HOSE KIT		USED ON: FOREST RIVER DIESEL BERKSHIRE XL 37B	
	SIZE: A	SCALE: 1:4	MATERIAL:	
THE INFORMATION CONTAINED IN THIS DRAWING IS THE SOLE PROPERTY OF DAYS CORPORATION, ELKHART, IN. ANY REPRODUCTION IN PART OR AS A WHOLE WITHOUT THE WRITTEN PERMISSION OF DAYS CORPORATION, ELKHART, IN. IS PROHIBITED.	DRAWN BY: GSG	DATE: 9/5/2023	PART NAME: HOSE KIT-8105B-FRD	
	APP'D BY:	DATE:	PAGE: 2 OF 3	DWG NO: 70448
				REV:

THE INFORMATION CONTAINED IN THIS DRAWING IS THE SOLE PROPERTY OF DAYS CORPORATION, ELKHART, IN. ANY REPRODUCTION IN PART OR AS A WHOLE WITHOUT THE WRITTEN PERMISSION OF DAYS CORPORATION, ELKHART, IN, IS PROHIBITED.

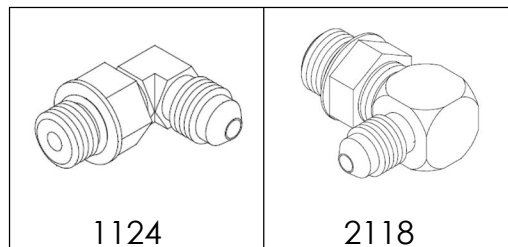


<div><div>EQUALIZER</div><div>SYSTEMS</div><div>A DAYS COMPANY</div></div>	TITLE: HOSE KIT			USED ON: FOREST RIVER DIESEL BERKSHIRE XL 37B		
	SIZE: A	SCALE: 1:4	MATERIAL:			
THE INFORMATION CONTAINED IN THIS DRAWING IS THE SOLE PROPERTY OF DAYS CORPORATION, ELKHART, IN. ANY REPRODUCTION IN PART OR AS A WHOLE WITHOUT THE WRITTEN PERMISSION OF DAYS CORPORATION, ELKHART, IN, IS PROHIBITED.	DRAWN BY: GSG		DATE: 9/5/2023		PART NAME: HOSE KIT-8105B-FRD	
	APP'D BY:		DATE:		PAGE: 3 OF 3	DWG NO: 70448
						REV:

2

1

ITEM	PART #	DESCRIPTION	QUANTITY	COLOR CODE	LOCATION
1	2461	HOSE, 6'	1	YELLOW SOLID	PUMP PORT T4 TO PS REAR TOP
2	2461	HOSE, 6'	1	YELLOW STRIPE	PUMP PORT B4 TO PS REAR BOTTOM
3	2465	HOSE, 10'	1	ORANGE SOLID	PUMP PORT T3 TO DS REAR TOP
4	2465	HOSE, 10'	1	ORANGE STRIPE	PUMP PORT B3 TO DS REAR BOTTOM
5	2465	HOSE, 10'	1	BROWN STRIPE/WHITE STRIPE	ATTACH BOTH DS AND PS FRONT JACKS USING LOWER PORTS
6	2467	HOSE, 12'	2	2-PURPLE SOLID (2 STICKERS)	OUT FROM DIVIDER 1 TO BOTH ROOM 3 SLIDE CYLINDERS PORTS REAR
7	2467	HOSE, 12'	2	2-PURPLE STRIPE (2 STICKERS)	OUT FROM DIVIDER 2 TO BOTH ROOM 3 SLIDE CYLINDERS PORTS FRONT
8	2471	HOSE, 16'	1	PURPLE SOLID	PUMP PORTS T6 TO DIVIDER 1
9	2471	HOSE, 16'	1	PURPLE STRIPE	PUMP PORTS B6 TO DIVIDER 2
10	2535	HOSE, 28'	1	BROWN SOLID	PUMP PORT T1 TO DS FRONT TOP
11	2535	HOSE, 28'	1	WHITE SOLID	PUMP PORT T2 TO PS FRONT TOP
12	2527	HOSE, 30'	1	GREEN	PUMP PORT T5 TO ROOM 1 SLIDE CYLINDER REAR
13	2527	HOSE, 30'	1	GREEN STRIPE	PUMP PORT B5 TO ROOM 1 SLIDE CYLINDER FRONT
14	2527	HOSE, 30'	1	BROWN STRIPE	PUMP PORT B1 TO DS FRONT BOTTOM

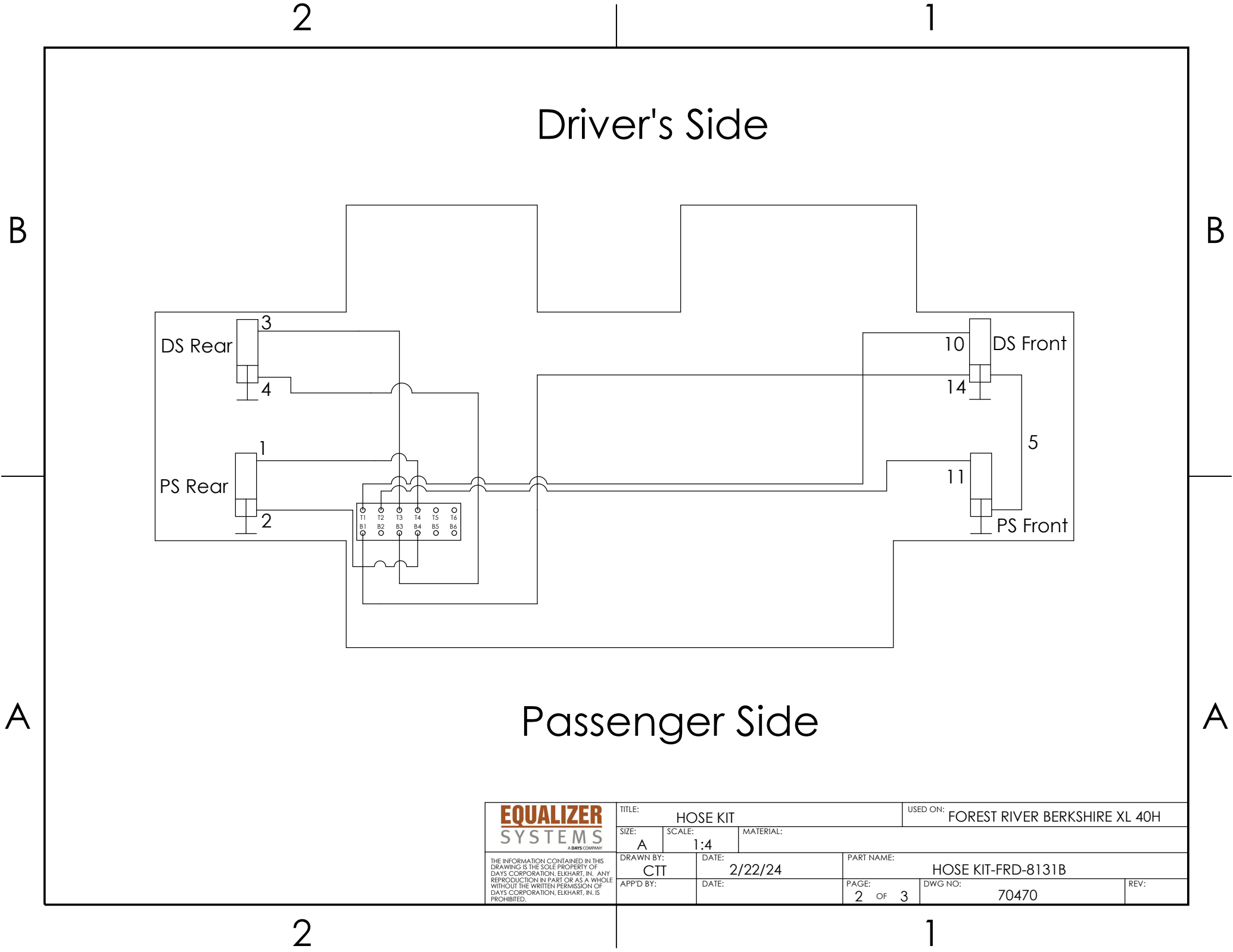


15	1124	FITTING - #4 JIC X #4 OR MALE 90	5		1 AT THE BOTTOM OF BACK DS, PS, AND FRONT DS. 2 ON FRONT PS
16	2118	FITTING- RESTRICTOR #6 OR X #4 JIC 90	4		TOP OF EACH JACK

REV.	REVISIONS	DATE:	BY:	<b>EQUALIZER SYSTEMS</b> <small>A DAYS COMPANY</small> <small>THE INFORMATION CONTAINED IN THIS DRAWING IS THE SOLE PROPERTY OF DAYS CORPORATION, ELKHART, IN. ANY REPRODUCTION IN PART OR AS A WHOLE WITHOUT THE WRITTEN PERMISSION OF DAYS CORPORATION, ELKHART, IN. IS PROHIBITED.</small>	TITLE: HOSE KIT		USED ON: FOREST RIVER BERKSHIRE XL 40H		
					SIZE: A	SCALE: 1:4	MATERIAL:		
					DRAWN BY: CTT	DATE: 2/22/24	PART NAME: HOSE KIT-FRD-8131B		
					APP'D BY:	DATE:	PAGE: 1 OF 3	DWG NO: 70470	REV:

2

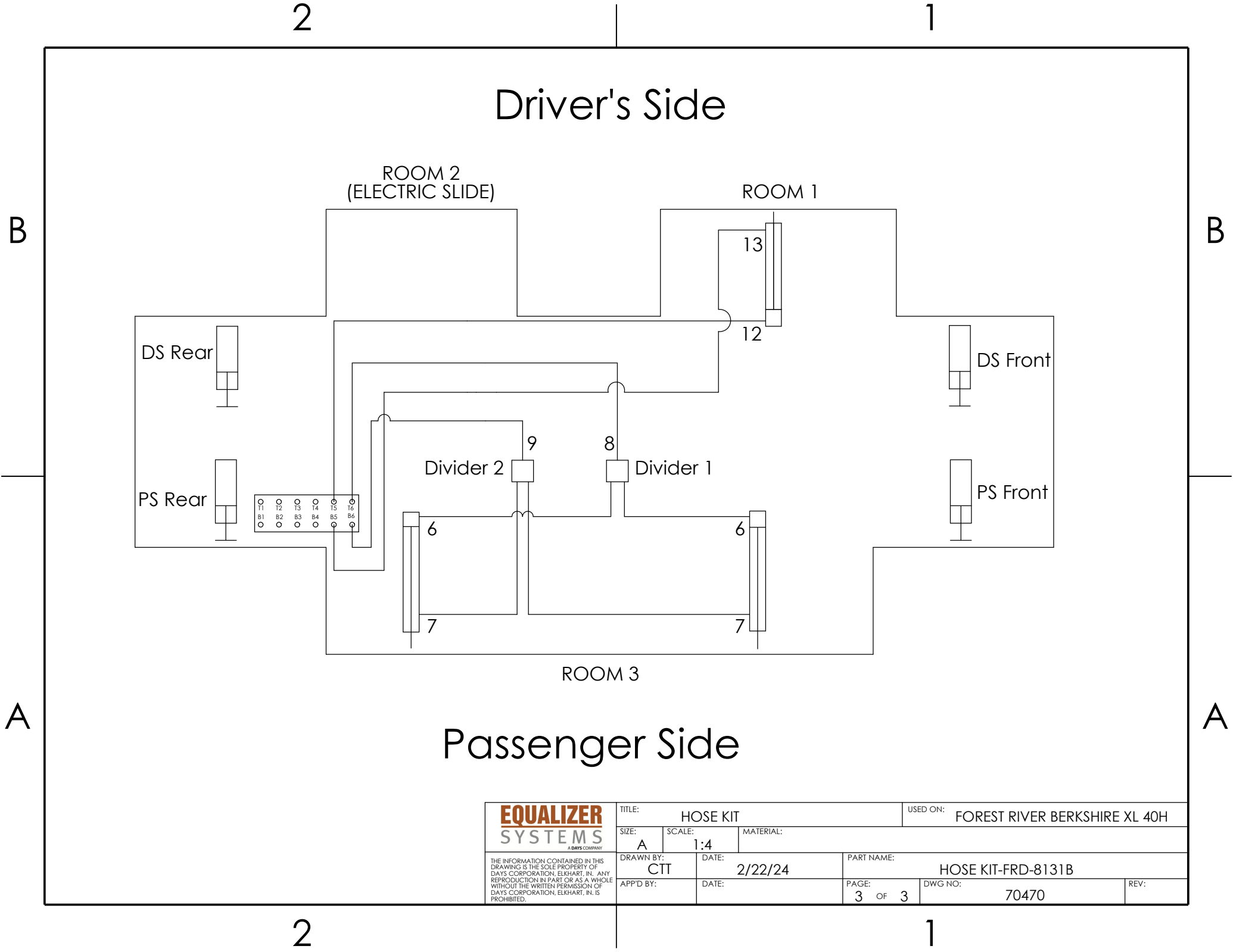
1



**EQUALIZER**  
SYSTEMS  
A DAYS COMPANY

THE INFORMATION CONTAINED IN THIS  
DRAWING IS THE SOLE PROPERTY OF  
DAYS CORPORATION, ELKHART, IN. ANY  
REPRODUCTION IN PART OR AS A WHOLE  
WITHOUT THE WRITTEN PERMISSION OF  
DAYS CORPORATION, ELKHART, IN, IS  
PROHIBITED.

TITLE: HOSE KIT			USED ON: FOREST RIVER BERKSHIRE XL 40H		
SIZE: A	SCALE: 1:4	MATERIAL:			
DRAWN BY: CTT		DATE: 2/22/24		PART NAME: HOSE KIT-FRD-8131B	
APP'D BY:		DATE:		PAGE: 2 OF 3 DWG NO: 70470 REV:	



<div>EQUALIZER</div> <div>SYSTEMS</div> <div>A DAYS COMPANY</div>	TITLE: HOSE KIT			USED ON: FOREST RIVER BERKSHIRE XL 40H		
	SIZE: A	SCALE: 1:4	MATERIAL:			
THE INFORMATION CONTAINED IN THIS DRAWING IS THE SOLE PROPERTY OF DAYS CORPORATION, ELKHART, IN. ANY REPRODUCTION IN PART OR AS A WHOLE WITHOUT THE WRITTEN PERMISSION OF DAYS CORPORATION, ELKHART, IN. IS PROHIBITED.	DRAWN BY: CTT		DATE: 2/22/24		PART NAME: HOSE KIT-FRD-8131B	
	APP'D BY:		DATE:		PAGE: 3 OF 3	
					DWG NO: 70470	
					REV:	