



**FOREST RIVER DIESEL
MODELS AND PARTS
VOLUME I**

TABLE OF CONTENTS-VOLUME I

Preface	4-7
2006 Berkshire	8
2006 Charleston	9-15
2007 Berkshire	16-17
2007 Charleston	18-25
2008 Berkshire	26-33
2008 Charleston	34-47
2009 Berkshire	48-51
2009 Charleston	52-57
2010 Berkshire	58-62
2010 Charleston	63-68
2011 Berkshire	69-73
2011 Charleston	74-76
2012 Berkshire	77-80
2012 Charleston	81-86
2013 Berkshire	87-90
2013 Charleston	91-93
2014 Legacy	94-96
2014 Berkshire	97-99
2014 Charleston	100-101
2015 Legacy	102-104
2015 Berkshire	105-109
2015 Charleston	110-112

2016 Legacy	113-115
2016 Berkshire	116-124
2016 Charleston	125-126
2017 Legacy	127-129
2017 Berkshire	130-137
2017 Charleston	138-139
2018 Legacy	140-143
2018 Berkshire	144-153
2018 Charleston	154-155
2019 Legacy	156-158
2019 Berkshire	159-170

FOREST RIVER DIESEL SYSTEMS BY MODEL YEAR AND FLOOR PLAN

This book is meant to be a guide for identifying parts on Forest River Diesel coaches. Please remember to make every effort to confirm the information contained in this book. There have been many changes to the component assemblies through the years and we do not have a way to know for sure the exact coach number that changes took effect. I am going to outline some of these changes with the manner in which you can verify what you are looking at.

Slide Numbering

The first thing that I want to cover is the slide numbering system that we are using. Slide number “1” is always the slide on the driver’s side directly behind the driver. The rest of the slides follow in order counter clockwise around the coach. For instance if there is a second slide on the driver’s side, it would be slide “2”. If not, then the rear slide on the passenger side would be slide “2”. The next slide is slide “3” and so forth.

Pumps

When we started on these coaches, we used a manual hand pump to achieve manual override. The pump numbers that were done this way are 7330 and 7380. In model year 2009 the hand pump was removed because the motor had a hex on the end that allows a drill to be put on the motor to achieve manual override. The pump harness on these pumps also had the main plug changed from a six way to a nine way. These pumps were number 7666, 7667, and 7668. The prototypes of the 2009 Berkshire 360FWS, Charleston 430FWS, and Charleston 430QS utilized bi-rotational pumps. These pump numbers are 7604 and 7611 and can be identified by having two motor solenoids on them. They were then changed back to uni-directional pumps until model year 2011. In model year 2011, all pumps were changed to bi-rotational pumps. These changes also changed the main harness to correspond with the pump harness.

Hoses

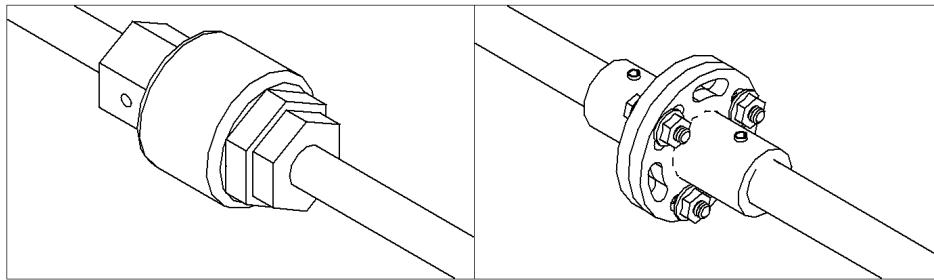
Initially all coaches had two hose that ran from the pump to each jack leg. Beginning in February of 2008 the hose configuration was changed so that on the front legs instead of having two hoses from each jack leg running back to the pump, we ran a hose from the bottom of one jack to the bottom of the other, and then just on hose back to the pump. You will find two sets of charts for model year 2008 that reflects this change. Also in February of 2012 the arrangement of hoses on the Charleston 430BH, 430QS, and 430RB was changed. You will find two sets of charts for these as well.

Slides

Slides have undergone the most changes in these systems. I will discuss these in two separate groups beginning with the driver's side slide that is near the front of the coach, most commonly referred to as the "Living Room Slide". There are three separate slides that were used on the driver's side. This does not include the hybrid slide used with Norco cables for timing and Equalizer hydraulic cylinder.

7258 MAIN SLIDE-32"

This is the original slide which began production near the end of 2005. This slide is identified by having the cylinder mounted centered between the two room support arms. Also, the center to center dimension of the room support arms is 69". The only change that this slide ever had, took place around the end of 2006. The coupling in the center of the timing shafts was changed from a Tran torque coupling to a flange coupling.



Tran Torque Coupling

Flange Coupling

If you need to replace one of the shafts with the old coupling, you will need to replace both shafts as the new shafts will only accept the new couplings.

7293 MAIN SLIDE-32"

This slide was first used on the 2007 Berkshire 390QS. It has the cylinder mounted centered between the two support arms. The center to center distance of the support arms is 81 1/2". This slide replaced all 7258 slides beginning in January of 2010.

7455 MAIN SLIDE-20"


This slide was only used on the Charleston 410FS. It has the cylinder mounted centered between the two support arms. The center to center distance of the support arms is 93 1/2". This slide was replaced by the 7708 slide beginning in January of 2010.

The next group of slides will be the passenger side front slides, most commonly referred to as the “Kitchen Slide”.

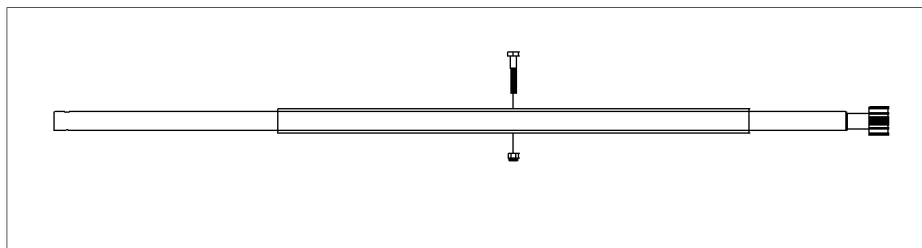
7257 MAIN SLIDE-20”

This is the original slide which began production near the end of 2005. This slide is identified by having the cylinder mounted to the left hand room support arm. (Note: Left Hand & Right Hand as you view the room from outside of the coach) Also, the center to center dimension of the room support arms is 69”. This slide underwent two major changes since inception. The first change took place around the end of 2006. The coupling in the center of the timing shafts was changed from a Tran torque coupling to a flange coupling. (See illustrations under 7258 slide.) If you need to replace one of the shafts with the old coupling, you will need to replace both shafts as the new shafts will only accept the new couplings.

The second change that took place on this slide was to add a fourth bearing and change the shaft arrangement. This change took place in early 2008. Each side of the older shafts was made with a short shaft bolted to a square tube and a short shaft with a gear on it bolted to the other end off the tube. The new shafts are one solid shaft with a square tube bolted to it with one bolt in the center to hold the tube. This is added to stiffen the shaft.



Old Style Shaft



New Style Shaft

The old style shafts are no longer available so you must use the new ones as replacements and you must change both shafts. Along with this change we added a fourth bearing to the shafts. We have a kit that includes the brackets

(Which must be welded to the frame) and bolts. (Part #6849) The last one of these slides was produced in September of 2008.

On some of these slides that have had multiple timing shaft failures, we have removed the timing shafts and added a second cylinder with flow dividers to time it. This is not possible on all floor plans. To determine if you can add the second cylinder, you must verify that there is room for it. On some floor plans the outer tube of the opposing slide is too close to the right hand outer tube to allow it. We developed a kit for this retrofit (Part #7723) along with a detailed instruction manual. It is recommended that anybody that may want to purchase this kit should first be sent the instruction manual so they can see the scope of the work.

7570 MAIN SLIDE-66 X 20" CENT. CYL.

This slide began replacing some of the 7257 slides in certain floor plans in May of 2008. To identify this slide notice that the cylinder is mounted centered between the room support arms. The room support arms are 69" center to center. The last time this slide was produced was in January of 2010.

7708 MAIN SLIDE-84 X 20"-FR

This slide replaced the 7570 completely in January of 2010. This slide also has the cylinder mounted centered between the room support arms. The room support arms are 81 1/2" center to center.

The last groups of slides are the Equalizer/Norco hybrid slides. These slides have Norco cable and pulley systems to time the room and are driven by an Equalizer hydraulic cylinder. These are primarily used on full wall slides, and are clearly identified in the charts.

**Forest River Diesel
2006 Berkshire
360QS**

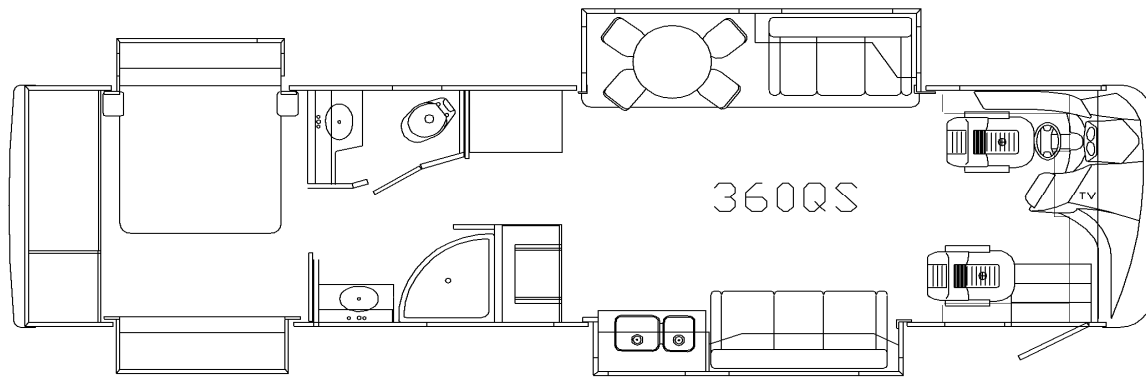


Notes:

1) Complete hose kit number is 7423

[illegible]

**Forest River Diesel
2006 Charleston
360QS**



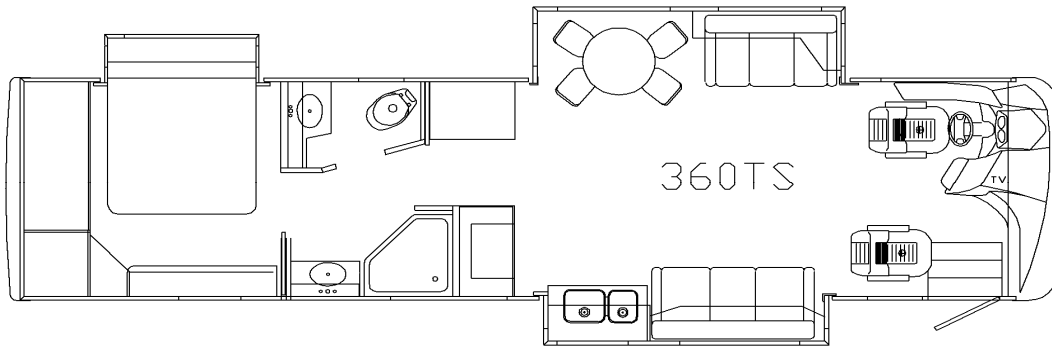
Notes:

1) Complete hose kit number is 7423

Item, Length	Description / Location	Qty	Color	Part Number
Kit	(Items listed below)	1		8258
Pump	6-Function, 2 Rooms, Jacks	1		7330
Jacks	12,000 lbs, 16" Stroke	4		7214
Touch Pad	Located to the left of the drivers seat	1		3012
AL Controller	Attached to bottom of structure	1		2730
Main Harness	Connects pump, controller, and touch pad	1		6644
Hose, 30'	Pump to Jack, DS Front Top	1	Brown	2527
Hose, 30'	Pump to Jack, DS Front Bottom	1	Brown Stripe	2527
Hose, 32'	Pump to Jack, PS Front Top	1	White	2482
Hose, 32'	Pump to Jack, PS Front Bottom	1	White Stripe	2482
Hose, 12'	Pump to Jack, PS Rear Top	1	Yellow	2467
Hose, 12'	Pump to Jack, PS Rear Bottom	1	Yellow Stripe	2467
Hose, 10'	Pump to Jack, DS Rear Top	1	Orange	2465
Hose, 10'	Pump to Jack, DS Rear Bottom	1	Orange Stripe	2465
Slide Room 1	32" Flush Floor(EQ)	1		7258
Hose, 28'	Pump to Room 1	2	Green	2535
Slide Room 2	Equalizer Electric	1		7343
Slide Room 3	Norco Electric	1		
Slide Room 4	20" Above Floor(EQ)	1		7257
Hose, 26'	Pump to Room 4	2	Purple	3018

Revisions

**Forest River Diesel
2006 Charleston
360TS**



Notes:

1) Complete hose kit number is 7423

[illegible]

**Forest River Diesel
2006 Charleston
400QS**

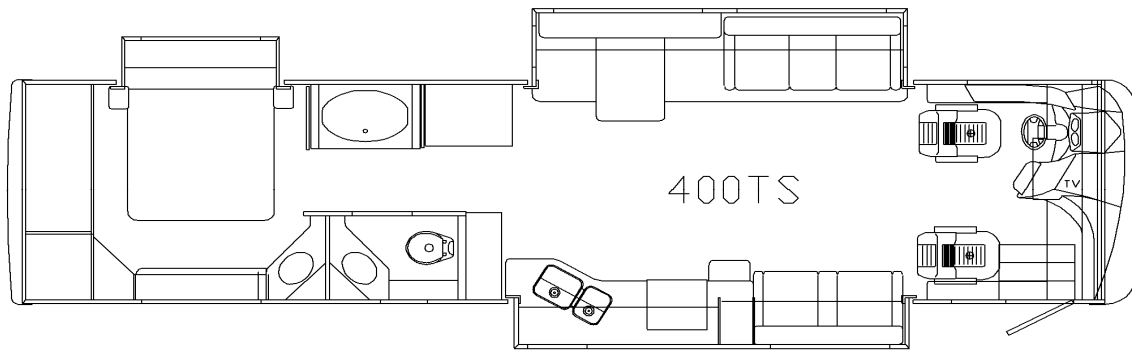


Notes:

1) Complete hose kit number is 7423

[illegible]

**Forest River Diesel
2006 Charleston
400TS**



Notes:

1) Complete hose kit number is 7423

[illegible]

**Forest River Diesel
2006 Charleston
410QS**

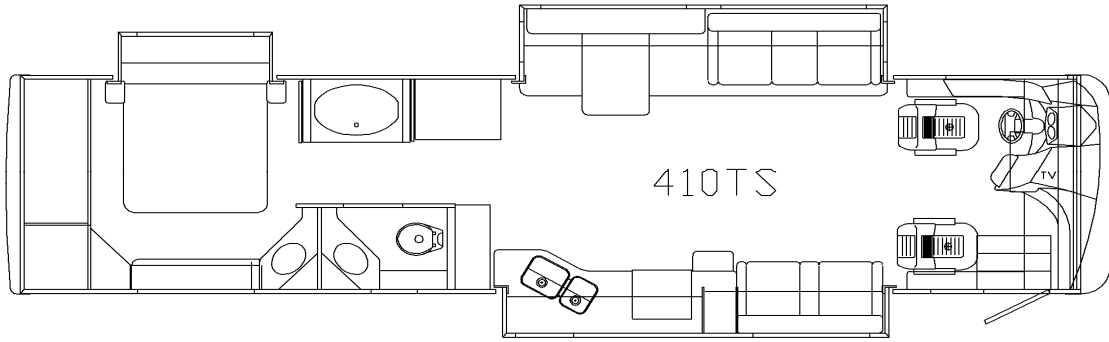


Notes:

1) Complete hose kit number is 7423

[illegible]

**Forest River Diesel
2006 Charleston
410TS**



Notes:

1) Complete hose kit number is 7423

[illegible]

**Forest River Diesel
2006 Charleston
410DST**



Notes:

1) Complete hose kit number is 7423

[illegible]

**Forest River Diesel
2007 Berkshire
360QS**



Notes:

1) Complete hose kit number is 7423

[illegible]

**Forest River Diesel
2007 Berkshire
390QS**

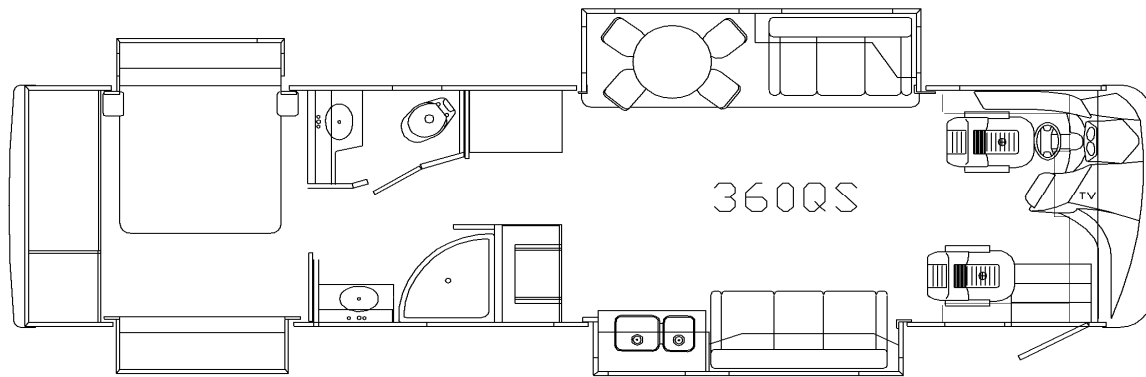


Notes:

1) Complete hose kit number is 7423

[illegible]

**Forest River Diesel
2007 Charleston
360QS**

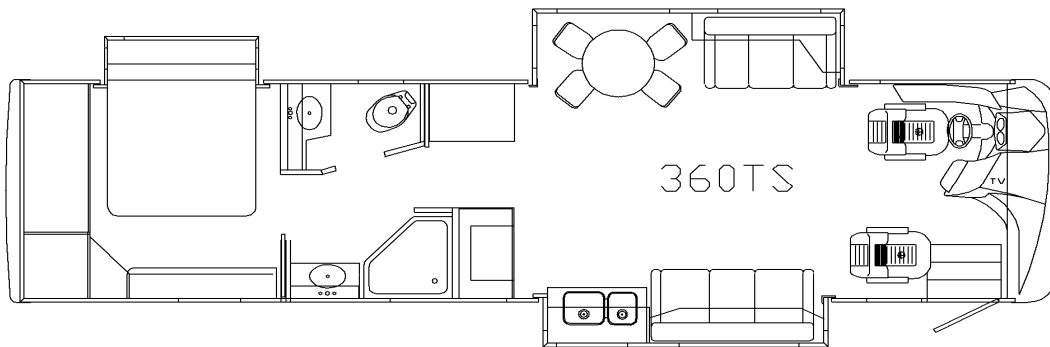


Notes:

1) Complete hose kit number is 7423

[illegible]

**Forest River Diesel
2007 Charleston
360TS**



Notes:

1) Complete hose kit number is 7423

[illegible]

**Forest River Diesel
2007 Charleston
400QS**

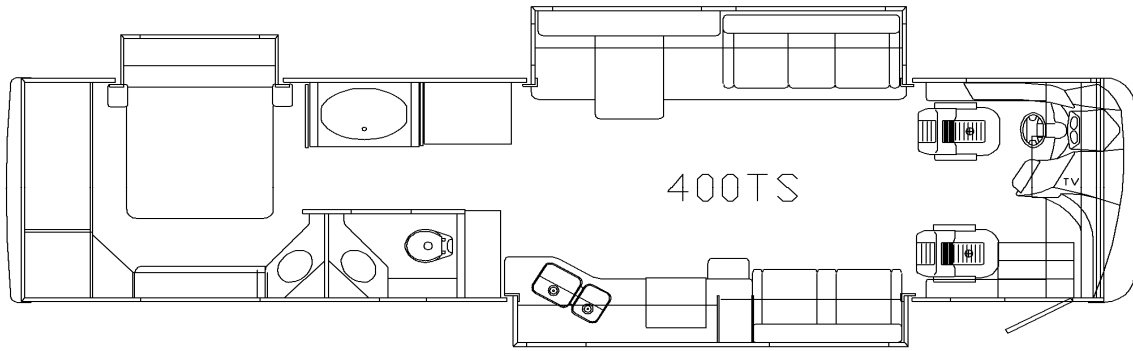


Notes:

1) Complete hose kit number is 7423

[illegible]

**Forest River Diesel
2007 Charleston
400TS**



Notes:

1) Complete hose kit number is 7423

[illegible]

**Forest River Diesel
2007 Charleston
410QS**

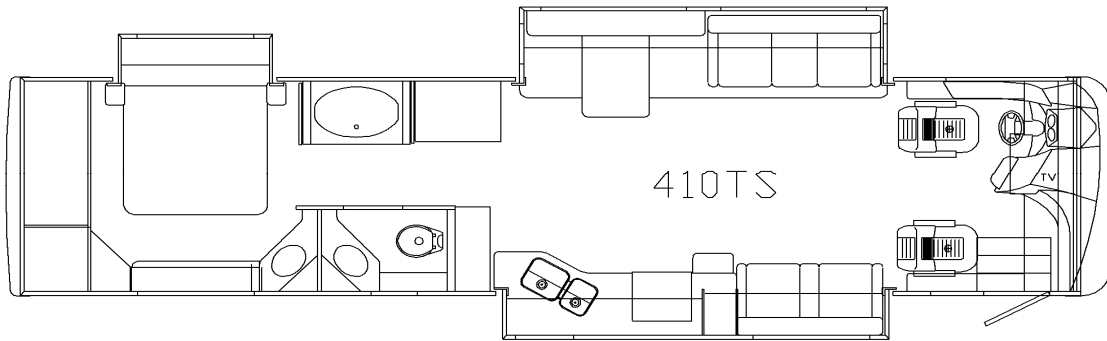


Notes:

1) Complete hose kit number is 7423

[illegible]

**Forest River Diesel
2007 Charleston
410TS**



Notes:

1) Complete hose kit number is 7423

[illegible]

**Forest River Diesel
2007 Charleston
410DST**



Notes:

1) Complete hose kit number is 7423

[illegible]

**Forest River Diesel
2007 Charleston
410FS**



Notes:

1) Complete hose kit number is 7457

[illegible]

**Forest River Diesel
2008 Berkshire
360QS
(Shipped to FR prior to 2/1/08)**



Notes:

1) Complete hose kit number is 7423

[illegible]

(Shipped to FR after 2/1/08)



Notes:

1) Complete hose kit number is 7423

Item, Length	Description / Location	Qty	Color	Part Number
Kit	(Items listed below)	1		8258B
Pump	6-Function, 2 Rooms, Jacks	1		7330
Jacks	12,000 lbs, 16" Stroke	4		7214
Touch Pad	Located to the left of the drivers seat	1		3012
AL Controller	Attached to bottom of structure	1		2730
Main Harness	Connects pump, controller, and touch pad	1		6644
Hose, 30'	Pump to Jack, DS Front Top	1	Brown	2527
Hose, 30'	Pump to Jack, DS Front Bottom	1	Brown Stripe	2527
Hose, 32'	Pump to Jack, PS Front Top	1	White	2482
Hose, 10'	DS Front Jack Bottom, PS Front Jack Bottom	1	Brn./Whi. Stripe	2465
Hose, 12'	Pump to Jack, PS Rear Top	1	Yellow	2467
Hose, 12'	Pump to Jack, PS Rear Bottom	1	Yellow Stripe	2467
Hose, 10'	Pump to Jack, DS Rear Top	1	Orange	2465
Hose, 10'	Pump to Jack, DS Rear Bottom	1	Orange Stripe	2465
Slide Room 1	32" Flush Floor(EQ)	1		7258
Hose, 28'	Pump to Room 1	2	Green	2535
Slide Room 2	Equalizer Electric	1		7343B
Slide Room 3	Norco Electric	1		
Slide Room 4	20" Above Floor(EQ)	1		7257
Hose, 26'	Pump to Room 4	2	Purple	3018

Revisions

**Forest River Diesel
2008 Berkshire
390QS
(Shipped to FR prior to 2/1/08)**



Notes:

1) Complete hose kit number is 7423

[illegible]

**Forest River Diesel
2008 Berkshire
390QS**

(Shipped to FR after 2/1/08)

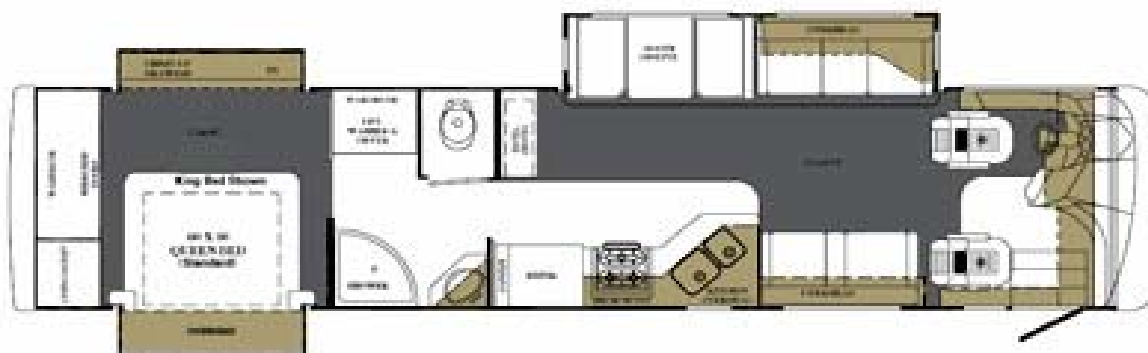


Notes:

1) Complete hose kit number is 7423

[illegible]

(Shipped to FR prior to 2/1/08)

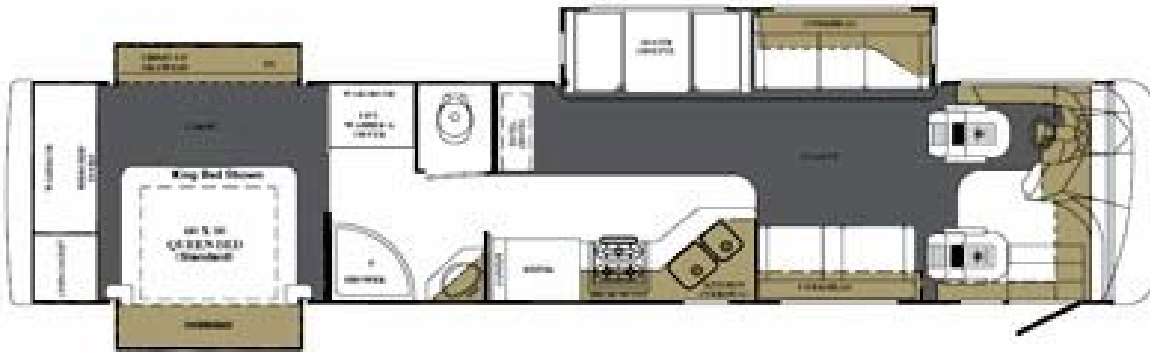


Notes:

1) Complete hose kit number is 7457

[illegible]

**Forest River Diesel
2008 Berkshire
390TS
(Shipped to FR after 2/1/08)**

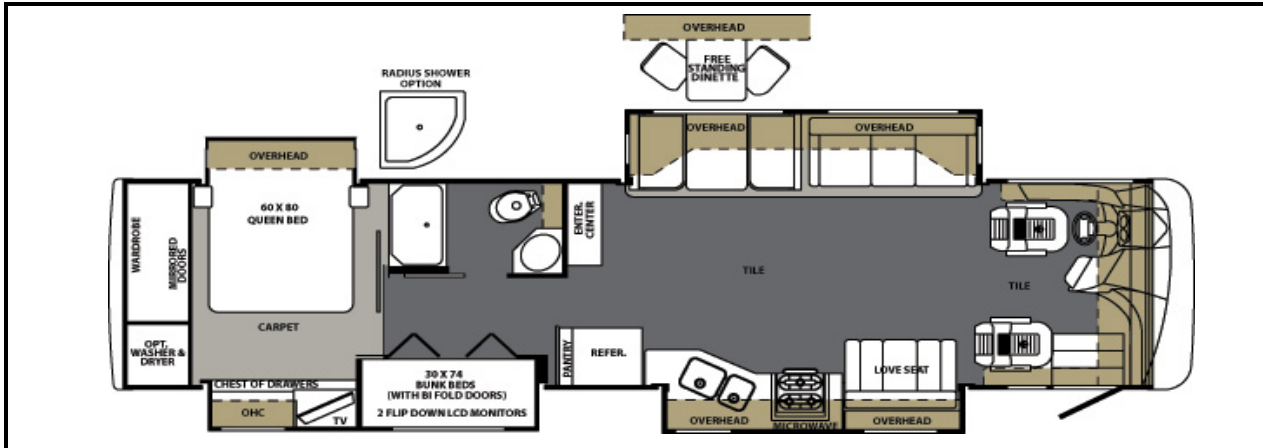


Notes:

1) Complete hose kit number is 7457

[illegible]

**Forest River Diesel
2008 Berkshire
390BH
(Shipped to FR prior to 2/1/08)**

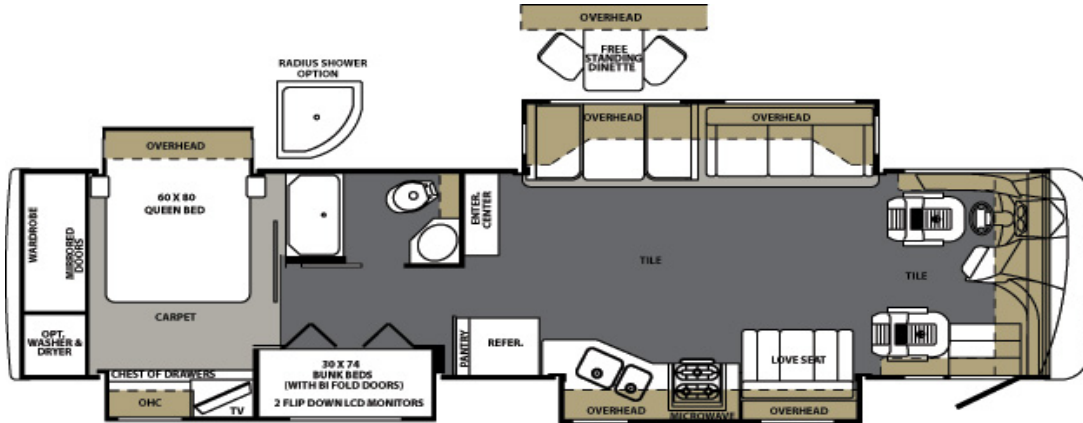


Notes:

1) Complete hose kit number is 7423

[illegible]

(Shipped to FR after 2/1/08)



Notes:

1) Complete hose kit number is 7423

[illegible]

Shipped to FR prior to (2/1/08)



Notes:

1) Complete hose kit number is 7423

[illegible]

(Shipped to FR after 2/1/08)



Notes:

1) Complete hose kit number is 7423

[illegible]

(Shipped to FR prior to 2/1/08)



Notes:

1) Complete hose kit number is 7423

[illegible]

**Forest River Diesel
2008 Charleston
405QS
(Shipped to FR after 2/1/08)**



Notes:

1) Complete hose kit number is 7423

Item, Length	Description / Location	Qty	Color	Part Number
Kit	(Items listed below)	1		8258
Pump	6-Function, 2 Rooms, Jacks	1		7330
Jacks	12,000 lbs, 16" Stroke	4		7214
Touch Pad	Located to the left of the drivers seat	1		3012
AL Controller	Attached to bottom of structure	1		2730
Main Harness	Connects pump, controller, and touch pad	1		6644
Hose, 30'	Pump to Jack, DS Front Top	1	Brown	2527
Hose, 30'	Pump to Jack, DS Front Bottom	1	Brown Stripe	2527
Hose, 32'	Pump to Jack, PS Front Top	1	White	2482
Hose, 10'	DS Front Jack Bottom, PS Front Jack Bottom	1	Brn./Whi. Stripe	2465
Hose, 12'	Pump to Jack, PS Rear Top	1	Yellow	2467
Hose, 12'	Pump to Jack, PS Rear Bottom	1	Yellow Stripe	2467
Hose, 10'	Pump to Jack, DS Rear Top	1	Orange	2465
Hose, 10'	Pump to Jack, DS Rear Bottom	1	Orange Stripe	2465
Slide Room 1	32" Flush Floor(EQ)	1		7258
Hose, 28'	Pump to Room 1	2	Green	2535
Slide Room 2	Equalizer Electric	1		7343
Slide Room 3	Norco Electric	1		
Slide Room 4	20" Above Floor(EQ)	1		7257
Hose, 26'	Pump to Room 4	2	Purple	3018

Revisions

**Forest River Diesel
2008 Charleston
410DST
(Shipped to FR prior to 2/1/08)**



Notes:

1) Complete hose kit number is 7423

[illegible]

(Shipped to FR after 2/1/08)



Notes:

1) Complete hose kit number is 7423

[illegible]

(Shipped to FR prior to 2/1/08)



Notes:

1) Complete hose kit number is 7423

[illegible]

(Shipped to FR after 2/1/08)



Notes:

1) Complete hose kit number is 7423

[illegible]

**Forest River Diesel
2008 Charleston
410FS
(Shipped to FR prior to 2/1/08)**

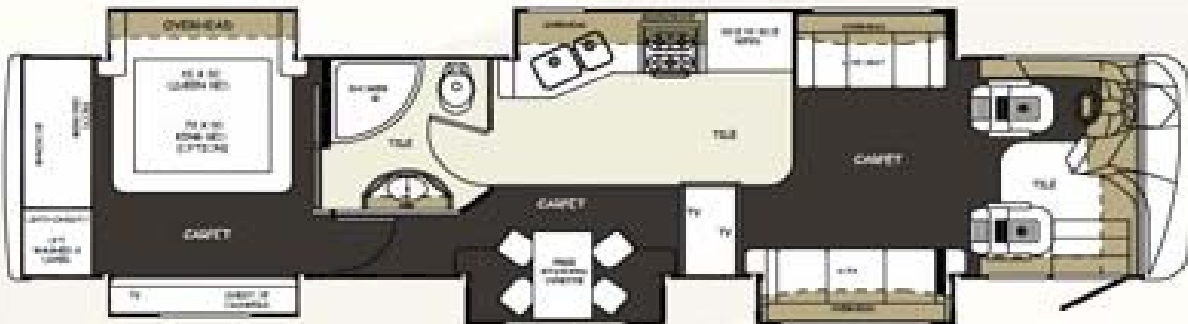


Notes:

1) Complete hose kit number is 7457

[illegible]

(Shipped to FR after 2/1/08)



Notes:

1) Complete hose kit number is 7457

[illegible]

(Shipped to FR prior to 2/1/08)



Notes:

1) Complete hose kit number is 7423

[illegible]

(Shipped to FR after 2/1/08)



Notes:

1) Complete hose kit number is 7423

Item, Length	Description / Location	Qty	Color	Part Number
Kit	(Items listed below)	1		8258 or 8456
Pump	6-Function, 2 Rooms, Jacks	1		7330
Jacks	12,000 lbs, 16" Stroke	4		7214
Touch Pad	Located to the left of the drivers seat	1		3012
AL Controller	Attached to bottom of structure	1		2730
Main Harness	Connects pump, controller, and touch pad	1		6644
Hose, 30'	Pump to Jack, DS Front Top	1	Brown	2527
Hose, 30'	Pump to Jack, DS Front Bottom	1	Brown Stripe	2527
Hose, 32'	Pump to Jack, PS Front Top	1	White	2482
Hose, 10'	DS Front Jack Bottom, PS Front Jack Bottom	1	Brn./Whi. Stripe	2465
Hose, 12'	Pump to Jack, PS Rear Top	1	Yellow	2467
Hose, 12'	Pump to Jack, PS Rear Bottom	1	Yellow Stripe	2467
Hose, 10'	Pump to Jack, DS Rear Top	1	Orange	2465
Hose, 10'	Pump to Jack, DS Rear Bottom	1	Orange Stripe	2465
Slide Room 1	32" Flush Floor(EQ)	1		7258
Hose, 28'	Pump to Room 1	2	Green	2535
Slide Room 2	Equalizer Electric	1		7343
Slide Room 3	20" Above Floor(EQ)	1		7257 or 7570
Hose, 26'	Pump to Room 3	2	Purple	3018

Revisions

**Forest River Diesel
2008 Charleston
410LR
(Shipped to FR prior to 2/1/08)**



Notes:

1) Complete hose kit number is 7423

[illegible]

(Shipped to FR after 2/1/08)

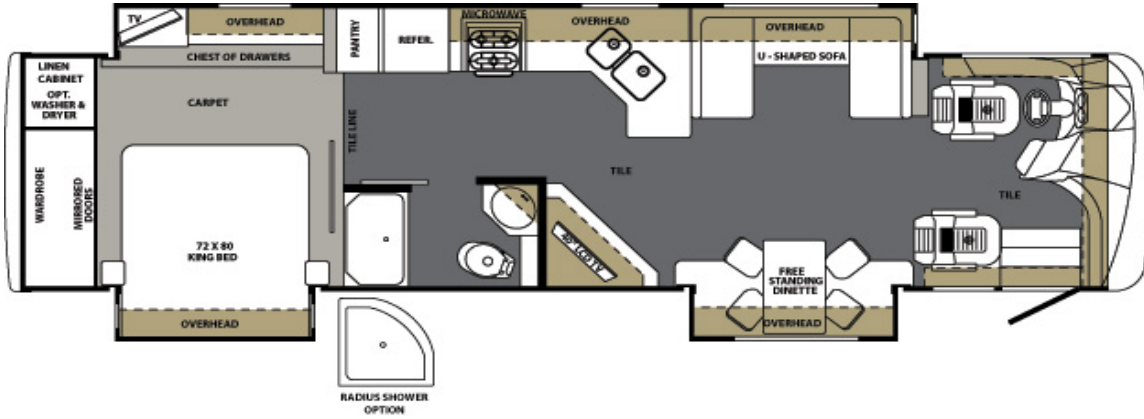


Notes:

1) Complete hose kit number is 7423

[illegible]

**Forest River Diesel
2009 Berkshire
360FWS**

**Notes:**

1) Complete hose kit number is 7609

[illegible]

Revisions

[illegible]

**Forest River Diesel
2009 Berkshire
360QS**



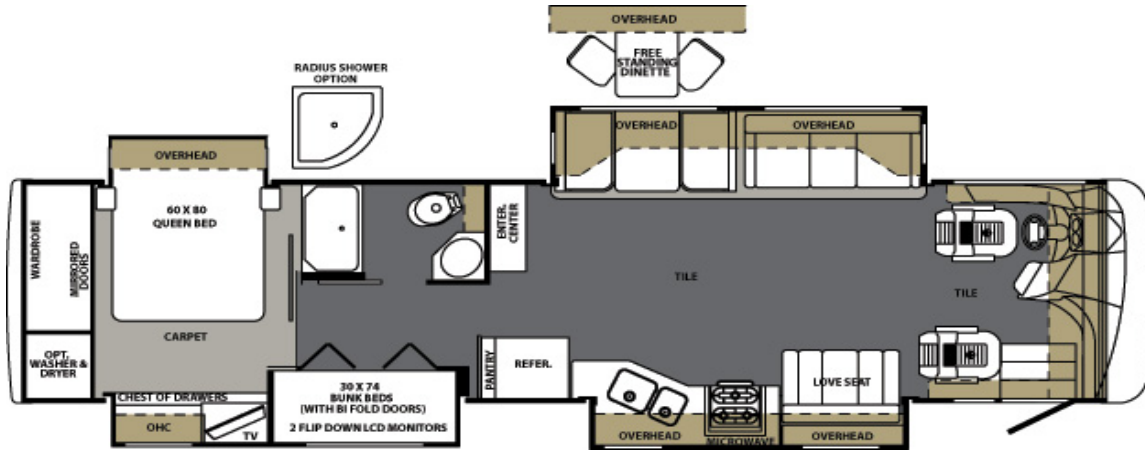
Notes:

1) Complete hose kit number is 7423

[illegible]

Revisions

**Forest River Diesel
2009 Berkshire
390BH**

**Notes:**

1) Complete hose kit number is 7423

[illegible]

Revisions

**Forest River Diesel
2009 Berkshire
390QS**

**Notes:**

1) Complete hose kit number is 7423

[illegible]

**Forest River Diesel
2009 Charleston
405QS**



Notes:

1) Complete hose kit number is 7423

[illegible]

Revisions

**Forest River Diesel
2009 Charleston
410QS**

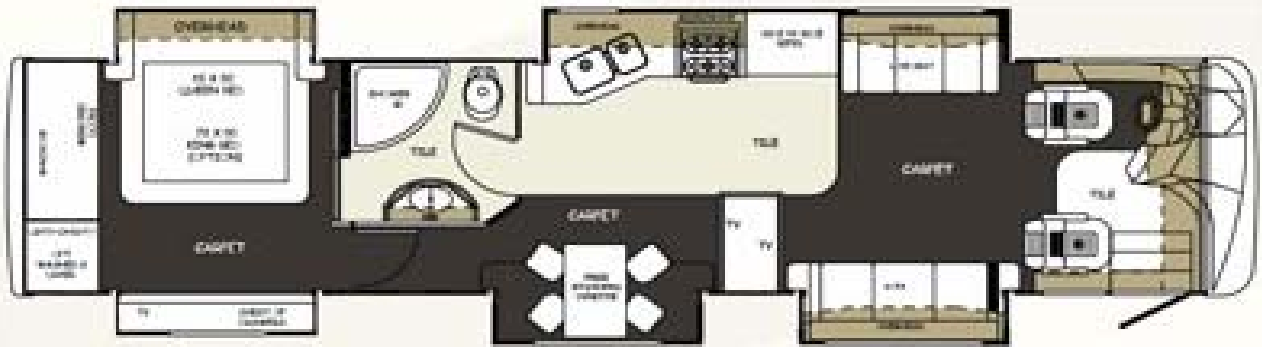
**Notes:**

1) Complete hose kit number is 7423

[illegible]

Revisions

**Forest River Diesel
2009 Charleston
410FS**

**Notes:**

1) Complete hose kit number is 7457

Revisions

[illegible]

**Forest River Diesel
2009 Charleston
410LR**



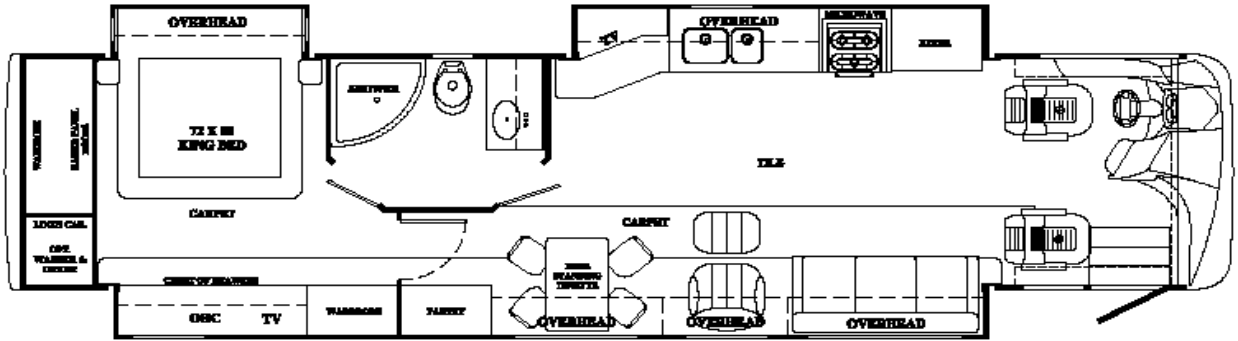
Notes:

1) Complete hose kit number is 7423

[illegible]

Revisions

**Forest River Diesel
2009 Charleston
410FWS**

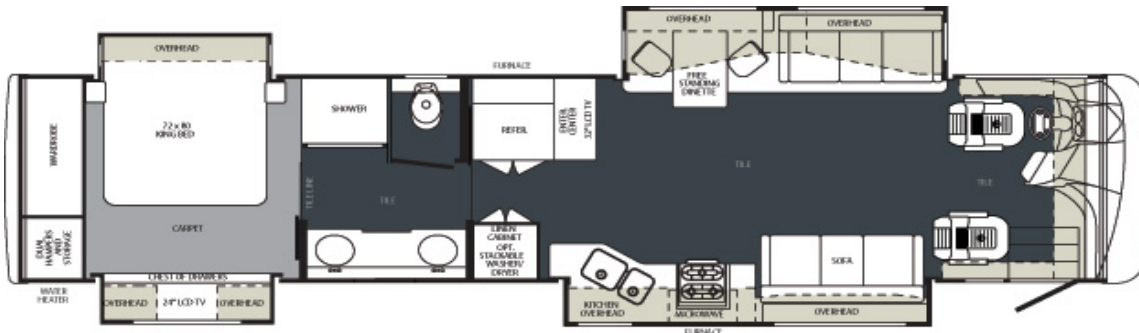
**Notes:**

1) Complete hose kit number is 7600

[illegible]

Revisions

**Forest River Diesel
2009 Charleston
430QS**

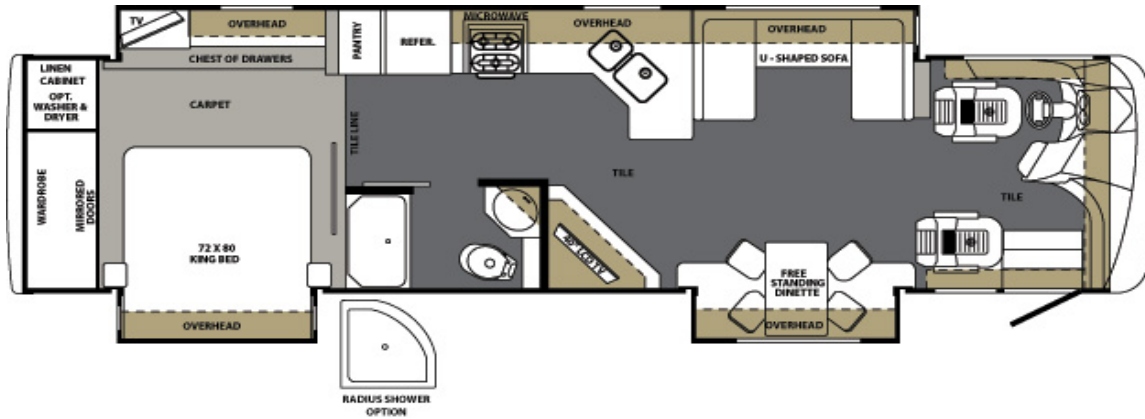
**Notes:**

1) Complete hose kit number is 7606

[illegible]

Revisions

**Forest River Diesel
2010 Berkshire
360FWS**



Notes:

1) Complete hose kit number is 7609

Revisions

[illegible]

**Forest River Diesel
2010 Berkshire
360QS**



Notes:

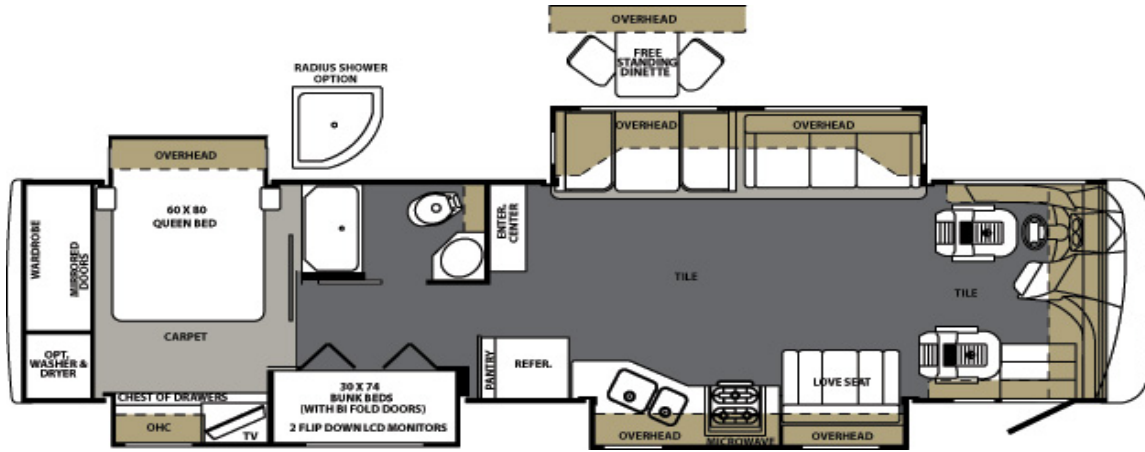
1) Complete hose kit number is 7423

[illegible]

Revisions

[illegible]

**Forest River Diesel
2010 Berkshire
390BH**

**Notes:**

1) Complete hose kit number is 7423

[illegible]

Revisions

**Forest River Diesel
2010 Berkshire
390QS**

**Notes:**

1) Complete hose kit number is 7423

[illegible]

Revisions

[illegible]

**Forest River Diesel
2010 Berkshire
410QS**



Notes:

1) Complete hose kit number is 7423

[illegible]

Revisions

**Forest River Diesel
2010 Charleston
405QS**



Notes:

1) Complete hose kit number is 7423

[illegible]

Revisions

[illegible]

**Forest River Diesel
2010 Charleston
410QS**



Notes:

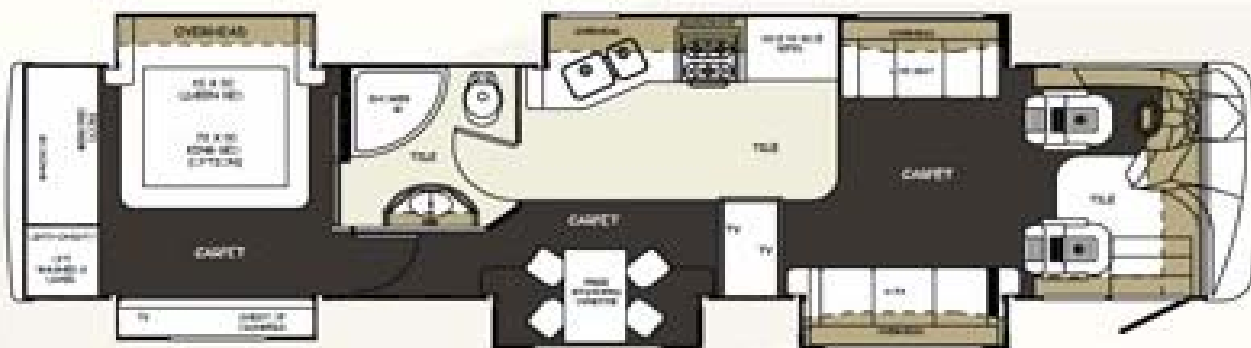
1) Complete hose kit number is 7423

[illegible]

Revisions

[illegible]

**Forest River Diesel
2010 Charleston
410FS**



Notes:

1) Complete hose kit number is 7457

[illegible]

Revisions

**Forest River Diesel
2010 Charleston
410FK**



Notes:

1) Complete hose kit number is 7423

[illegible]

Revisions

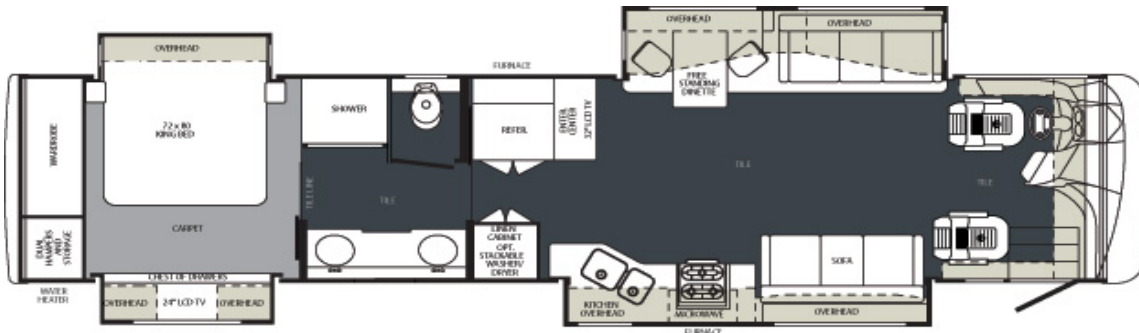
The floor plan shows a mobile home with the following layout:

- Front (Left):** A large **72 x 80 KING BED** is positioned against the wall. Above the bed is an **OVERHEAD** storage area. To the left of the bed is a **WARD** (wardrobe) and a **REAR PORCH** with a **SCREENED** section.
- Front (Right):** A **WARD** (wardrobe) and a **REAR PORCH** with a **SCREENED** section.
- Living Area:** A large **CARPET** area with a **TILE** section. A **TV** is mounted on the wall. A **REF.** (refrigerator) is located near the center.
- Kitchen:** A **KITCHEN** area with a **SINK**, **STOVE**, and **REF.** (refrigerator). A **DISH. WASH.** (dishwasher) is also present.
- Bathroom:** A **BATH** area with a **TUB**, **TOILET**, and **SINK**. A **SHOWER** is also indicated.
- Laundry:** A **LAUNDRY** area with a **WASHER** and **DRYER**.
- Storage:** Several **OVERHEAD** storage areas are located throughout the unit.
- Other:** A **SCREENED** porch area is located at the front right.

1) Complete hose kit number is 7423

[illegible]

**Forest River Diesel
2010 Charleston
430QS**

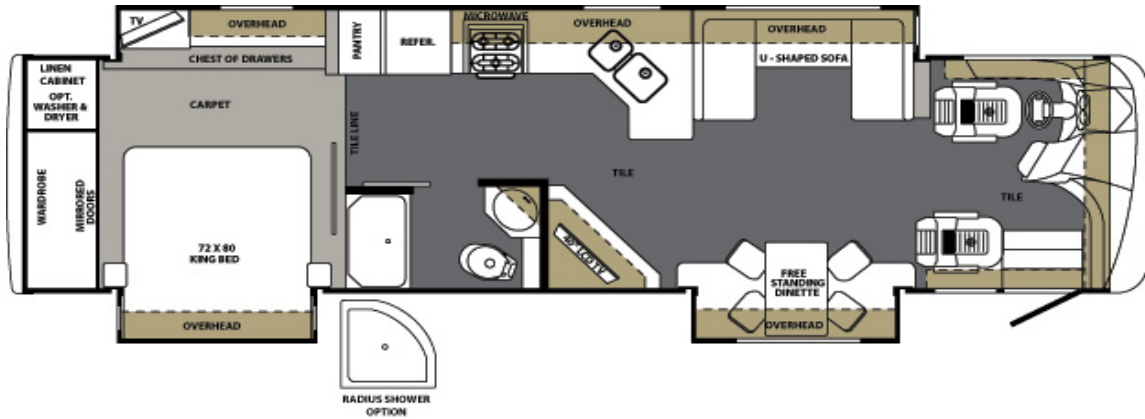
**Notes:**

1) Complete hose kit number is 7606

[illegible]

Revisions

**Forest River Diesel
2011 Berkshire
360FWS**

**Notes:**

1) Complete hose kit number is 7609

[illegible]

Revisions

[illegible]

**Forest River Diesel
2011 Berkshire
360QS**



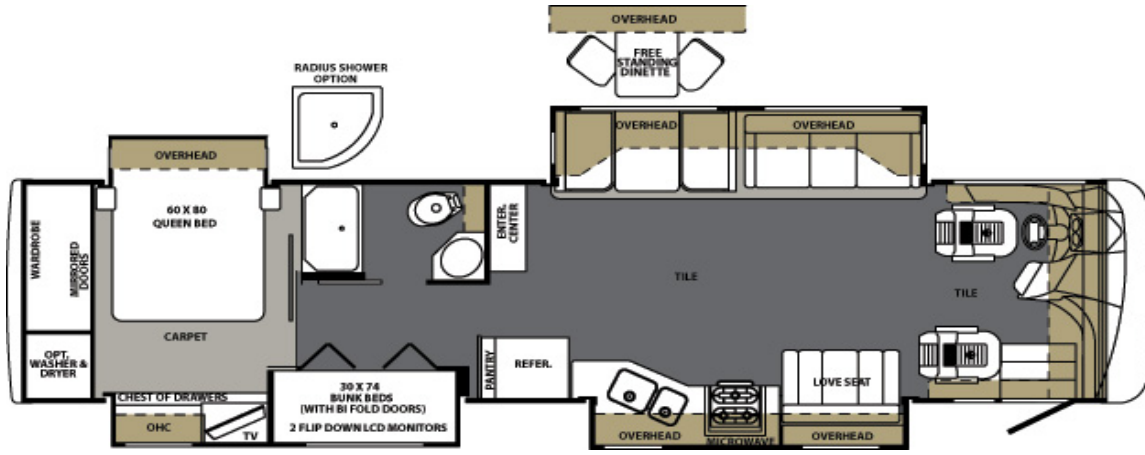
Notes:

1) Complete hose kit number is 7423

[illegible]

Revisions

**Forest River Diesel
2011 Berkshire
390BH**

**Notes:**

1) Complete hose kit number is 7423

[illegible]

Revisions

[illegible]

**Forest River Diesel
2011 Berkshire
390QS**



Notes:

1) Complete hose kit number is 7423

[illegible]

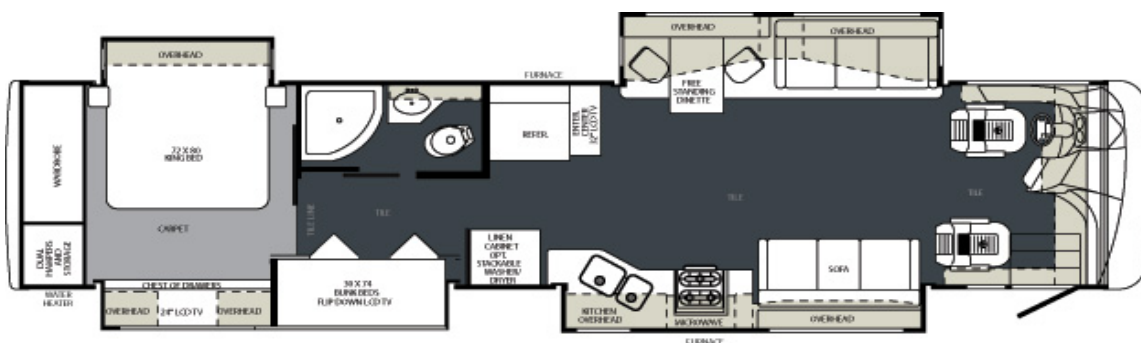
Revisions

This floor plan illustrates the interior layout of a mobile home. The layout includes a front entrance leading into a living area with a sofa and a fireplace. A kitchen area is located adjacent to the living area, featuring a stove and a microwave. A central hallway provides access to a bathroom with a toilet and sink, and a bedroom with a queen bed and a closet. A large living area with a fireplace and a television is also shown. The plan includes various storage options, such as a chest of drawers and a wardrobe. Optional features like a washer/dryer and a second television are indicated. The plan also shows the location of the front and rear porches.

1) Complete hose kit number is 7423

[illegible]

**Forest River Diesel
2011 Charleston
430BH**



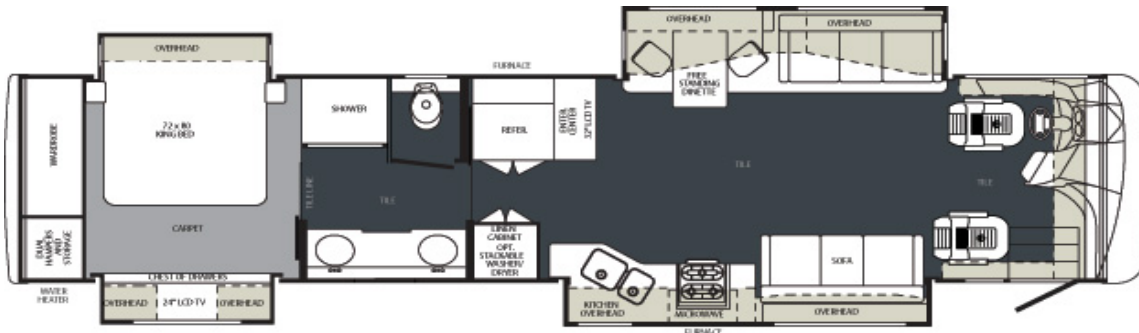
Notes:

1) Complete hose kit number is 7606

[illegible]

Revisions

**Forest River Diesel
2011 Charleston
430QS**

**Notes:**

1) Complete hose kit number is 7606

[illegible]

Revisions

**Forest River Diesel
2011 Charleston
430RB**

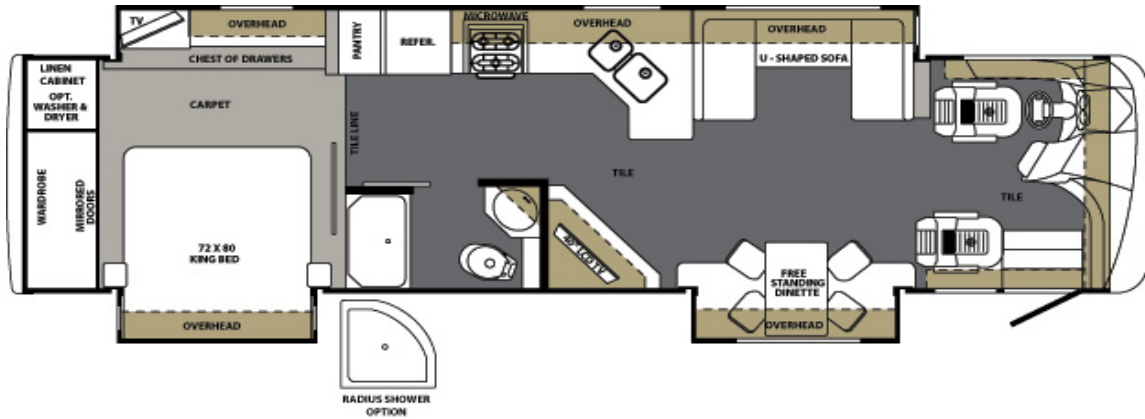
**Notes:**

1) Complete hose kit number is 7606

[illegible]

Revisions

**Forest River Diesel
2012 Berkshire
360FWS**



Notes:

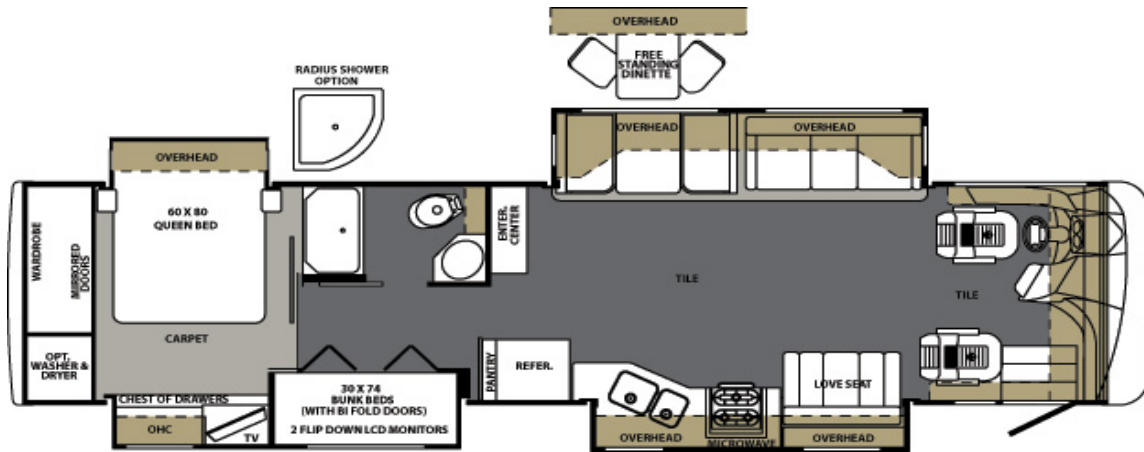
1) Complete hose kit number is 7609

[illegible]

Revisions

[illegible]

**Forest River Diesel
2012 Berkshire
390BH**

**Notes:**

1) Complete hose kit number is 7423

[illegible]

Revisions

**Forest River Diesel
2012 Berkshire
390FL**



Notes:

1) Complete hose kit number is 7423

[illegible]

Revisions

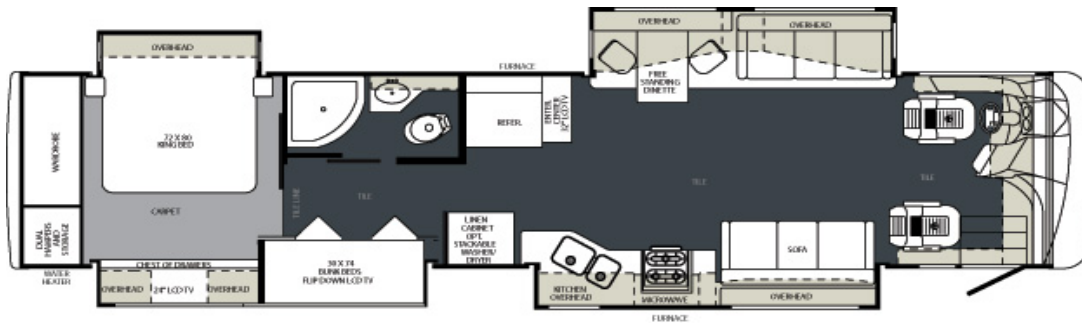
[illegible]

This floor plan illustrates the interior layout of a mobile home. The layout includes a front entrance leading into a living area with a sofa and a fireplace. To the left of the living area is a kitchen equipped with a stove, sink, and refrigerator. A central hallway provides access to a bathroom with a toilet and sink, and a bedroom featuring a queen bed and a closet. The plan also shows a shower area, a chest of drawers, and various overhead storage compartments. Optional features like a washer/dryer, a second TV, and a second set of stairs are indicated. The flooring is specified as tile in the main living and kitchen areas, and carpet in the bedroom and hallway.

1) Complete hose kit number is 7423

[illegible]

**Forest River Diesel
2012 Charleston
430BH
(Shipped to FR prior to 2/15/12)**



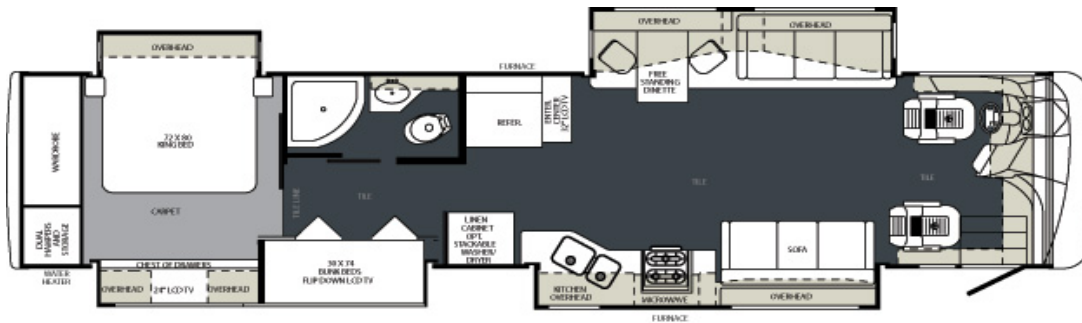
Notes:

1) Complete hose kit number is 7606

Item, Length	Description / Location	Qty	Color	Part Number
Kit	(Items listed below)	1		8479A & 8479B
Pump	6-Function, 2 Rooms, Jacks	1		7731
Jacks (front)	12,000 lbs, 16" Stroke	2		7214
Jacks (rear)	17,500 lbs, 18" Stroke	2		7134
Touch Pad	Located to the left of the drivers seat	1		3012
AL Controller	Attached to bottom of structure	1		2730
Main Harness	Connects pump, controller, and touch pad	1		6861BR
Hose, 34'	Pump to Jack, DS Front Top	1	Brown	2484
Hose, 34'	Pump to Jack, DS Front Bottom	1	Brown Stripe	2484
Hose, 36'	Pump to Jack, PS Front Top	1	White	2486
Hose, 10'	DS Front Jack Bottom, PS Front Jack Bottom	1	Brn./Whi. Stripe	2465
Hose, 12'	Pump to Jack, PS Rear Top	1	Yellow	2467
Hose, 12'	Pump to Jack, PS Rear Bottom	1	Yellow Stripe	2467
Hose, 10'	Pump to Jack, DS Rear Top	1	Orange	2465
Hose, 10'	Pump to Jack, DS Rear Bottom	1	Orange Stripe	2465
Slide Room 1	32" Flush Floor-Norco Timed- EQ Slide Cylinder	1		7607
Hose, 32'	Pump to Room 1	2	Green	2482
Slide Room 2	Norco Electric	1		
Slide Room 3	Norco Electric	1		
Slide Room 4	20" -Norco Timed- EQ Slide Cylinder	1		7602
Hose, 32'	Pump to Room 4	2	Purple	2482

Revisions

Forest River Diesel
2012 Charleston
430BH
(Shipped to FR after 2/15/12)



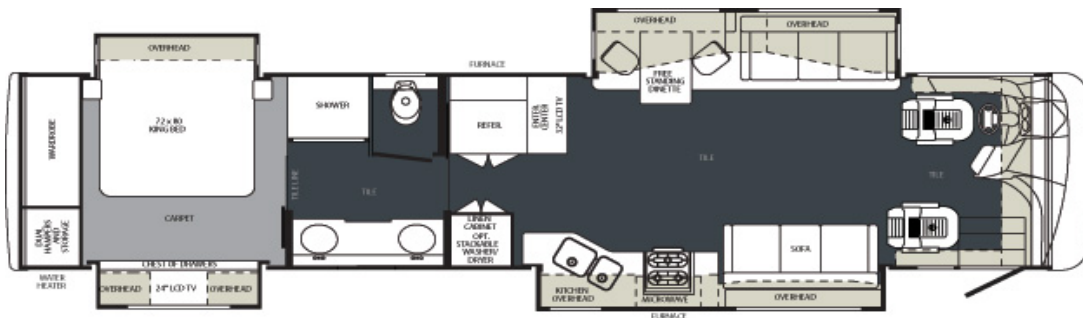
Notes:

1) Complete hose kit number is 7606

Item, Length	Description / Location	Qty	Color	Part Number
Kit	(Items listed below)	1		8479A & 8479B
Pump	6-Function, 2 Rooms, Jacks	1		7731
Jacks (front)	12,000 lbs, 16" Stroke	2		7214
Jacks (rear)	17,500 lbs, 18" Stroke	2		7134
Touch Pad	Located to the left of the drivers seat	1		3012
AL Controller	Attached to bottom of structure	1		2730
Main Harness	Connects pump, controller, and touch pad	1		6861BR
Hose, 36'	Pump to Jack, DS Front Top	1	Brown	2486
Hose, 10'	DS Front Jack Bottom, PS Front Jack Bottom	1	Brn./Whi. Stripe	2465
Hose, 34'	Pump to Jack, PS Front Top	1	White	2484
Hose, 34'	Pump to Jack, PS Front Bottom	1	White Stripe	2484
Hose, 10'	Pump to Jack, PS Rear Top	1	Yellow	2465
Hose, 10'	Pump to Jack, PS Rear Bottom	1	Yellow Stripe	2465
Hose, 12'	Pump to Jack, DS Rear Top	1	Orange	2467
Hose, 12'	Pump to Jack, DS Rear Bottom	1	Orange Stripe	2467
Slide Room 1	32" Flush Floor-Norco Timed- EQ Slide Cylinder	1		7607
Hose, 32'	Pump to Room 1	2	Green	2482
Slide Room 2	Norco Electric	1		
Slide Room 3	Norco Electric	1		
Slide Room 4	20" -Norco Timed- EQ Slide Cylinder	1		7602
Hose, 32'	Pump to Room 4	2	Purple	2482

Revisions

**Forest River Diesel
2012 Charleston
430QS
(Shipped to FR prior to 2/15/12)**



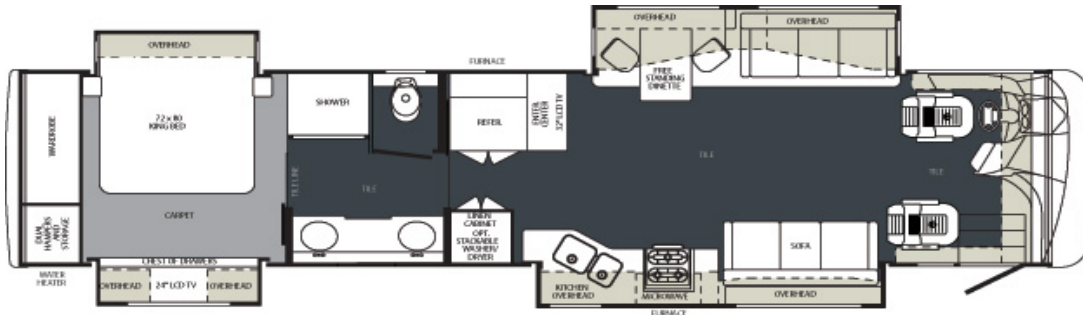
Notes:

1) Complete hose kit number is 7606

Item, Length	Description / Location	Qty	Color	Part Number
Kit	(Items listed below)	1		8479A & 8479B
Pump	6-Function, 2 Rooms, Jacks	1		7731
Jacks (front)	12,000 lbs, 16" Stroke	2		7214
Jacks (rear)	17,500 lbs, 18" Stroke	2		7134
Touch Pad	Located to the left of the drivers seat	1		3012
AL Controller	Attached to bottom of structure	1		2730
Main Harness	Connects pump, controller, and touch pad	1		6861BR
Hose, 34'	Pump to Jack, DS Front Top	1	Brown	2484
Hose, 34'	Pump to Jack, DS Front Bottom	1	Brown Stripe	2484
Hose, 36'	Pump to Jack, PS Front Top	1	White	2486
Hose, 10'	DS Front Jack Bottom, PS Front Jack Bottom	1	Brn./Whi. Stripe	2465
Hose, 12'	Pump to Jack, PS Rear Top	1	Yellow	2467
Hose, 12'	Pump to Jack, PS Rear Bottom	1	Yellow Stripe	2467
Hose, 10'	Pump to Jack, DS Rear Top	1	Orange	2465
Hose, 10'	Pump to Jack, DS Rear Bottom	1	Orange Stripe	2465
Slide Room 1	32" Flush Floor-Norco Timed- EQ Slide Cylinder	1		7607
Hose, 32'	Pump to Room 1	2	Green	2482
Slide Room 2	Norco Electric	1		
Slide Room 3	Norco Electric	1		
Slide Room 4	20" -Norco Timed- EQ Slide Cylinder	1		7602
Hose, 32'	Pump to Room 4	2	Purple	2482

Revisions

Forest River Diesel
2012 Charleston
430QS
(Shipped to FR after 2/15/12)



Notes:

1) Complete hose kit number is 7606

Item, Length	Description / Location	Qty	Color	Part Number
Kit	(Items listed below)	1		8479A & 8479B
Pump	6-Function, 2 Rooms, Jacks	1		7731
Jacks (front)	12,000 lbs, 16" Stroke	2		7214
Jacks (rear)	17,500 lbs, 18" Stroke	2		7134
Touch Pad	Located to the left of the drivers seat	1		3012
AL Controller	Attached to bottom of structure	1		2730
Main Harness	Connects pump, controller, and touch pad	1		6861BR
Hose, 36'	Pump to Jack, DS Front Top	1	Brown	2486
Hose, 10'	DS Front Jack Bottom, PS Front Jack Bottom	1	Brn./Whi. Stripe	2465
Hose, 34'	Pump to Jack, PS Front Top	1	White	2484
Hose, 34'	Pump to Jack, PS Front Bottom	1	White Stripe	2484
Hose, 10'	Pump to Jack, PS Rear Top	1	Yellow	2465
Hose, 10'	Pump to Jack, PS Rear Bottom	1	Yellow Stripe	2465
Hose, 12'	Pump to Jack, DS Rear Top	1	Orange	2467
Hose, 12'	Pump to Jack, DS Rear Bottom	1	Orange Stripe	2467
Slide Room 1	32" Flush Floor-Norco Timed- EQ Slide Cylinder	1		7607
Hose, 32'	Pump to Room 1	2	Green	2482
Slide Room 2	Norco Electric	1		
Slide Room 3	Norco Electric	1		
Slide Room 4	20" -Norco Timed- EQ Slide Cylinder	1		7602
Hose, 32'	Pump to Room 4	2	Purple	2482

Revisions

**Forest River Diesel
2012 Charleston
430RB
(Shipped to FR prior to 2/15/12)**



Notes:

1) Complete hose kit number is 7606

Item, Length	Description / Location	Qty	Color	Part Number
Kit	(Items listed below)	1		8479A & 8479B
Pump	6-Function, 2 Rooms, Jacks	1		7731
Jacks (front)	12,000 lbs, 16" Stroke	2		7214
Jacks (rear)	17,500 lbs, 18" Stroke	2		7134
Touch Pad	Located to the left of the drivers seat	1		3012
AL Controller	Attached to bottom of structure	1		2730
Main Harness	Connects pump, controller, and touch pad	1		6861BR
Hose, 34'	Pump to Jack, DS Front Top	1	Brown	2484
Hose, 34'	Pump to Jack, DS Front Bottom	1	Brown Stripe	2484
Hose, 36'	Pump to Jack, PS Front Top	1	White	2486
Hose, 10'	DS Front Jack Bottom, PS Front Jack Bottom	1	Brn./Whi. Stripe	2465
Hose, 12'	Pump to Jack, PS Rear Top	1	Yellow	2467
Hose, 12'	Pump to Jack, PS Rear Bottom	1	Yellow Stripe	2467
Hose, 10'	Pump to Jack, DS Rear Top	1	Orange	2465
Hose, 10'	Pump to Jack, DS Rear Bottom	1	Orange Stripe	2465
Slide Room 1	32" Flush Floor-Norco Timed- EQ Slide Cylinder	1		7607
Hose, 32'	Pump to Room 1	2	Green	2482
Slide Room 2	Norco Electric	1		
Slide Room 3	Norco Electric	1		
Slide Room 4	20" -Norco Timed- EQ Slide Cylinder	1		7602
Hose, 32'	Pump to Room 4	2	Purple	2482

Revisions

**Forest River Diesel
2012 Charleston
430RB
(Shipped to FR after 2/15/12)**



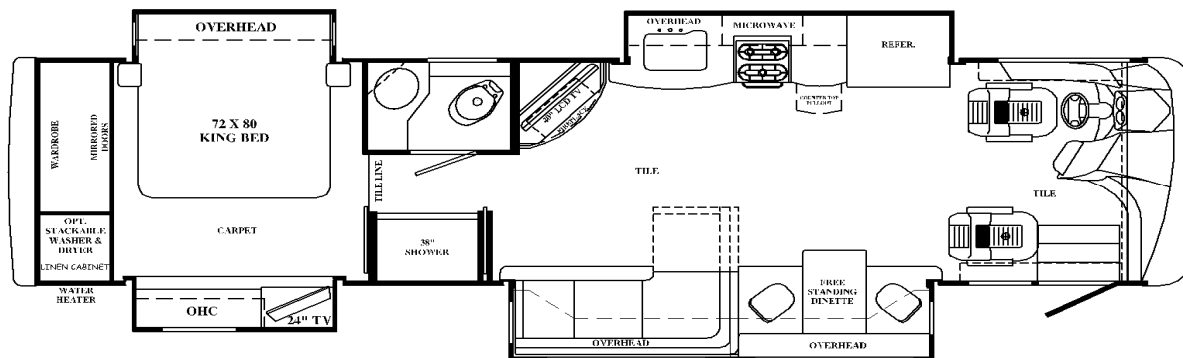
Notes:

1) Complete hose kit number is 7606

Item, Length	Description / Location	Qty	Color	Part Number
Kit	(Items listed below)	1		8479A & 8479B
Pump	6-Function, 2 Rooms, Jacks	1		7731
Jacks (front)	12,000 lbs, 16" Stroke	2		7214
Jacks (rear)	17,500 lbs, 18" Stroke	2		7134
Touch Pad	Located to the left of the drivers seat	1		3012
AL Controller	Attached to bottom of structure	1		2730
Main Harness	Connects pump, controller, and touch pad	1		6861BR
Hose, 36'	Pump to Jack, DS Front Top	1	Brown	2486
Hose, 10'	DS Front Jack Bottom, PS Front Jack Bottom	1	Brn./Whi. Stripe	2465
Hose, 34'	Pump to Jack, PS Front Top	1	White	2484
Hose, 34'	Pump to Jack, PS Front Bottom	1	White Stripe	2484
Hose, 10'	Pump to Jack, PS Rear Top	1	Yellow	2465
Hose, 10'	Pump to Jack, PS Rear Bottom	1	Yellow Stripe	2465
Hose, 12'	Pump to Jack, DS Rear Top	1	Orange	2467
Hose, 12'	Pump to Jack, DS Rear Bottom	1	Orange Stripe	2467
Slide Room 1	32" Flush Floor-Norco Timed- EQ Slide Cylinder	1		7607
Hose, 32'	Pump to Room 1	2	Green	2482
Slide Room 2	Norco Electric	1		
Slide Room 3	Norco Electric	1		
Slide Room 4	20" -Norco Timed- EQ Slide Cylinder	1		7602
Hose, 32'	Pump to Room 4	2	Purple	2482

Revisions

**Forest River Diesel
2013 Berkshire
360QL**



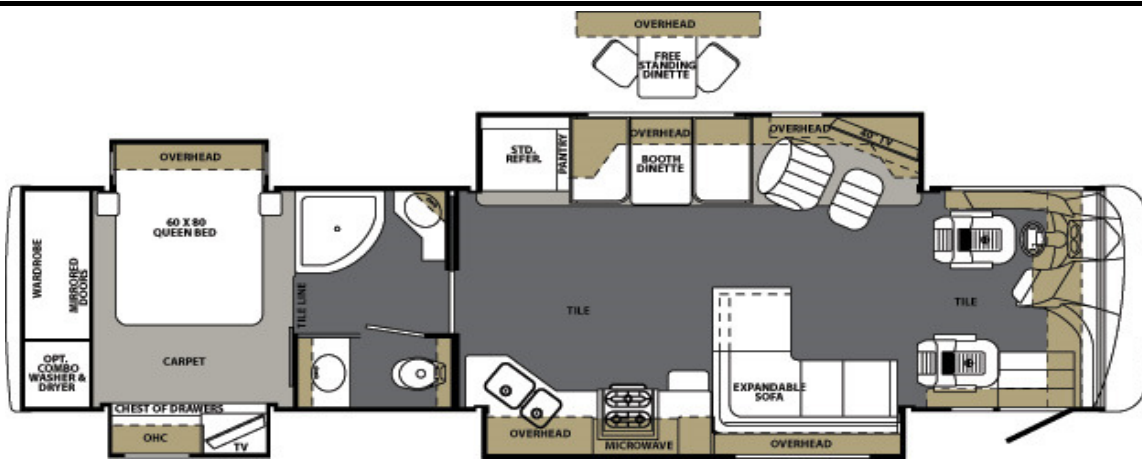
Notes:

1) Complete hose kit number is 7423

[illegible]

Revisions

**Forest River Diesel
2013 Berkshire
390FL**



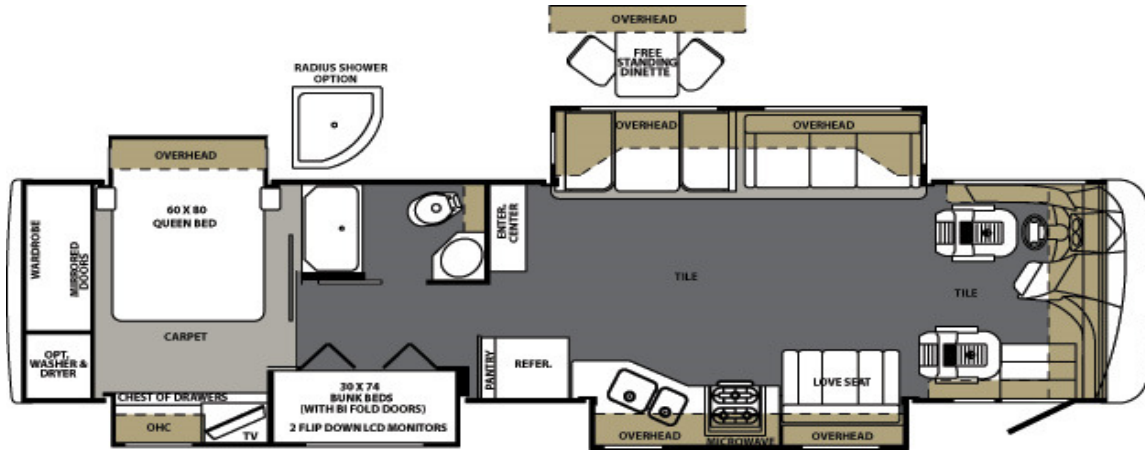
Notes:

1) Complete hose kit number is 7423

[illegible]

Revisions

**Forest River Diesel
2013 Berkshire
390BH**

**Notes:**

1) Complete hose kit number is 7423

[illegible]

Revisions

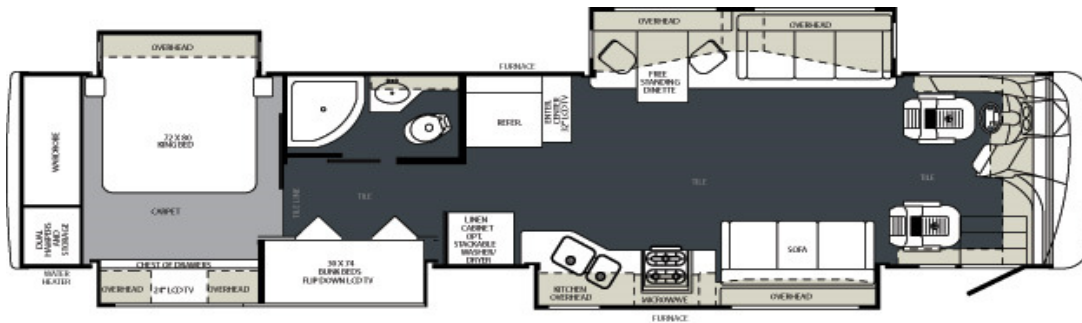
The floor plan shows a mobile home unit with the following layout and features:

- Front Section (Left):** Includes a **WARDROBE**, a **SHOWER**, and a **W.C.** (Toilet).
- Front Section (Right):** Features a **60 X 90 QUEEN BED** under an **OVERHEAD** storage area, a **CHEST OF DRAWERS**, and a **TV**.
- Central Section:** Contains a **W.C.** (Toilet), a **40" TV**, and an **OPT. WASHER/ DRYER**.
- Kitchen Area:** Includes a **STOVE**, a **SINK**, and a **REF.** (Refrigerator).
- Living Area:** Features a **SOFA** and an **OVERHEAD** storage area.
- Back Section:** Includes a **96" U-SHAPED SOFA/DINETTE** under an **OVERHEAD** storage area, and an **OPTIONAL TV**.
- Additional Features:** A **PANTRY** with a **STD REFER** (Standard Refrigerator) and an **OPTIONAL DOOR REFER** (Optional Door Refrigerator) are located near the back.

1) Complete hose kit number is 7423

[illegible]

**Forest River Diesel
2013 Charleston
430BH**



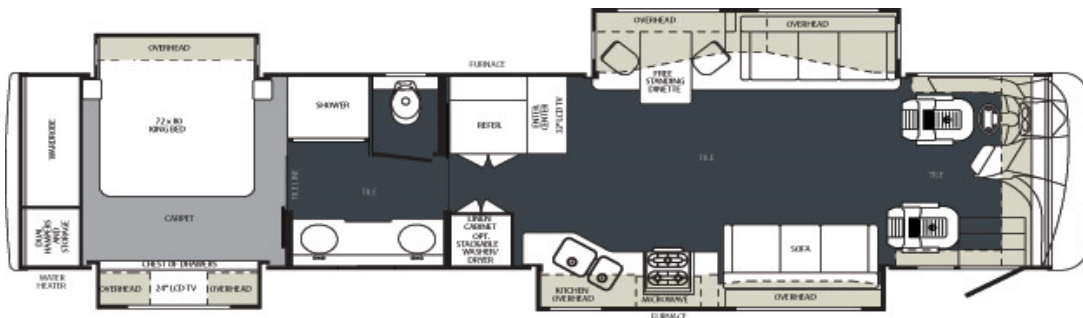
Notes:

1) Complete hose kit number is 7606

Item, Length	Description / Location	Qty	Color	Part Number
Kit	(Items listed below)	1		8479A & 8479B
Pump	6-Function, 2 Rooms, Jacks	1		7731
Jacks (front)	12,000 lbs, 16" Stroke	2		7214
Jacks (rear)	17,500 lbs, 18" Stroke	2		7134
Touch Pad	Located to the left of the drivers seat	1		3012
AL Controller	Attached to bottom of structure	1		2730
Main Harness	Connects pump, controller, and touch pad	1		6861BR
Hose, 36'	Pump to Jack, DS Front Top	1	Brown	2486
Hose, 10'	DS Front Jack Bottom, PS Front Jack Bottom	1	Brn./Whi. Stripe	2465
Hose, 34'	Pump to Jack, PS Front Top	1	White	2484
Hose, 34'	Pump to Jack, PS Front Bottom	1	Brown Stripe	2484
Hose, 10'	Pump to Jack, PS Rear Top	1	Yellow	2465
Hose, 10'	Pump to Jack, PS Rear Bottom	1	Yellow Stripe	2465
Hose, 12'	Pump to Jack, DS Rear Top	1	Orange	2467
Hose, 12'	Pump to Jack, DS Rear Bottom	1	Orange Stripe	2467
Slide Room 1	32" Flush Floor-Norco Timed- EQ Slide Cylinder	1		7607
Hose, 32'	Pump to Room 1	2	Green	2482
Slide Room 2	Norco Electric	1		
Slide Room 3	Norco Electric	1		
Slide Room 4	20" -Norco Timed- EQ Slide Cylinder	1		7602
Hose, 32'	Pump to Room 4	2	Purple	2482

Revisions

**Forest River Diesel
2013 Charleston
430QS**



Notes:

1) Complete hose kit number is 7606

Item, Length	Description / Location	Qty	Color	Part Number
Kit	(Items listed below)	1		8479A & 8479B
Pump	6-Function, 2 Rooms, Jacks	1		7731
Jacks (front)	12,000 lbs, 16" Stroke	2		7214
Jacks (rear)	17,500 lbs, 18" Stroke	2		7134
Touch Pad	Located to the left of the drivers seat	1		3012
AL Controller	Attached to bottom of structure	1		2730
Main Harness	Connects pump, controller, and touch pad	1		6861BR
Hose, 36'	Pump to Jack, DS Front Top	1	Brown	2486
Hose, 10'	DS Front Jack Bottom, PS Front Jack Bottom	1	Brn./Whi. Stripe	2465
Hose, 34'	Pump to Jack, PS Front Top	1	White	2484
Hose, 34'	Pump to Jack, PS Front Bottom	1	Brown Stripe	2484
Hose, 10'	Pump to Jack, PS Rear Top	1	Yellow	2465
Hose, 10'	Pump to Jack, PS Rear Bottom	1	Yellow Stripe	2465
Hose, 12'	Pump to Jack, DS Rear Top	1	Orange	2467
Hose, 12'	Pump to Jack, DS Rear Bottom	1	Orange Stripe	2467
Slide Room 1	32" Flush Floor-Norco Timed- EQ Slide Cylinder	1		7607
Hose, 32'	Pump to Room 1	2	Green	2482
Slide Room 2	Norco Electric	1		
Slide Room 3	Norco Electric	1		
Slide Room 4	20" -Norco Timed- EQ Slide Cylinder	1		7602
Hose, 32'	Pump to Room 4	2	Purple	2482

Revisions

**Forest River Diesel
2013 Charleston
430RB**



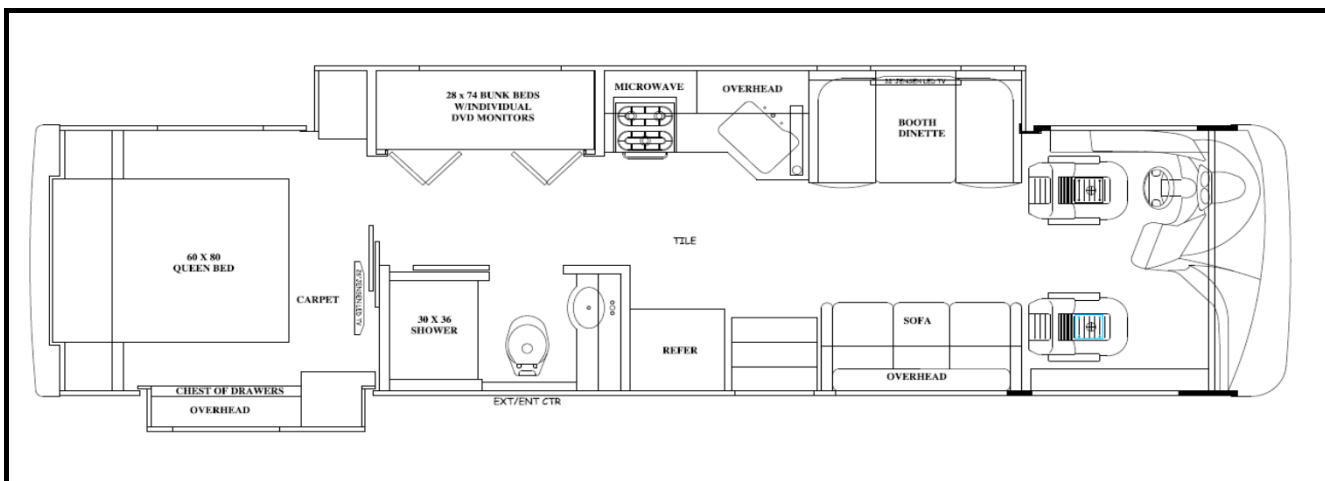
Notes:

1) Complete hose kit number is 7606

Item, Length	Description / Location	Qty	Color	Part Number
Kit	(Items listed below)	1		8479A & 8479B
Pump	6-Function, 2 Rooms, Jacks	1		7731
Jacks (front)	12,000 lbs, 16" Stroke	2		7214
Jacks (rear)	17,500 lbs, 18" Stroke	2		7134
Touch Pad	Located to the left of the drivers seat	1		3012
AL Controller	Attached to bottom of structure	1		2730
Main Harness	Connects pump, controller, and touch pad	1		6861BR
Hose, 36'	Pump to Jack, DS Front Top	1	Brown	2486
Hose, 10'	DS Front Jack Bottom, PS Front Jack Bottom	1	Brn./Whi. Stripe	2465
Hose, 34'	Pump to Jack, PS Front Top	1	White	2484
Hose, 34'	Pump to Jack, PS Front Bottom	1	Brown Stripe	2484
Hose, 10'	Pump to Jack, PS Rear Top	1	Yellow	2465
Hose, 10'	Pump to Jack, PS Rear Bottom	1	Yellow Stripe	2465
Hose, 12'	Pump to Jack, DS Rear Top	1	Orange	2467
Hose, 12'	Pump to Jack, DS Rear Bottom	1	Orange Stripe	2467
Slide Room 1	32" Flush Floor-Norco Timed- EQ Slide Cylinder	1		7607
Hose, 32'	Pump to Room 1	2	Green	2482
Slide Room 2	Norco Electric	1		
Slide Room 3	Norco Electric	1		
Slide Room 4	20" -Norco Timed- EQ Slide Cylinder	1		7602
Hose, 32'	Pump to Room 4	2	Purple	2482

Revisions

**Forest River Diesel
2014 Legacy
340BH**



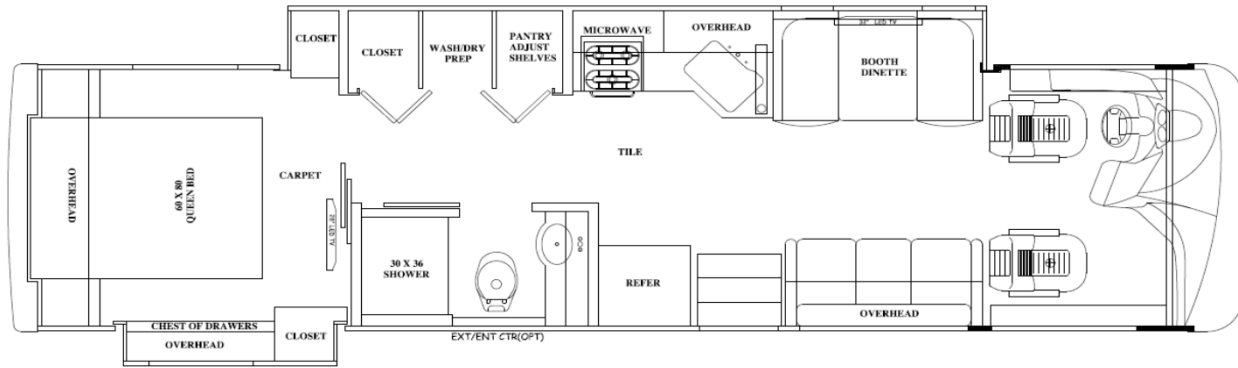
Notes:

1) Complete hose kit number is 7873

[illegible]

Revisions

**Forest River Diesel
2014 Legacy
340KP**

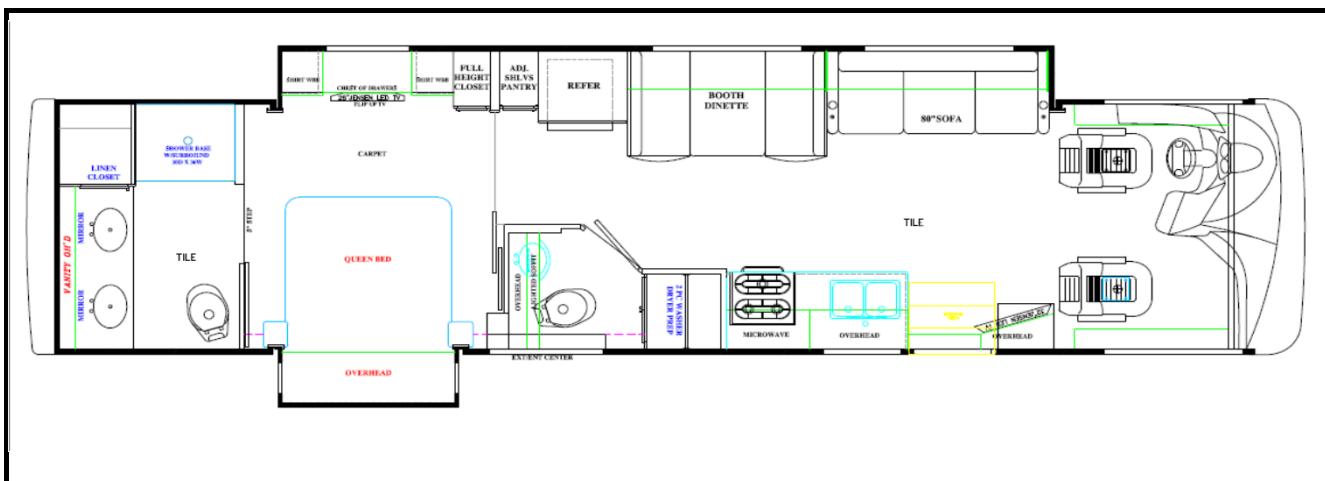
**Notes:**

1) Complete hose kit number is 7873

[illegible]

Revisions

**Forest River Diesel
2014 Legacy
360RB**



Notes:

1) Complete hose kit number is 7897

[illegible]

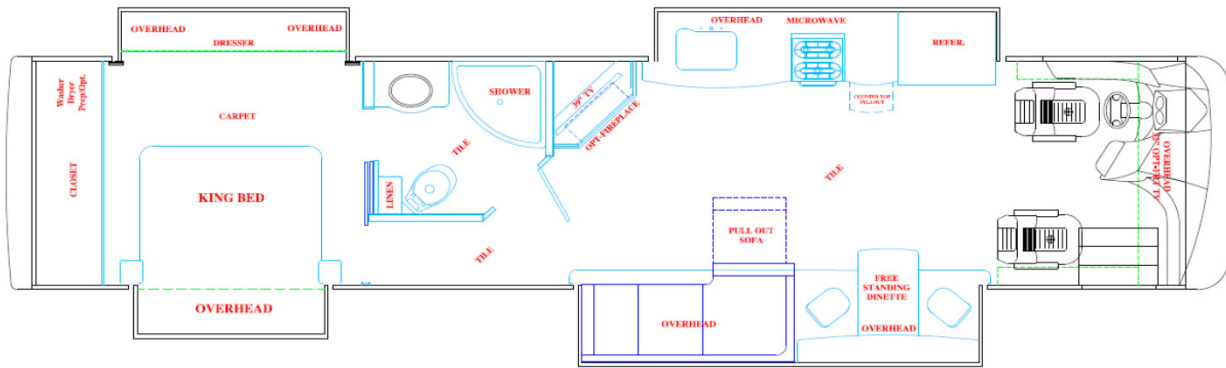
Revisions

4/17/2014	Changed slide 1 travel distance to 20" and changed from 7896 to 7926 cylinder assembly

1) Complete hose kit number is 7423

[illegible]

**Forest River Diesel
2014 Berkshire
400QL**

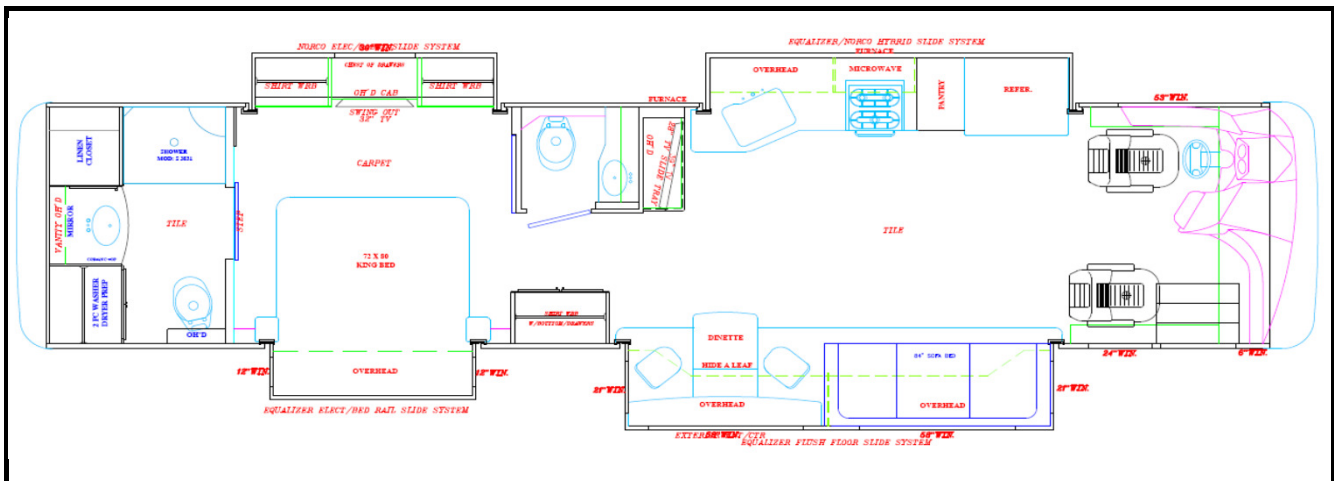
**Notes:**

1) Complete hose kit number is 7423

[illegible]

Revisions

**Forest River Diesel
2014 Berkshire
400RB**

**Notes:**

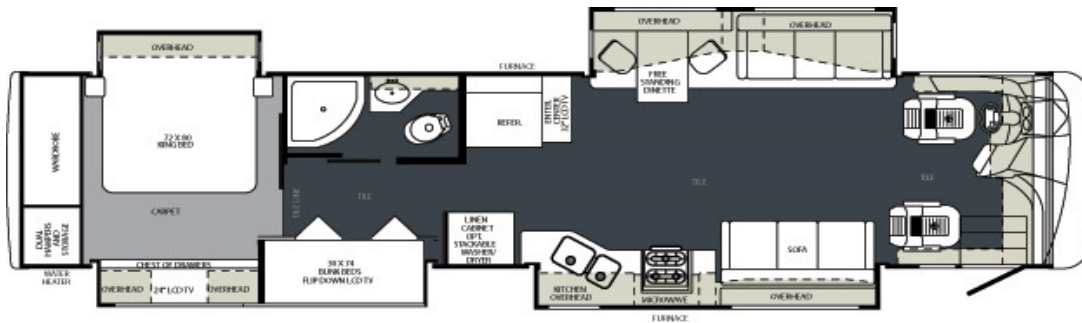
1) Complete hose kit number is 7423

[illegible]

Revisions

[illegible]

**Forest River Diesel
2014 Charleston
430BH**



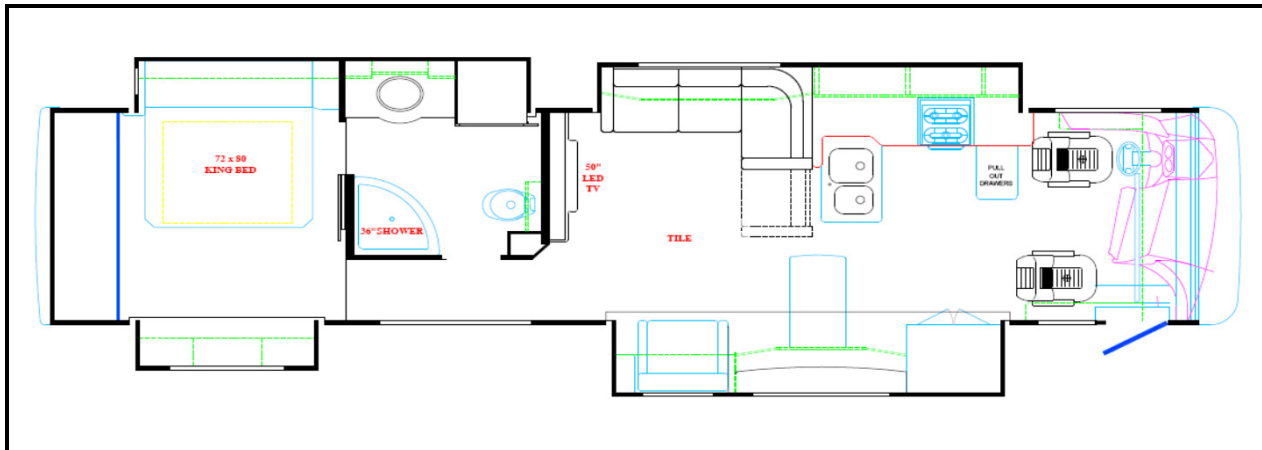
Notes:

1) Complete hose kit number is 7606

Item, Length	Description / Location	Qty	Color	Part Number
Kit	(Items listed below)	1		8479A & 8479B
Pump	6-Function, 2 Rooms, Jacks	1		7731
Jacks (front)	12,000 lbs, 16" Stroke	2		7214
Jacks (rear)	17,500 lbs, 18" Stroke	2		7134
Touch Pad	Located to the left of the drivers seat	1		3012
AL Controller	Attached to bottom of structure	1		2730
Main Harness	Connects pump, controller, and touch pad	1		6861BR
Hose, 36'	Pump to Jack, DS Front Top	1	Brown	2486
Hose, 10'	DS Front Jack Bottom, PS Front Jack Bottom	1	Brn./Whi. Stripe	2465
Hose, 34'	Pump to Jack, PS Front Top	1	White	2484
Hose, 34'	Pump to Jack, PS Front Bottom	1	Brown Stripe	2484
Hose, 10'	Pump to Jack, PS Rear Top	1	Yellow	2465
Hose, 10'	Pump to Jack, PS Rear Bottom	1	Yellow Stripe	2465
Hose, 12'	Pump to Jack, DS Rear Top	1	Orange	2467
Hose, 12'	Pump to Jack, DS Rear Bottom	1	Orange Stripe	2467
Slide Room 1	32" Flush Floor-Norco Timed- EQ Slide Cylander	1		7607
Hose, 32'	Pump to Room 1	2	Green	2482
Slide Room 2	Norco Electric	1		
Slide Room 3	Norco Electric	1		
Slide Room 4	20" -Norco Timed- EQ Slide Cylander	1		7602
Hose, 32'	Pump to Room 4	2	Purple	2482

Revisions

**Forest River Diesel
2014 Charleston
430FK**



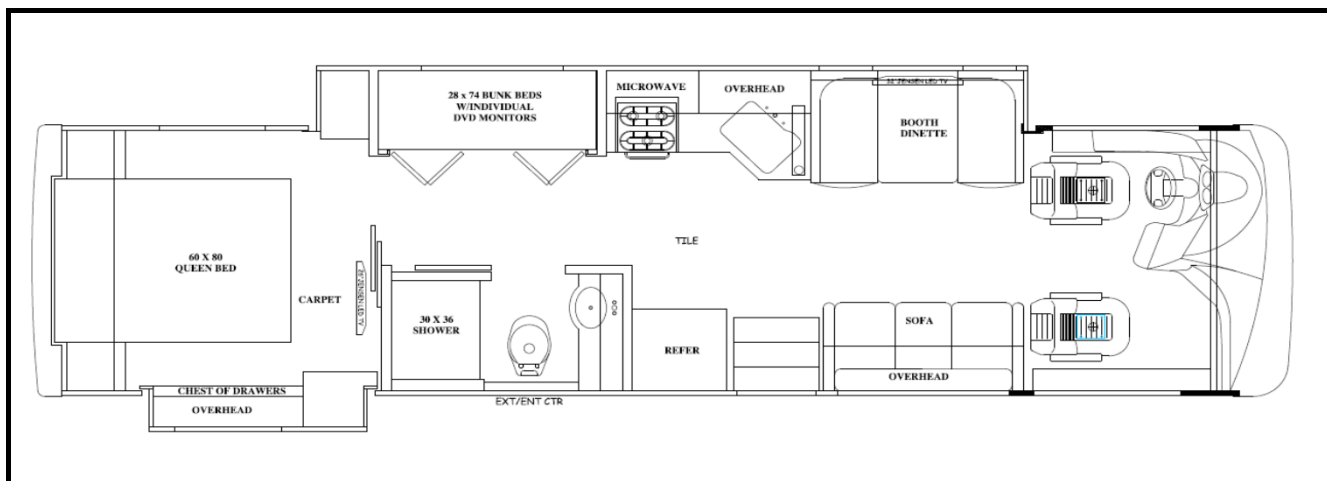
Notes:

1) Complete hose kit number is 7606

Item, Length	Description / Location	Qty	Color	Part Number
Kit	(Items listed below)	1		8479A & 8479B
Pump	6-Function, 2 Rooms, Jacks	1		7731
Jacks (front)	12,000 lbs, 16" Stroke	2		7214
Jacks (rear)	17,500 lbs, 18" Stroke	2		7134
Touch Pad	Located to the left of the drivers seat	1		3012
AL Controller	Attached to bottom of structure	1		2730
Main Harness	Connects pump, controller, and touch pad	1		6861BR
Hose, 36'	Pump to Jack, DS Front Top	1	Brown	2486
Hose, 10'	DS Front Jack Bottom, PS Front Jack Bottom	1	Brn./Whi. Stripe	2465
Hose, 34'	Pump to Jack, PS Front Top	1	White	2484
Hose, 34'	Pump to Jack, PS Front Bottom	1	Brown Stripe	2484
Hose, 10'	Pump to Jack, PS Rear Top	1	Yellow	2465
Hose, 10'	Pump to Jack, PS Rear Bottom	1	Yellow Stripe	2465
Hose, 12'	Pump to Jack, DS Rear Top	1	Orange	2467
Hose, 12'	Pump to Jack, DS Rear Bottom	1	Orange Stripe	2467
Slide Room 1	20" -Norco Timed- EQ Slide Cylinder	1		7602
Hose, 32'	Pump to Room 1	2	Green	2482
Slide Room 2	Norco Electric	1		
Slide Room 3	Norco Electric	1		
Slide Room 4	32" Flush Floor-Norco Timed- EQ Slide Cylinder	1		7607
Hose, 32'	Pump to Room 4	2	Purple	2482

Revisions

**Forest River Diesel
2015 Legacy
340BH**



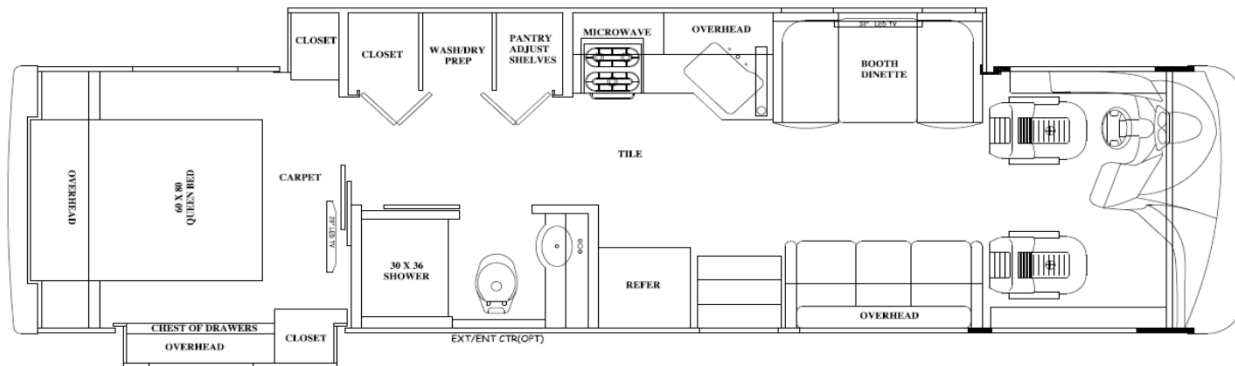
Notes:

1) Complete hose kit number is 7873

[illegible]

Revisions

**Forest River Diesel
2015 Legacy
340KP**



Notes:

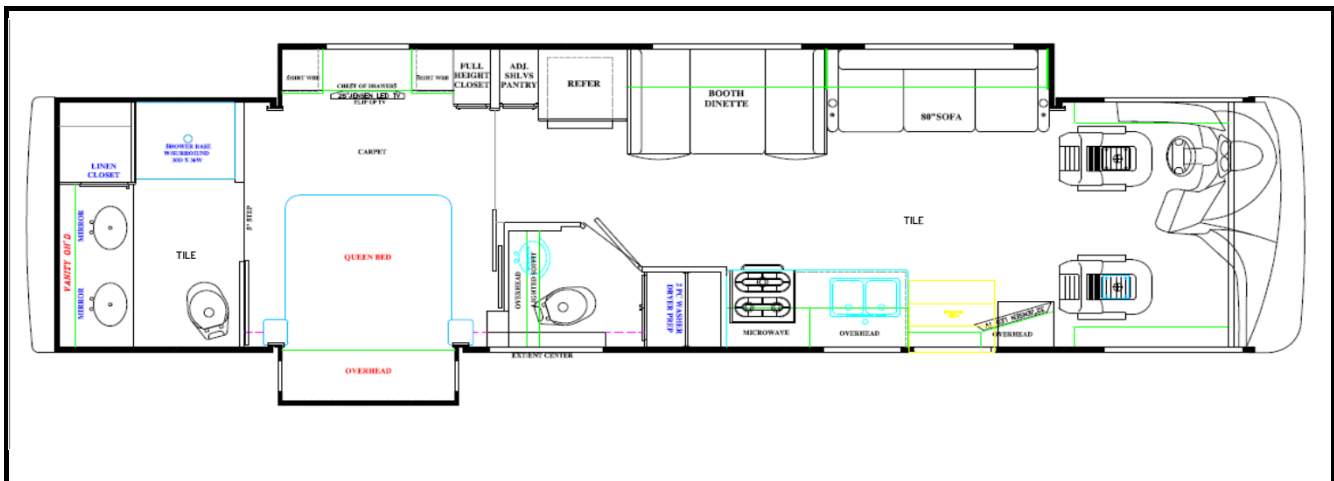
1) Complete hose kit number is 7873

[illegible]

Revisions

[illegible]

**Forest River Diesel
2015 Legacy
360RB**

**Notes:**

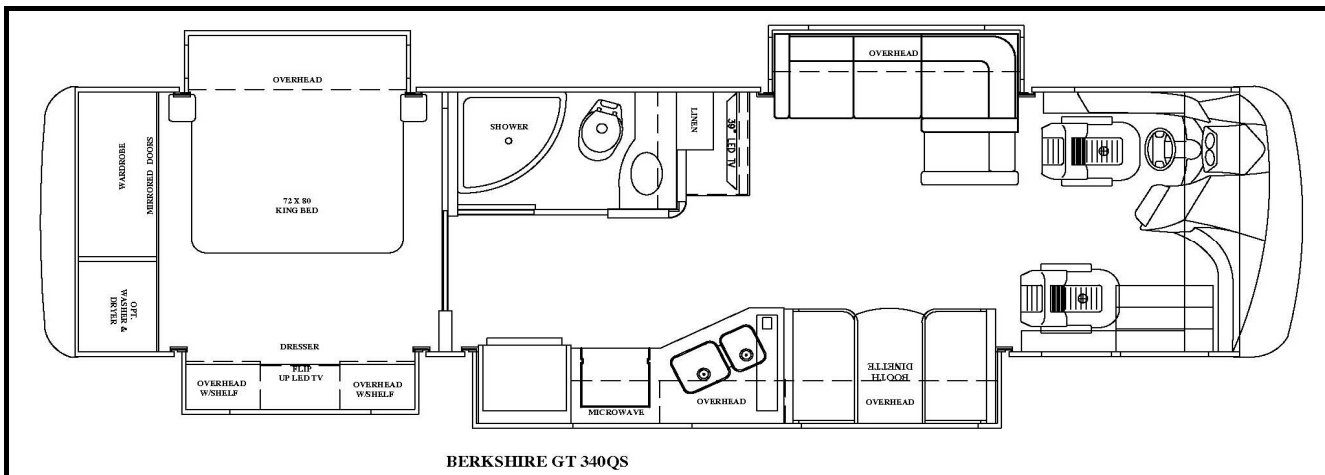
1) Complete hose kit number is 7897

[illegible]

Revisions

4/17/2014	Changed slide 1 travel distance to 20" and changed from 7896 to 7926 cylinder assembly

**Forest River Diesel
2015 Berkshire
34QS**



Notes:

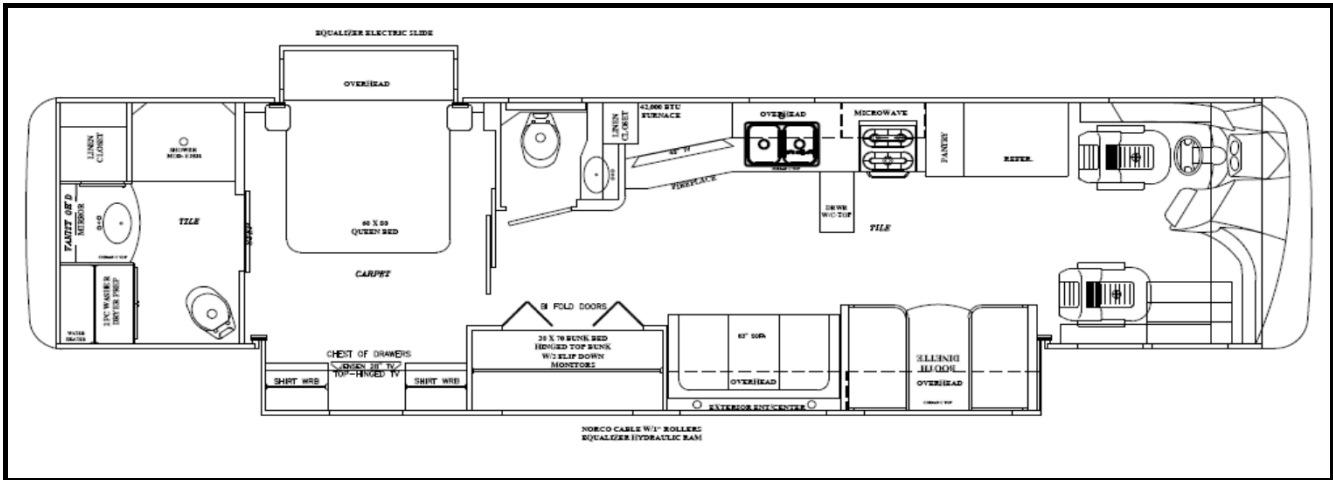
1) Complete hose kit number is 7873

[illegible]

Revisions

[illegible]

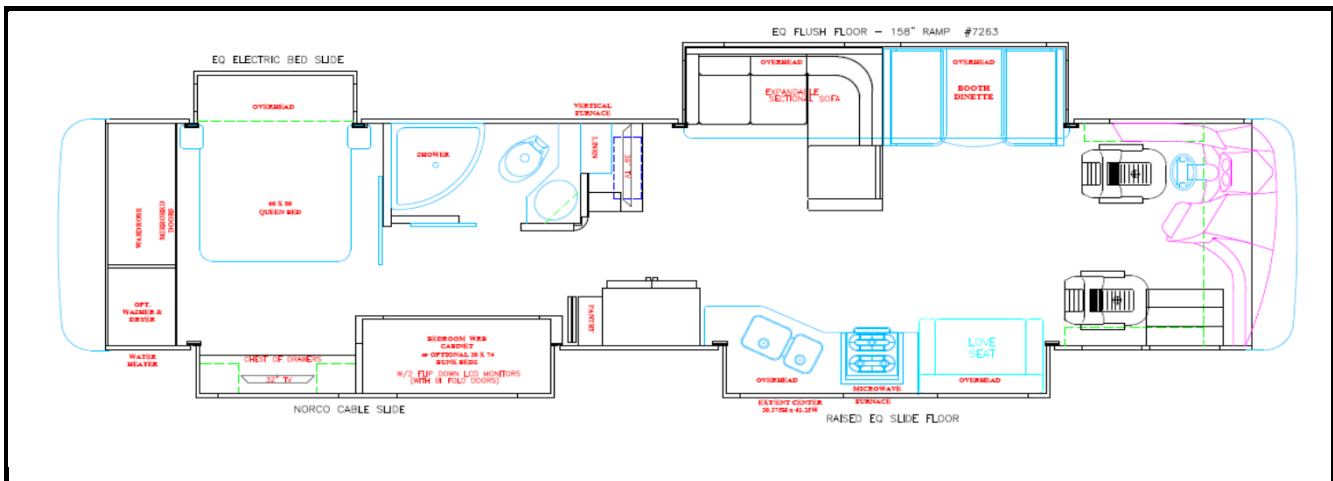
**Forest River Diesel
2015 Berkshire
38RB**

**Notes:**

1) Complete hose kit number is 7609

[illegible]

**Forest River Diesel
2015 Berkshire XL
40BH**

**Notes:**

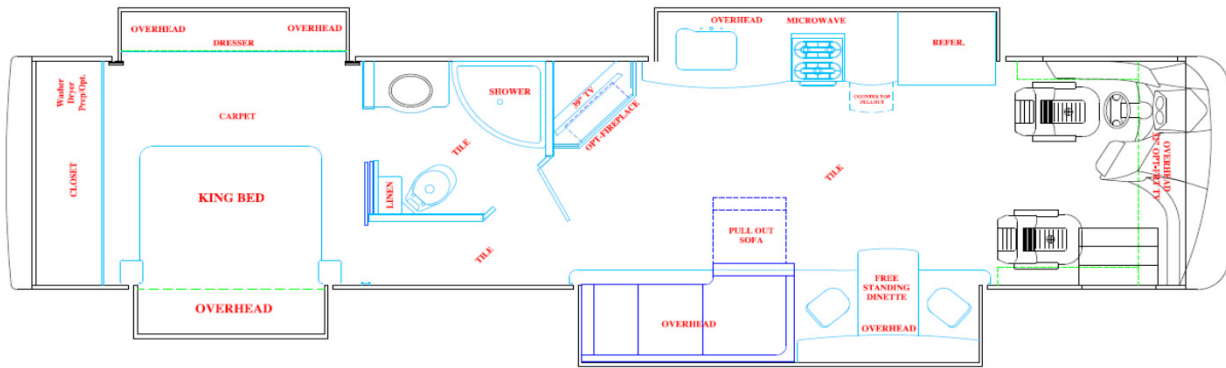
1) Complete hose kit number is 7423

[illegible]

Revisions

[illegible]

**Forest River Diesel
2015 Berkshire XL
40QL**

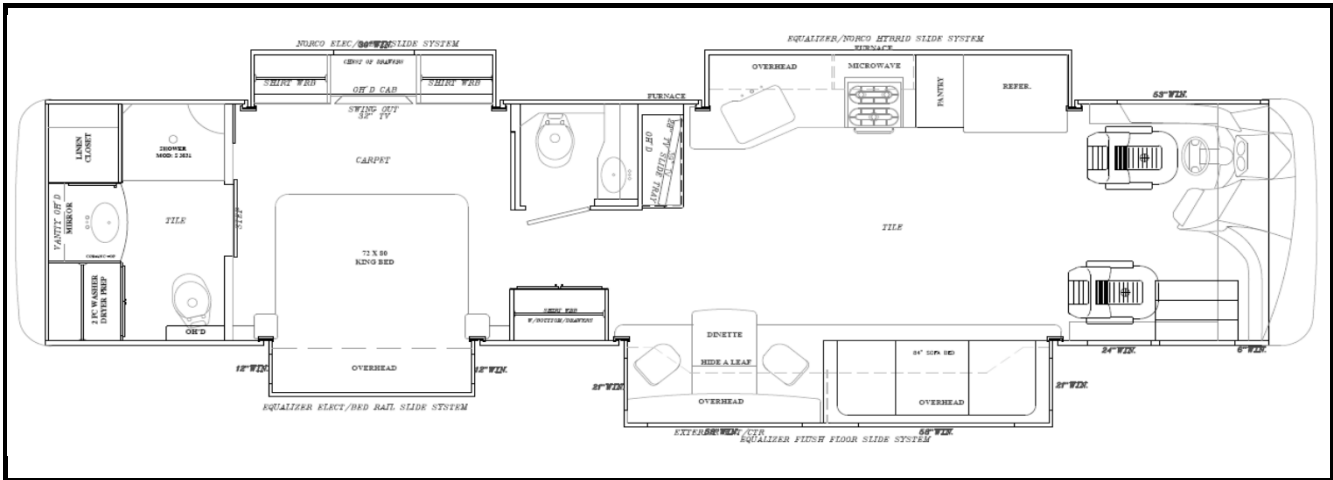
**Notes:**

1) Complete hose kit number is 7423

[illegible]

Revisions

**Forest River Diesel
2015 Berkshire XL
40RB**

**Notes:**

1) Complete hose kit number is 7423

[illegible]

Revisions

**Forest River Diesel
2015 Charleston
430BH**



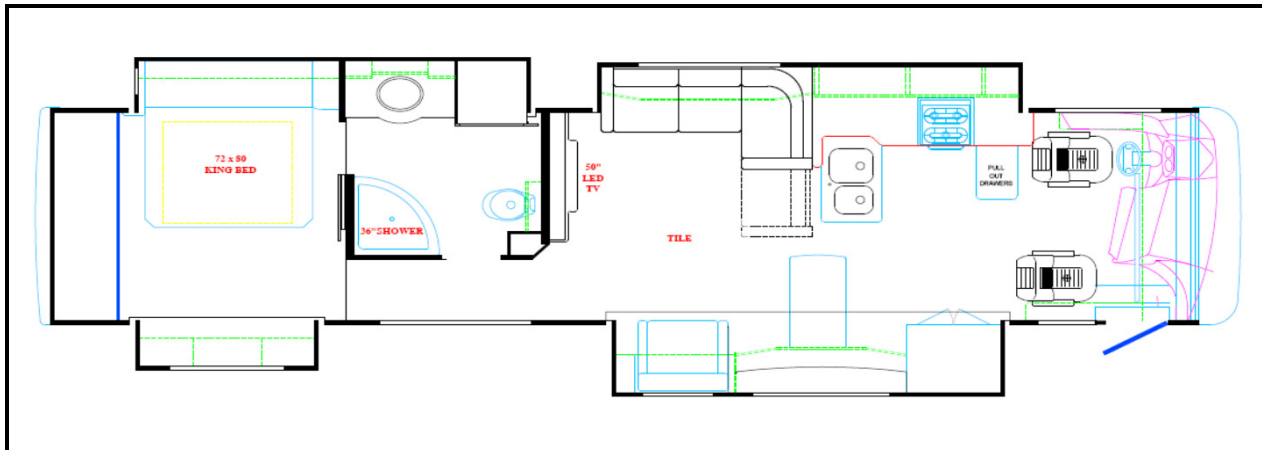
Notes:

1) Complete hose kit number is 7606

Item, Length	Description / Location	Qty	Color	Part Number
Kit	(Items listed below)	1		8479A & 8479B
Pump	6-Function, 2 Rooms, Jacks	1		7731
Jacks (front)	12,000 lbs, 16" Stroke	2		7214
Jacks (rear)	17,500 lbs, 18" Stroke	2		7134
Touch Pad	Located to the left of the drivers seat	1		3103
AL Controller	Attached to bottom of structure	1		2730
Main Harness	Connects pump, controller, and touch pad	1		6861BR
Hose, 36'	Pump to Jack, DS Front Top	1	Brown	2486
Hose, 10'	DS Front Jack Bottom, PS Front Jack Bottom	1	Brn./Whi. Stripe	2465
Hose, 34'	Pump to Jack, PS Front Top	1	White	2484
Hose, 34'	Pump to Jack, PS Front Bottom	1	Brown Stripe	2484
Hose, 10'	Pump to Jack, PS Rear Top	1	Yellow	2465
Hose, 10'	Pump to Jack, PS Rear Bottom	1	Yellow Stripe	2465
Hose, 12'	Pump to Jack, DS Rear Top	1	Orange	2467
Hose, 12'	Pump to Jack, DS Rear Bottom	1	Orange Stripe	2467
Slide Room 1	32" Flush Floor-Norco Timed- EQ Slide Cylander	1		7607
Hose, 32'	Pump to Room 1	2	Green	2482
Slide Room 2	Norco Electric	1		
Slide Room 3	Norco Electric	1		
Slide Room 4	20" -Norco Timed- EQ Slide Cylander	1		7602
Hose, 32'	Pump to Room 4	2	Purple	2482

Revisions

**Forest River Diesel
2015 Charleston
430FK**

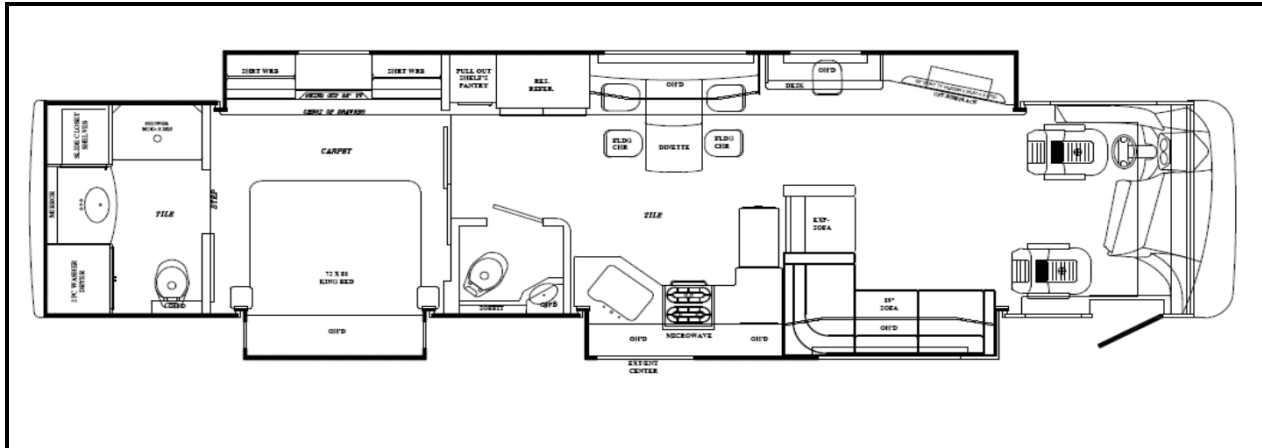


Notes:

1) Complete hose kit number is 7606

[illegible]

**Forest River Diesel
2015 Charleston
430RB**



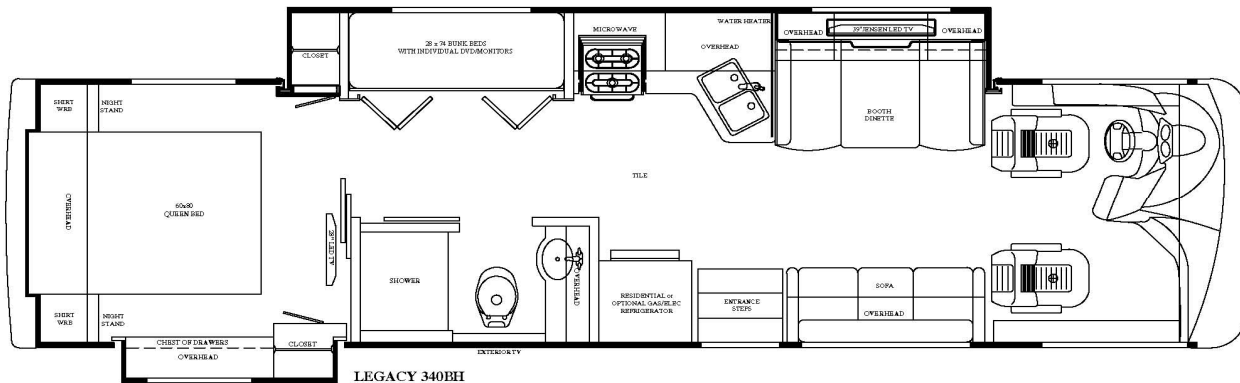
Notes:

1) Complete hose kit number 7902

Item, Length	Description / Location	Qty	Color	Part Number
Kit	(Items listed below)	1		8697A & 8697B
Pump	6-Function, 2 Rooms, Jacks	1		7731
Jacks (front)	12,000 lbs, 16" Stroke	2		7214
Jacks (rear)	17,500 lbs, 18" Stroke	2		7134
Touch Pad	Located to the left of the drivers seat	1		3103
AL Controller	Attached to bottom of structure	1		2730
Main Harness	Connects pump, controller, and touch pad	1		6861BR
Sync Cylinder	Mounting between frame rails for slide 1	1		7903
Hose, 36'	Pump to Jack, DS Front Top	1	Brown	2486
Hose, 10'	DS Front Jack Bottom, PS Front Jack Bottom	1	Brn./Whi. Stripe	2465
Hose, 34'	Pump to Jack, PS Front Top	1	White	2484
Hose, 34'	Pump to Jack, PS Front Bottom	1	Brown Stripe	2484
Hose, 10'	Pump to Jack, PS Rear Top	1	Yellow	2465
Hose, 10'	Pump to Jack, PS Rear Bottom	1	Yellow Stripe	2465
Hose, 12'	Pump to Jack, DS Rear Top	1	Orange	2467
Hose, 12'	Pump to Jack, DS Rear Bottom	1	Orange Stripe	2467
Hose, 28'	Pump to Sync. Cylinder	2	Green	2535
Slide Room 1	24" Flush EQ Four Arm	1		7900
Hose, 18'	Sync Cyl to Front Slide Cylinder	2	Green	2473
Hose, 18'	Sync Cyl to Rear Slide Cylinder	2	Green	2473
Slide Room 2	Equalizer Electric	1		7343
Slide Room 3	20" -Norco Timed- EQ Slide Cylinder	1		7602
Hose, 32'	Pump to Room 3	2	Purple	2482
Slide Room 4				

Revisions

**Forest River Diesel
2016 Legacy
340BH**



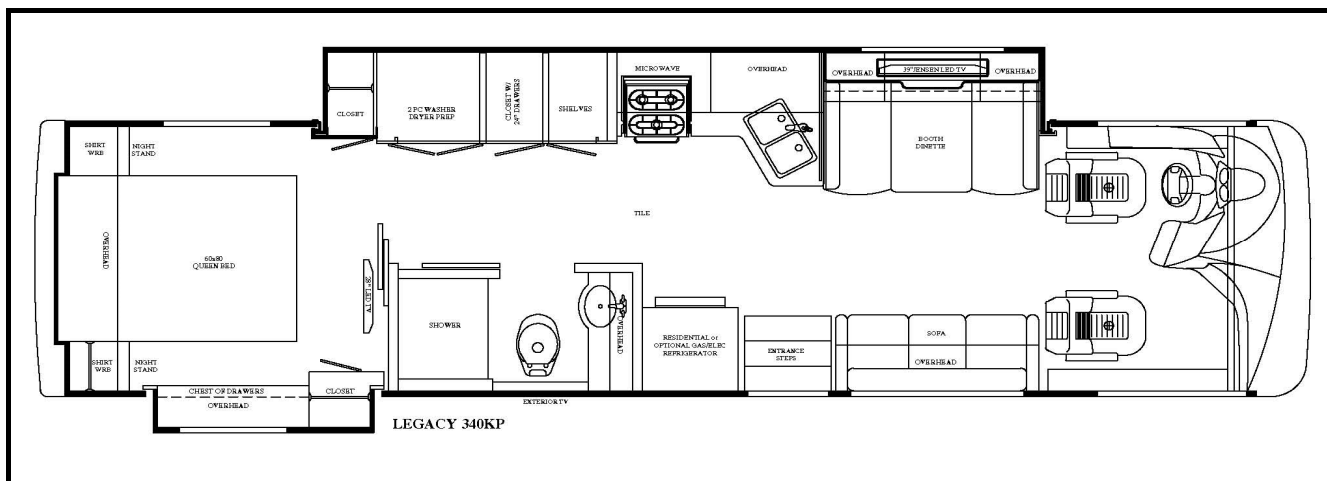
Notes:

1) Complete hose kit number is 7873

[illegible]

Revisions

**Forest River Diesel
2016 Legacy
340KP**

**Notes:**

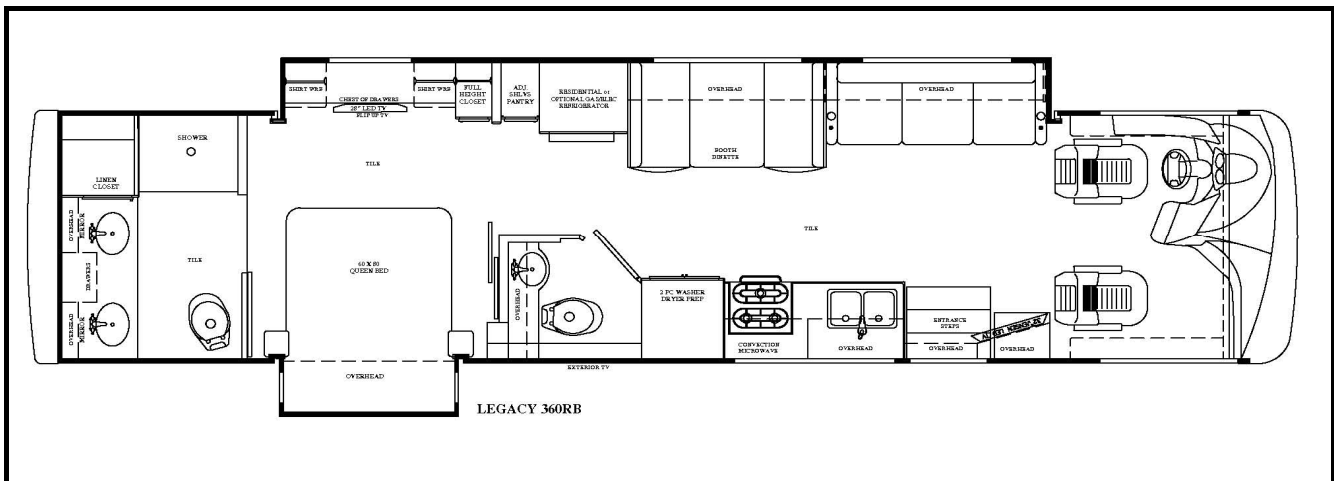
1) Complete hose kit number is 7873

[illegible]

Revisions

[illegible]

**Forest River Diesel
2016 Legacy
360RB**

**Notes:**

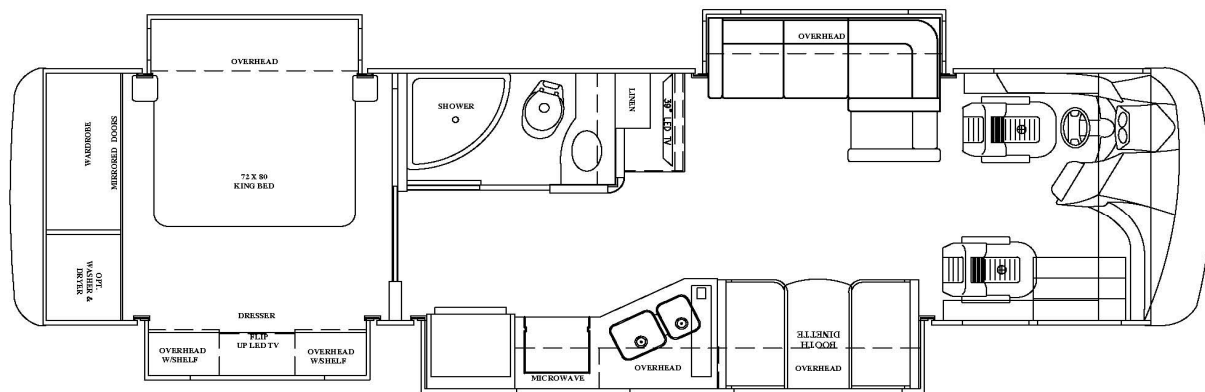
1) Complete hose kit number is 7897

[illegible]

Revisions

4/17/2014	Changed slide 1 travel distance to 20" and changed from 7896 to 7926 cylinder assembly

**Forest River Diesel
2016 Berkshire
34QS**



BERKSHIRE GT 340QS

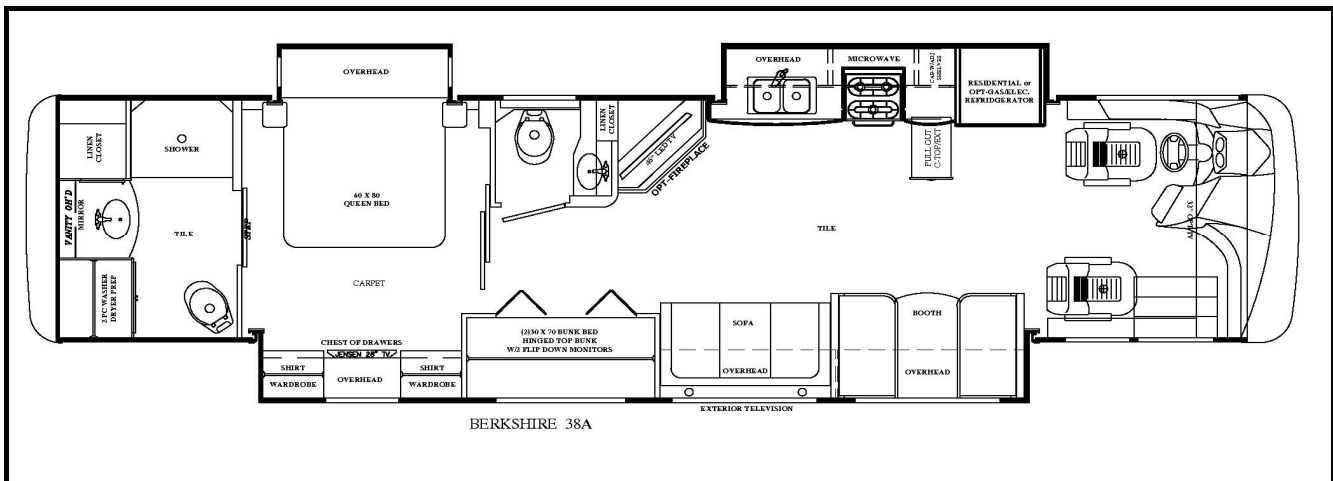
Notes:

1) Complete hose kit number is 7873

[illegible]

Revisions

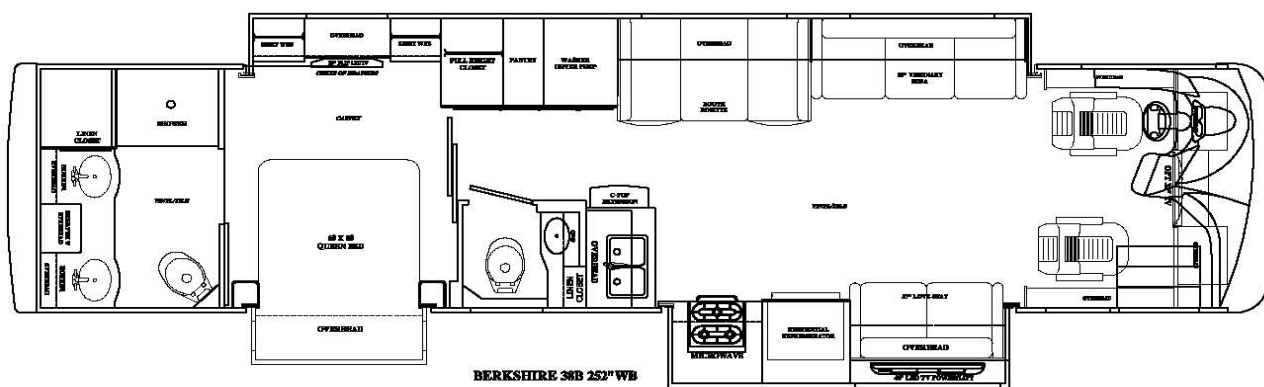
**Forest River Diesel
2016 Berkshire
38A**

**Notes:**

1) Complete hose kit number is 7609

[illegible]

**Forest River Diesel
2016 Berkshire
38B**



Notes:

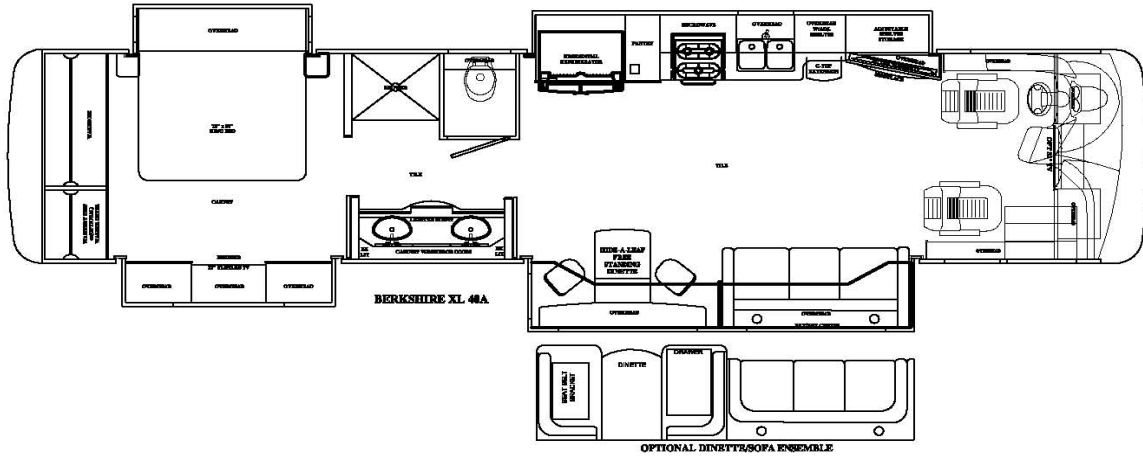
1) Complete hose kit number is 7609

[illegible]

Revisions

[illegible]

**Forest River Diesel
2016 Berkshire XL
40A**

**Notes:**

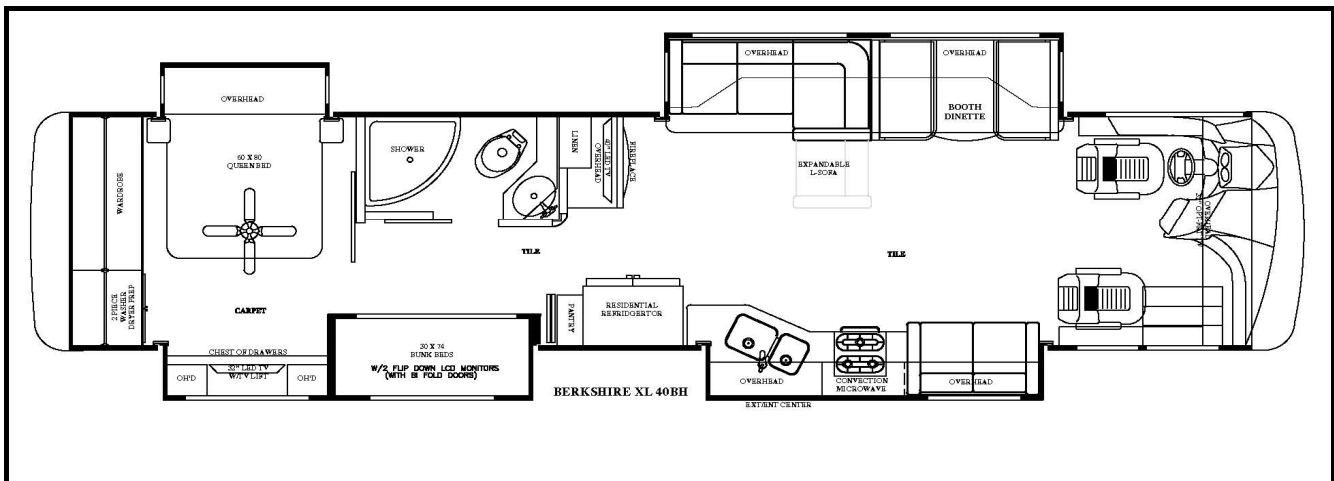
1) Complete hose kit number is 7423

[illegible]

Revisions

[illegible]

**Forest River Diesel
2016 Berkshire XL
40BH**

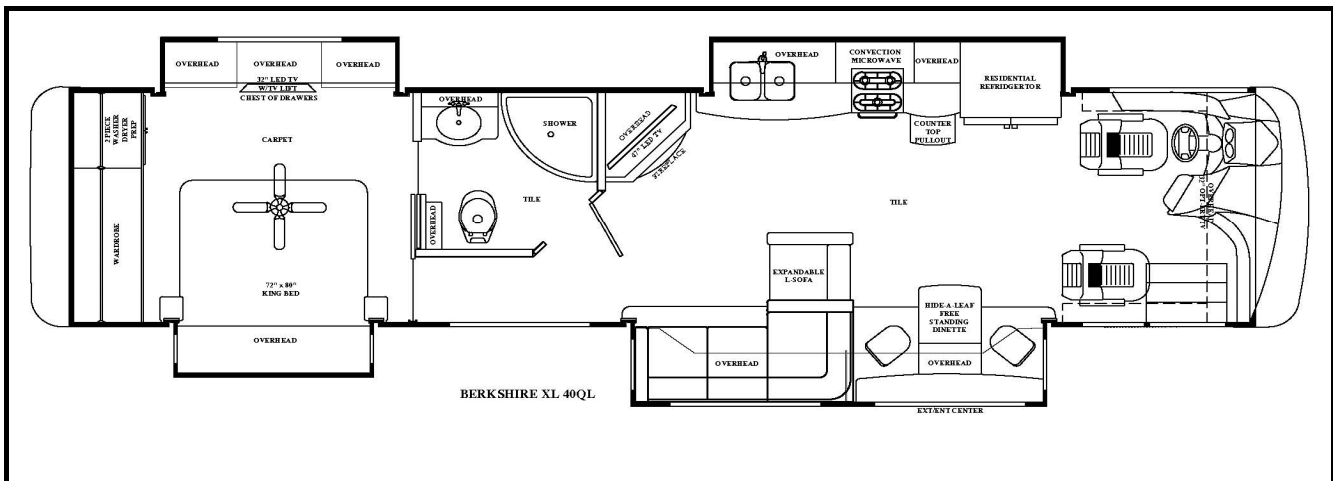
**Notes:**

1) Complete hose kit number is 7423

[illegible]

Revisions

**Forest River Diesel
2016 Berkshire XL
40QL**

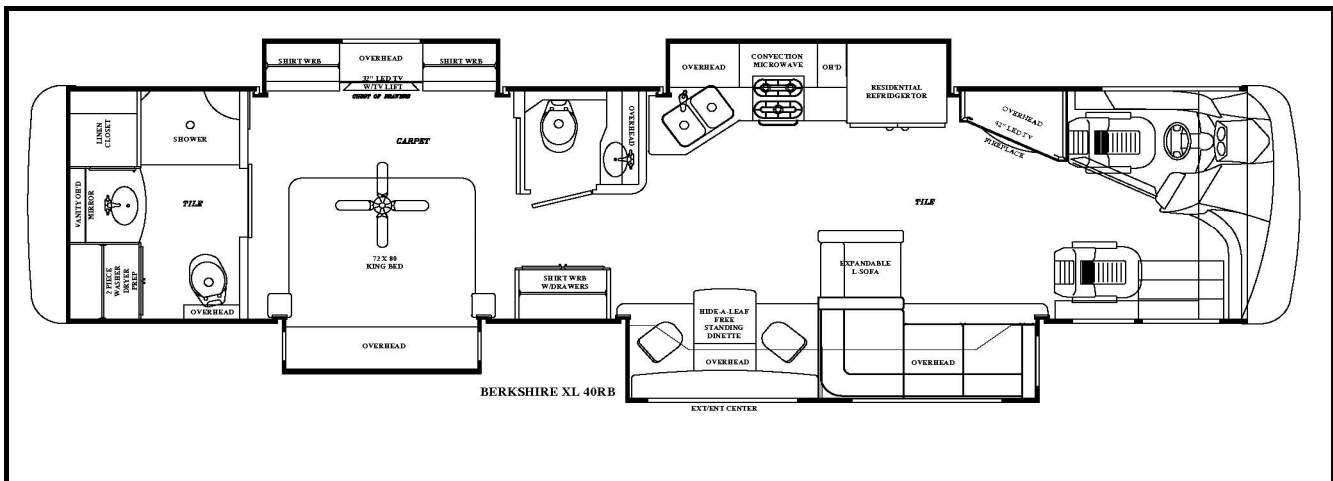
**Notes:**

1) Complete hose kit number is 7423

[illegible]

Revisions

**Forest River Diesel
2016 Berkshire XL
40RB**

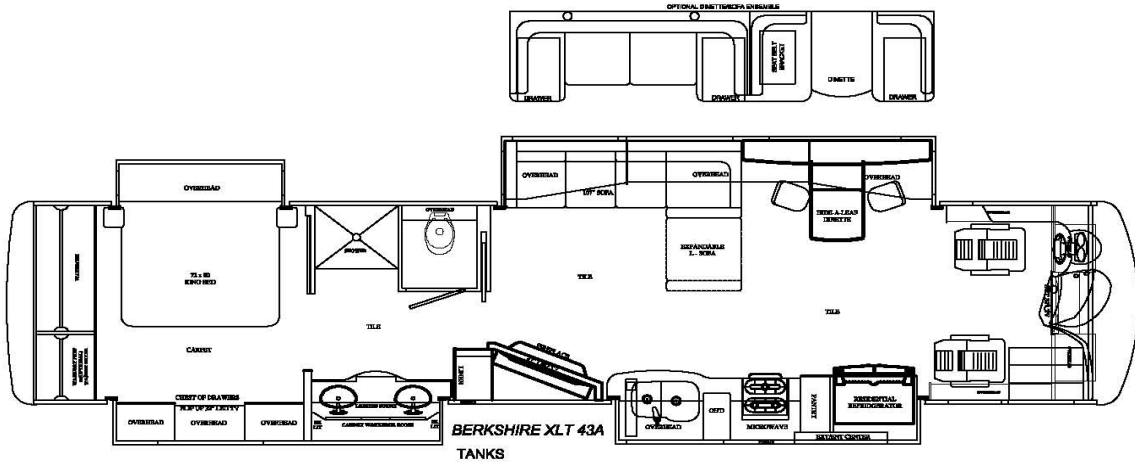
**Notes:**

1) Complete hose kit number is 7423

[illegible]

Revisions

**Forest River Diesel
2016 Berkshire XLT
43A**

**Notes:**

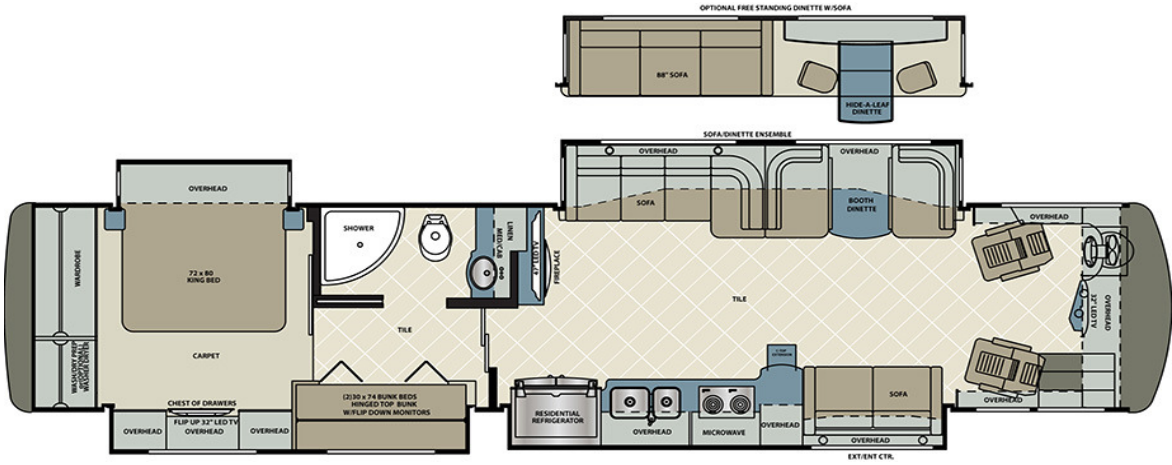
1) Complete hose kit number is 7981

[illegible]

Revisions

[illegible]

**Forest River Diesel
2016 Berkshire XLT
43B**

**Notes:**

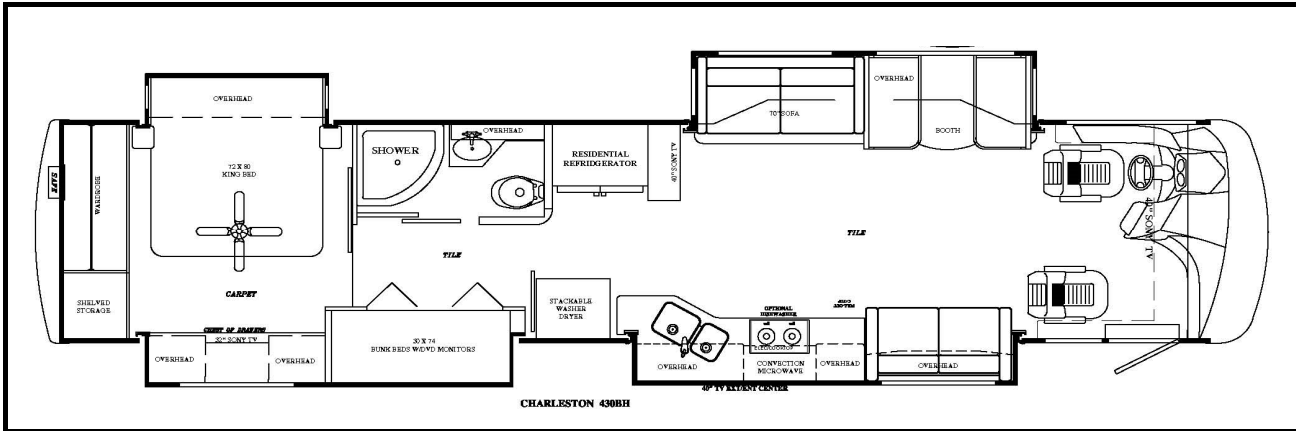
1) Complete hose kit number is 7981

[illegible]

Revisions

[illegible]

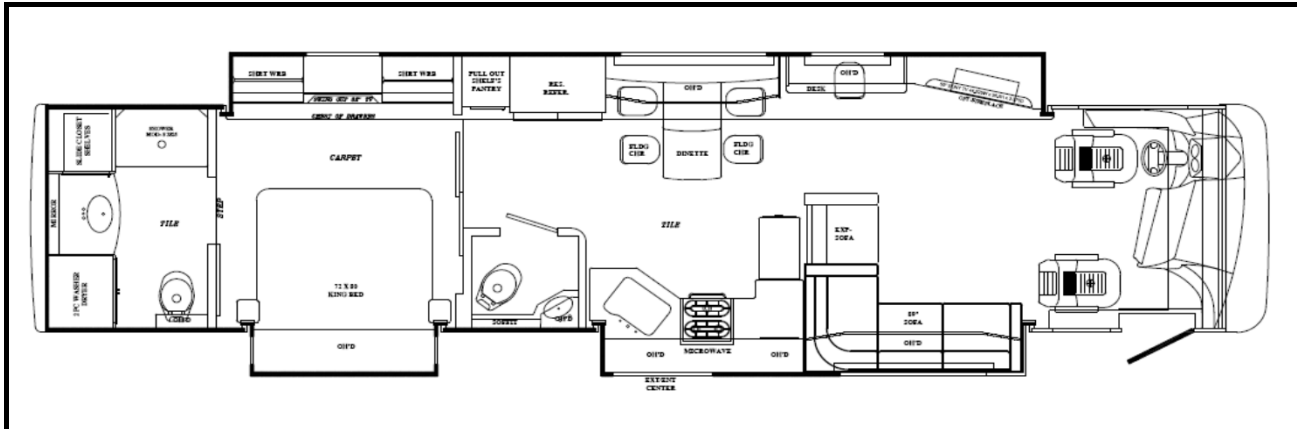
**Forest River Diesel
2016 Charleston
430BH**

**Notes:**

1) Complete hose kit number is 7606

[illegible]

**Forest River Diesel
2016 Charleston
430RB**



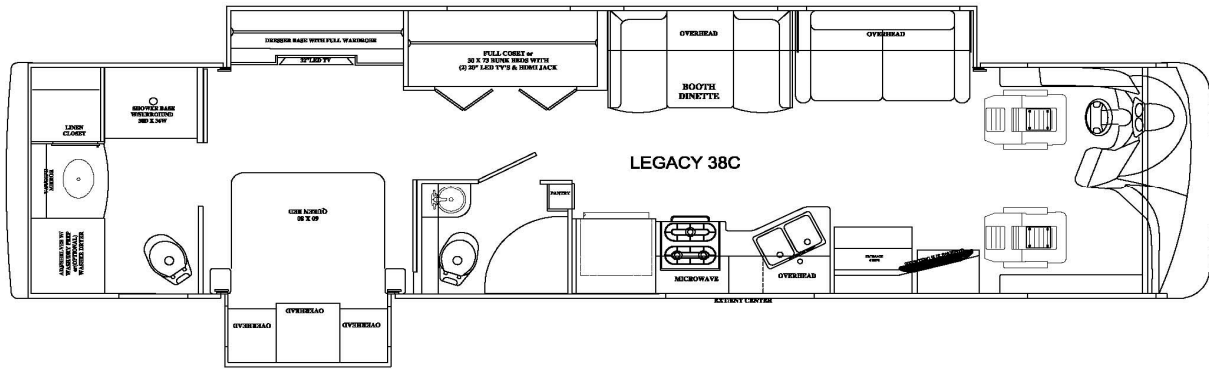
Notes:

1) Complete hose kit number 7902

Item, Length	Description / Location	Qty	Color	Part Number
Kit	(Items listed below)	1		8697A & 8697B
Pump	6-Function, 2 Rooms, Jacks	1		7731
Jacks (front)	12,000 lbs, 16" Stroke	2		7214
Jacks (rear)	17,500 lbs, 18" Stroke	2		7134
Touch Pad	Located to the left of the drivers seat	1		3103
AL Controller	Attached to bottom of structure	1		2730
Main Harness	Connects pump, controller, and touch pad	1		6861BR
Sync Cylinder	Mounting between frame rails for slide 1	1		7903
Hose, 36'	Pump to Jack, DS Front Top	1	Brown	2486
Hose, 10'	DS Front Jack Bottom, PS Front Jack Bottom	1	Brn./Whi. Stripe	2465
Hose, 34'	Pump to Jack, PS Front Top	1	White	2484
Hose, 34'	Pump to Jack, PS Front Bottom	1	Brown Stripe	2484
Hose, 10'	Pump to Jack, PS Rear Top	1	Yellow	2465
Hose, 10'	Pump to Jack, PS Rear Bottom	1	Yellow Stripe	2465
Hose, 12'	Pump to Jack, DS Rear Top	1	Orange	2467
Hose, 12'	Pump to Jack, DS Rear Bottom	1	Orange Stripe	2467
Hose, 28'	Pump to Sync. Cylinder	2	Green	2535
Slide Room 1	24" Flush EQ Four Arm	1		7900
Hose, 18'	Sync Cyl to Front Slide Cylinder	2	Green	2473
Hose, 18'	Sync Cyl to Rear Slide Cylinder	2	Green	2473
Slide Room 2	Equalizer Electric	1		7343
Slide Room 3	20" -Norco Timed- EQ Slide Cylinder	1		7602
Hose, 32'	Pump to Room 3	2	Purple	2482
Slide Room 4				

Revisions

**Forest River Diesel
2017 Legacy
38C**

**Notes:**

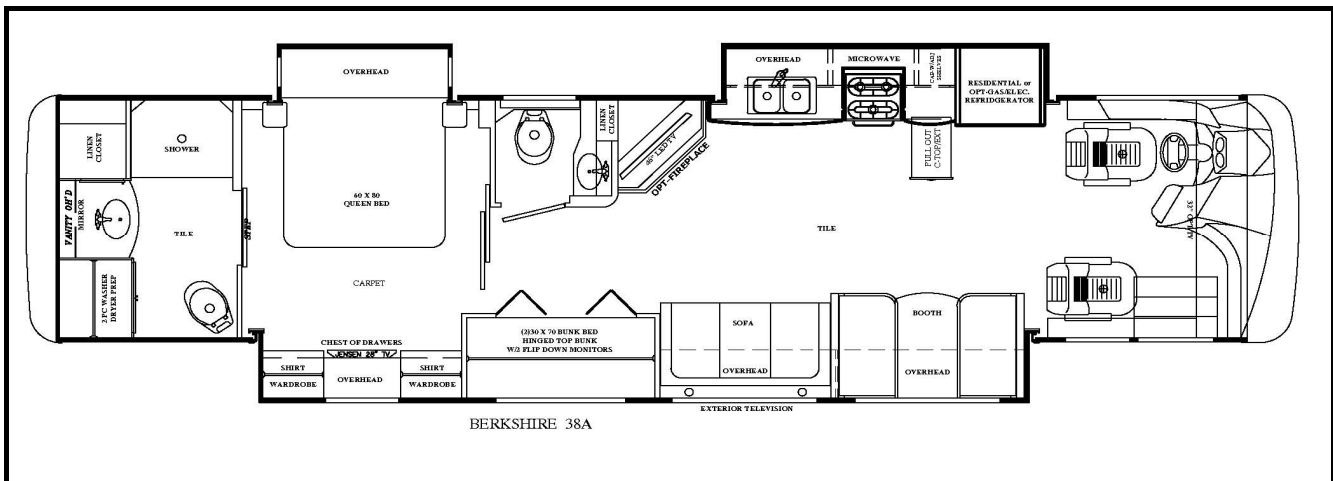
1) Complete hose kit number is 70034

[illegible]

Revisions

Revisions	
4/17/2014	Changed slide 1 travel distance to 20" and changed from 7896 to 7926 cylinder assembly

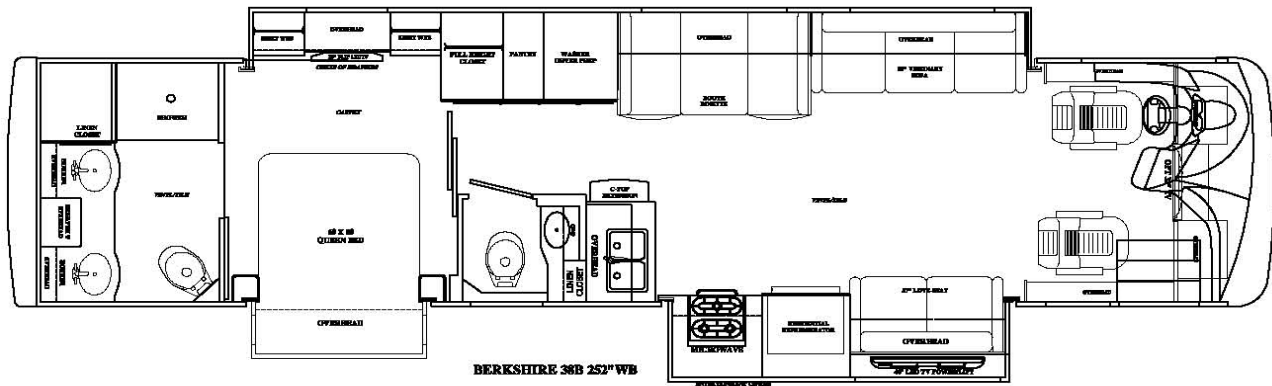
**Forest River Diesel
2017 Berkshire
38A**

**Notes:**

1) Complete hose kit number is 7609

[illegible]

**Forest River Diesel
2017 Berkshire
38B**

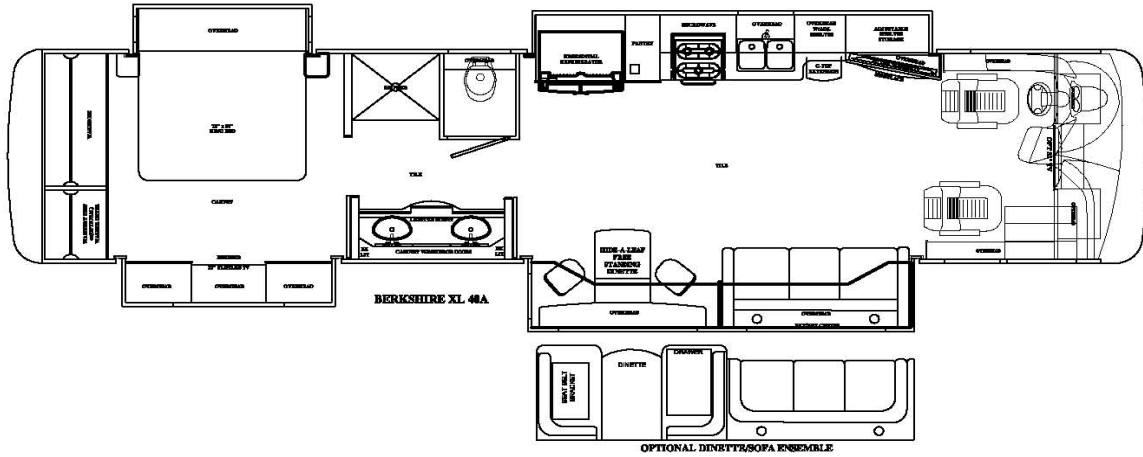
**Notes:**

1) Complete hose kit number is 7609

[illegible]

Revisions

**Forest River Diesel
2017 Berkshire XL
40A**

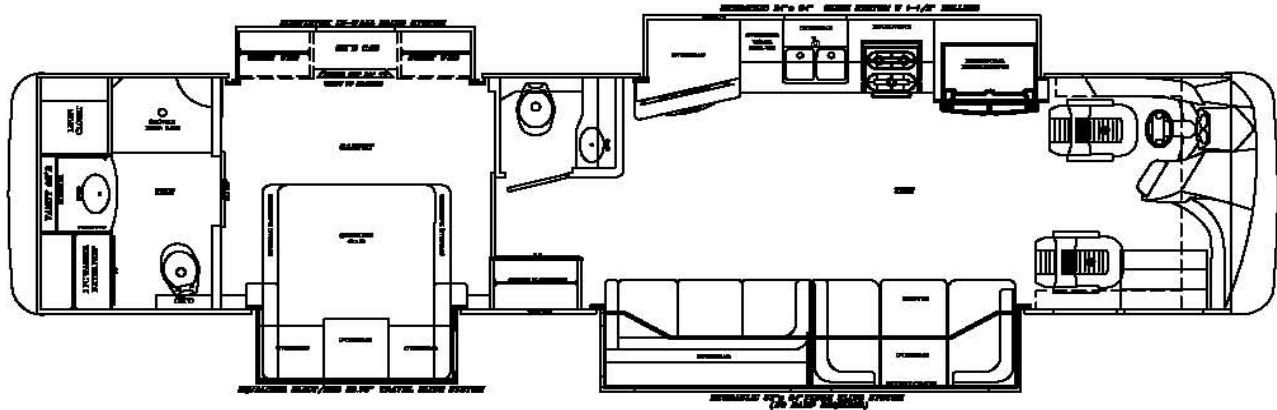
**Notes:**

1) Complete hose kit number is 7423

[illegible]

Revisions

**Forest River Diesel
2017 Berkshire XL
40B**

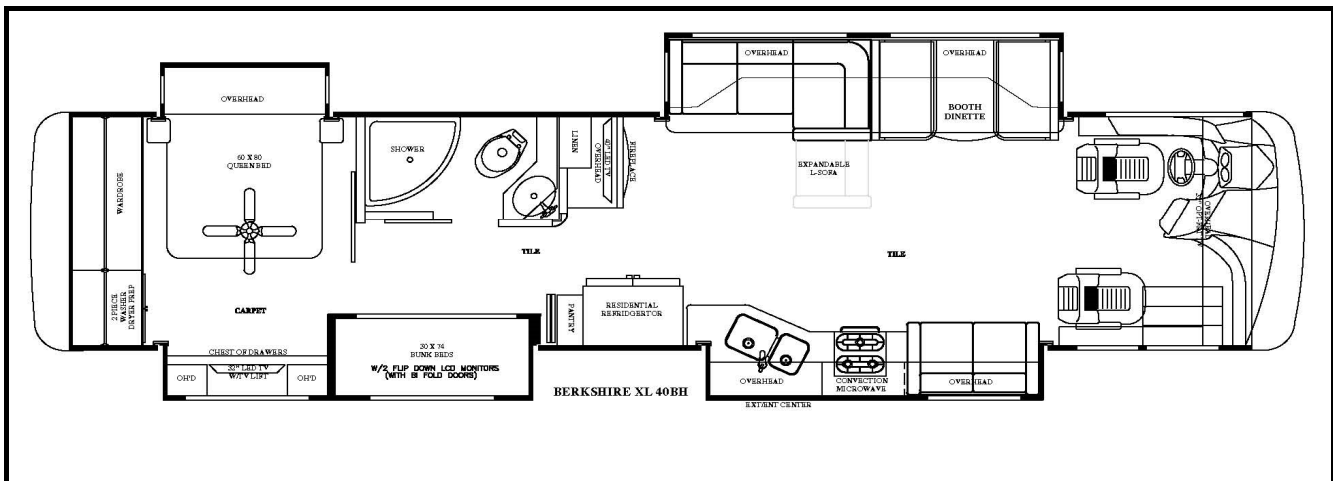
**Notes:**

1) Complete hose kit number is 7423

[illegible]

Revisions

**Forest River Diesel
2017 Berkshire XL
40BH**

**Notes:**

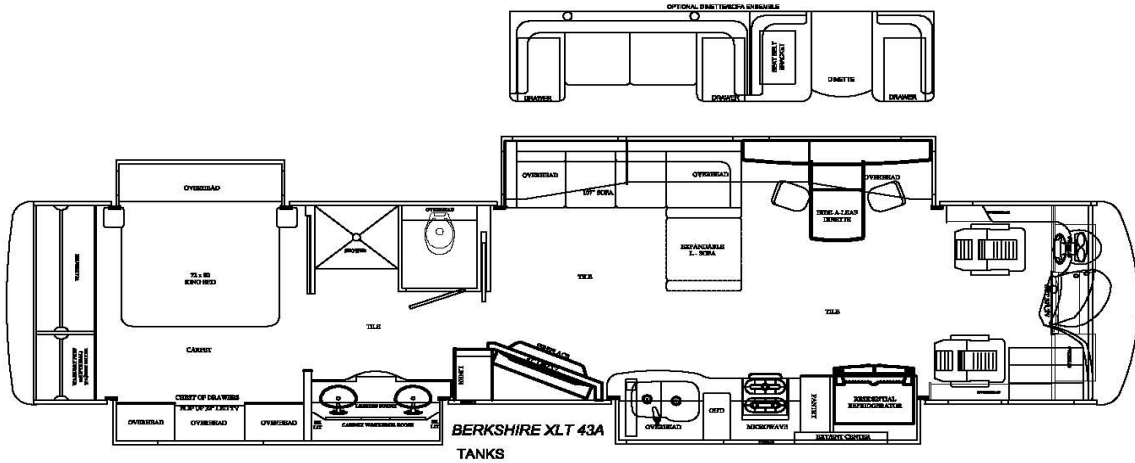
1) Complete hose kit number is 7423

[illegible]

Revisions

[illegible]

**Forest River Diesel
2017 Berkshire XLT
43A**

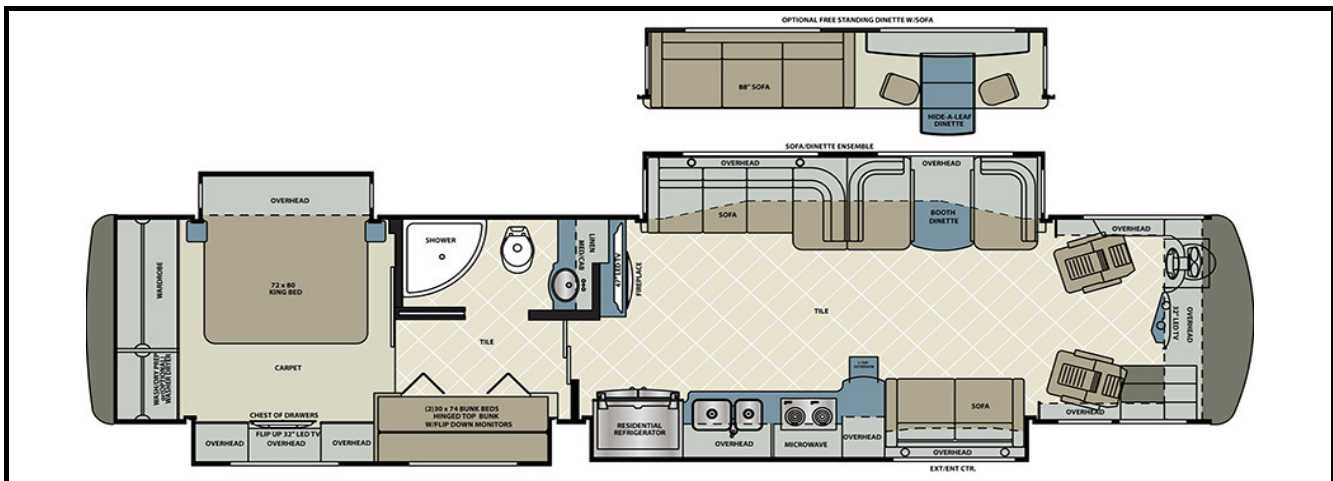
**Notes:**

1) Complete hose kit number is 70022

[illegible]

Revisions

**Forest River Diesel
2017 Berkshire XLT
43B**



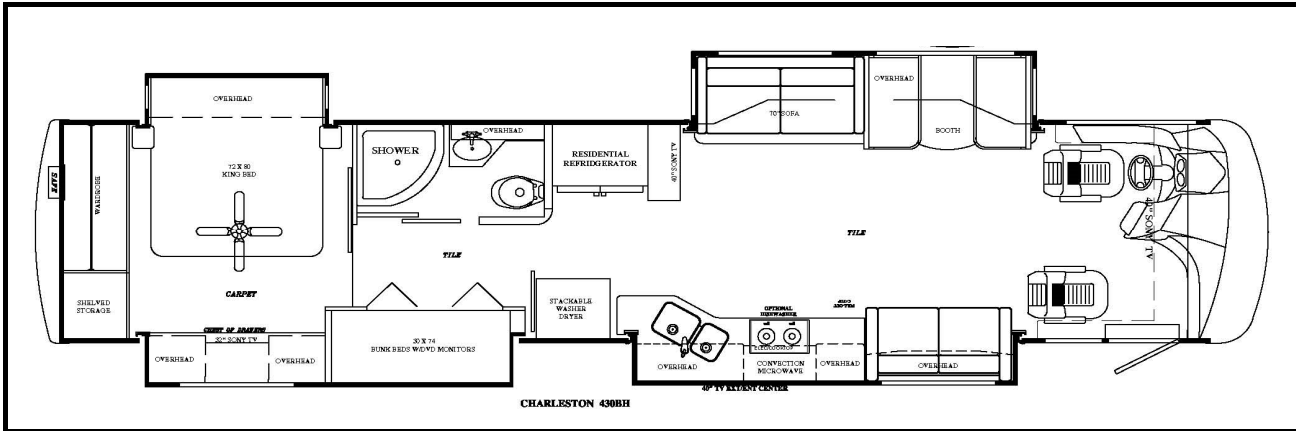
Notes:

1) Complete hose kit number is 70017

Item, Length	Description / Location	Qty	Color	Part Number
Kit	(Items listed below)	1		8768A & 8768B
Pump	6-Function, 2 rooms, Jacks	1		7731
Jacks(Front)	12,000 lbs, 16" Stroke	2		7214
Jacks(Rear)	17,500 lbs, 18" Stroke	2		7134
Touch Pad	Located to the left of the drivers seat	1		3103
AL Controller	Attached to bottom of structure	1		2730
Main Harness	Connects pump, controller, and touch pad	1		6981
Sync Cylinder	Mounting between frame rails for Slide 4	1		70016
Hose, 4'	Pump to Jack, DS Front Top	1	Brown	2459
Hose, 4'	Pump to Jack, DS Front Bottom	1	Brown Stripe	2459
Hose, 8'	Pump to Jack, PS Front Top	1	White	2463
Hose, 8'	Pump to Jack, PS Front Bottom	1	White Stripe	2463
Hose, 32'	Pump to Jack, PS Rear Top	1	Yellow	2482
Hose, 10'	DS Rear Bottom, PS Rear Bottom	1	Yel Strp/Oran Strp	2465
Hose, 30'	Pump to Jack, DS Rear Top	1	Orange	2527
Hose, 30'	Pump to Jack, DS Rear Bottom	1	Orange Stripe	2527
Slide Room 1	32" Flush Floor(EQ)	1		7293
Hose, 18'	Pump to Room 1	2	Green	2473
Slide Room 2	Equalizer Electric	1		7343
Slide Room 3	Lippert Electric	1		
Slide Room 4	18" Above Floor(EQ)	1		70015
Hose, 18'	Pump to Sync Cylinder	2	Purple	2473
Hose, 12'	Sync Cyl to Front Slide Cylinder	2	Purple	2467
Hose, 12'	Sync Cyl to Rear Slide Cylinder	2	Purple	2467

Revisions

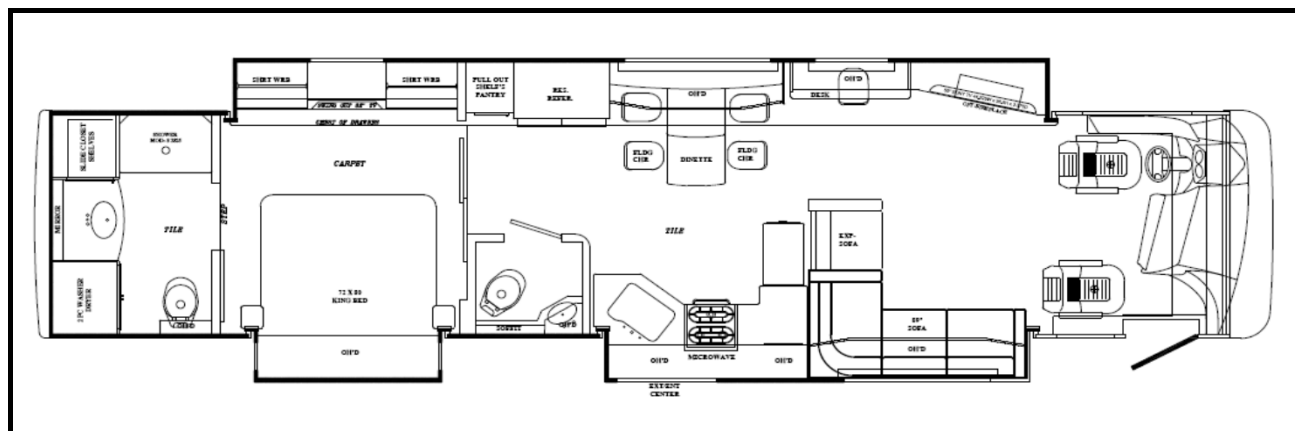
**Forest River Diesel
2017 Charleston
430BH**

**Notes:**

1) Complete hose kit number is 7606

[illegible]

**Forest River Diesel
2017 Charleston
430RB**

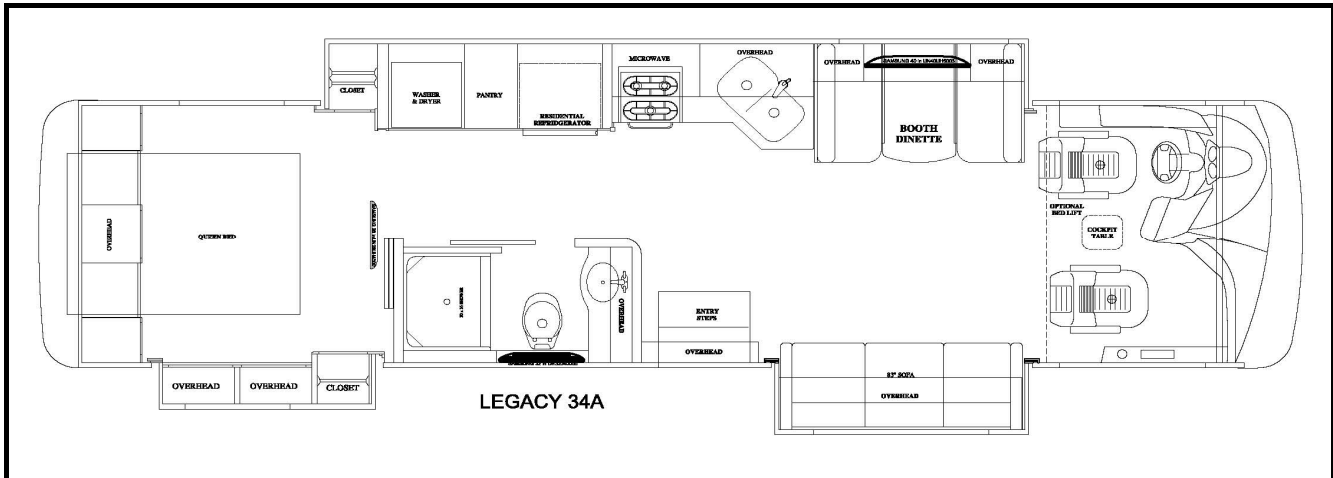


Notes:

1) Complete hose kit number 7902

[illegible]

**Forest River Diesel
2018 Legacy
34A**



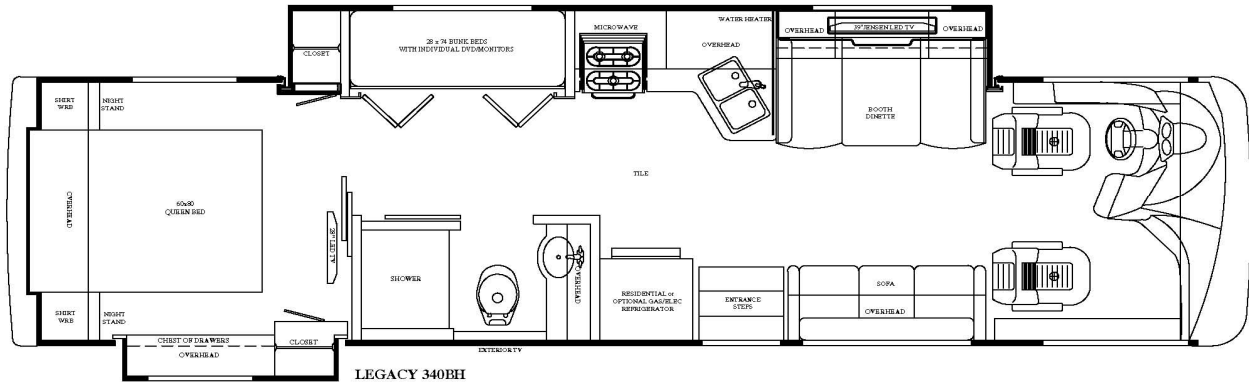
Notes:

1) Complete hose kit number is 70067

Item, Length	Description / Location	Qty	Color	Part Number
Kit	(Items listed below)	1		8413A & 8413B
Pump	6-Function, 2 Rooms, Jacks	1		7604
Jacks	12,000 lbs, 16" Stroke	4		7214
Touch Pad	Located to the left of the drivers seat	1		3103
AL Controller	Attached to bottom of structure	1		2730
Main Harness	Connects pump, controller, and touch pad	1		6862BR
Sync Cylinder	Mounting between frame rails for slide	1		7903
Hose, 28'	Pump to Jack, DS Front Top	1	Brown	2535
Hose, 28'	Pump to Jack, DS Front Bottom	1	Brown Stripe	2535
Hose, 32'	Pump to Jack, PS Front Top	1	White	2482
Hose, 10'	DS Front Jack Bottom, PS Front Jack Bottom	1	Brn./Whi. Stripe	2465
Hose, 12'	Pump to Jack, PS Rear Top	1	Yellow	2467
Hose, 12'	Pump to Jack, PS Rear Bottom	1	Yellow Stripe	2467
Hose, 6'	Pump to Jack, DS Rear Top	1	Orange	2461
Hose, 6'	Pump to Jack, DS Rear Bottom	1	Orange Stripe	2461
Hose, 18'	Pump to Sync Cylinder	2	Green	2473
Slide Room 1	24" EQ (3) Platform Above Floor	1		(2) 7369, (1) 7662
Hose, 16'	Sync Cyl to Front Slide Cylinder	2	Green	2471
Hose, 16'	Sync Cyl to Rear Slide Cylinder	2	Green	2471
Slide Room 2	Lippert Electric	1		
Slide Room 3	24" EQ Platform Above Floor	1		7369
Hose, 26'	Pump to Room 3	2	Purple	3018

Revisions

**Forest River Diesel
2018 Legacy
340BH**

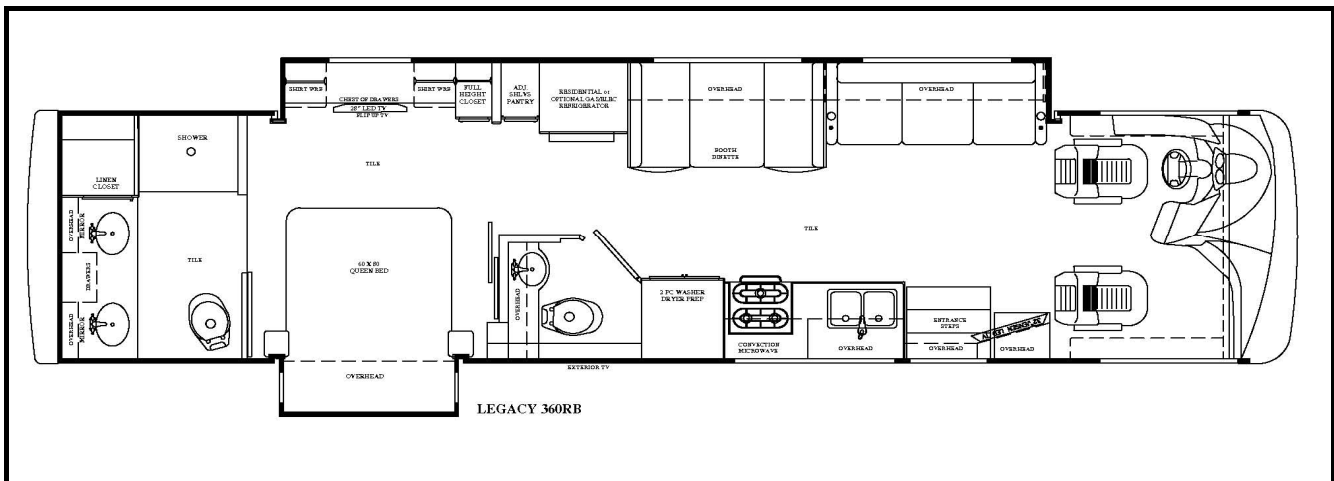
**Notes:**

1) Complete hose kit number is 70033

[illegible]

Revisions

**Forest River Diesel
2018 Legacy
360RB**

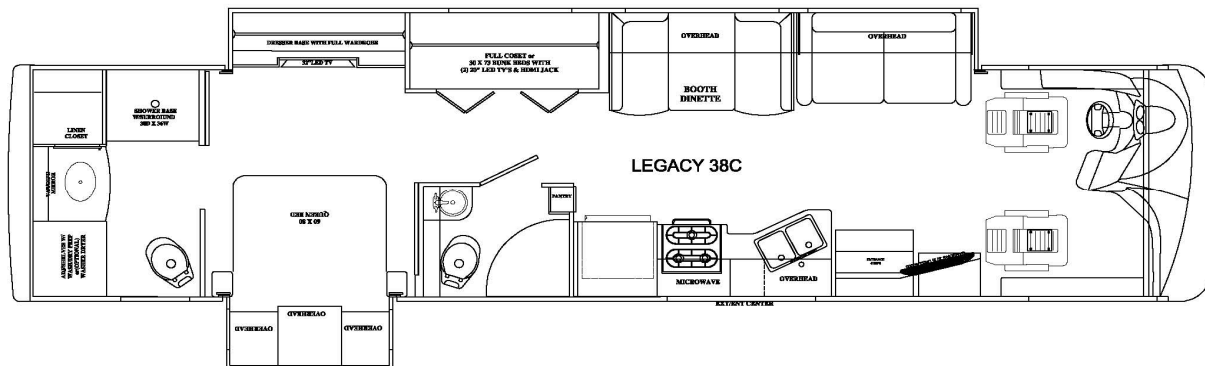
**Notes:**

1) Complete hose kit number is 70034

[illegible]

Revisions

**Forest River Diesel
2018 Legacy
38C**



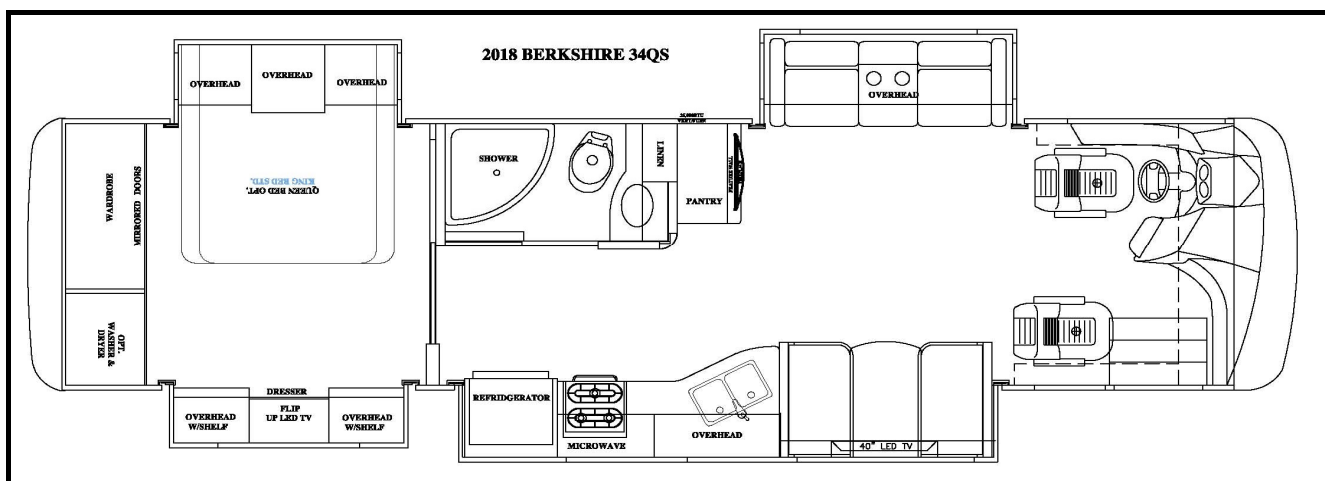
Notes:

1) Complete hose kit number is 70034

[illegible]

Revisions

**Forest River Diesel
2018 Berkshire
34QS**

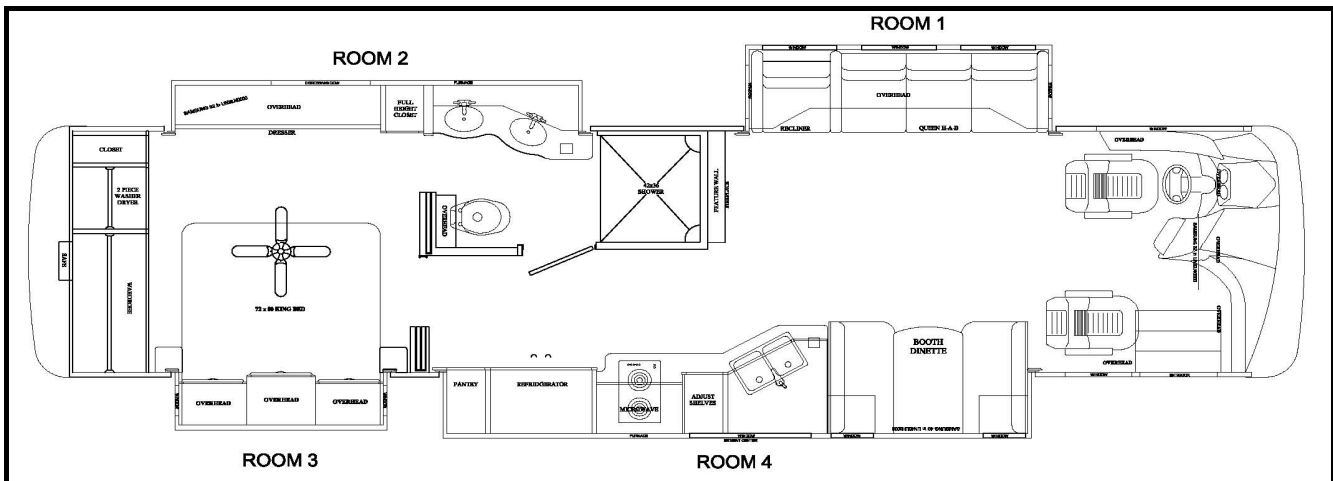


Notes:

1) Complete hose kit number is 70063

[illegible]

**Forest River Diesel
2018 Berkshire XL
37A**



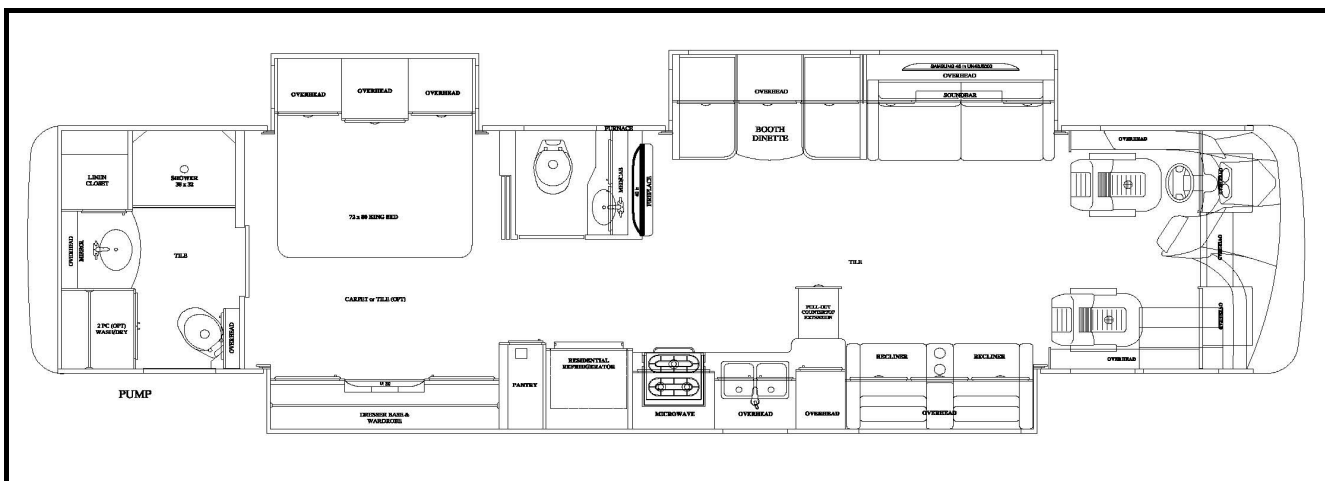
Notes:

1) Complete hose kit number is 70088

Item, Length	Description / Location	Qty	Color	Part Number
Kit	(Items listed below)	1		8628A & 8628B
Pump	6-Function, 2 Rooms, Jacks	1		7604
Jacks	12,000 lbs, 16" Stroke	4		7214
Touch Pad	Located to the left of the drivers seat	1		3103
AL Controller	Attached to bottom of structure	1		2730
Main Harness	Connects pump, controller, and touch pad	1		6862BR
Sync Cylinder	Mounting between frame rails for slide 3	1		7903
Hose, 30'	Pump to Jack, DS Front Top	1	Brown	2527
Hose, 30'	Pump to Jack, DS Front Bottom	1	Brown Stripe	2527
Hose, 30'	Pump to Jack, PS Front Top	1	White	2527
Hose, 10'	DS Front Jack Bottom, PS Front Jack Bottom	1	Brn./Whi. Stripe	2465
Hose, 10'	Pump to Jack, PS Rear Top	1	Yellow	2465
Hose, 10'	Pump to Jack, PS Rear Bottom	1	Yellow/Stripe	2465
Hose, 12'	Pump to Jack, DS Rear Top	1	Orange	2467
Hose, 12'	Pump to Jack, DS Rear Bottom	1	Orange Stripe	2467
Slide Room 1	32" Flush Floor(EQ)	1		7258
Hose, 28'	Pump to Room 1	2	Green	2535
Slide Room 2	Power Gear Slim Rack	1		
Slide Room 3	Equalizer Electric	1		7343
Slide Room 4	24" Above Floor(EQ)	1		70041
Hose, 24'	Pump to Sync Cylinder	2	Purple	2478
Hose, 12'	Sync Cyl to Front Slide Cylinder	2	Purple-2 Stickers	2467
Hose, 12'	Sync Cyl to Rear Slide Cylinder	2	Purple-2 Stickers	2467

Revisions

**Forest River Diesel
2018 Berkshire
39A**

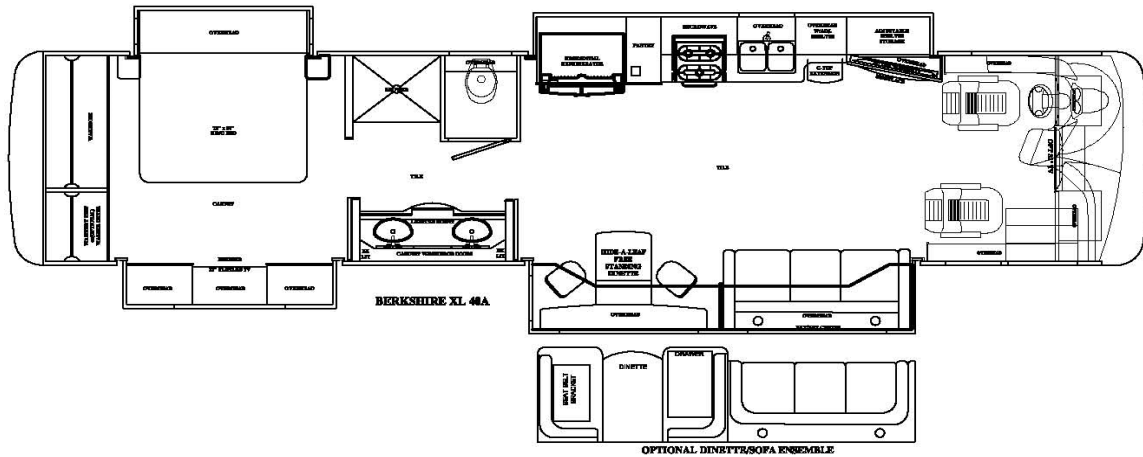


Notes:

1) Complete hose kit number is 70044

[illegible]

**Forest River Diesel
2018 Berkshire XL
40A**

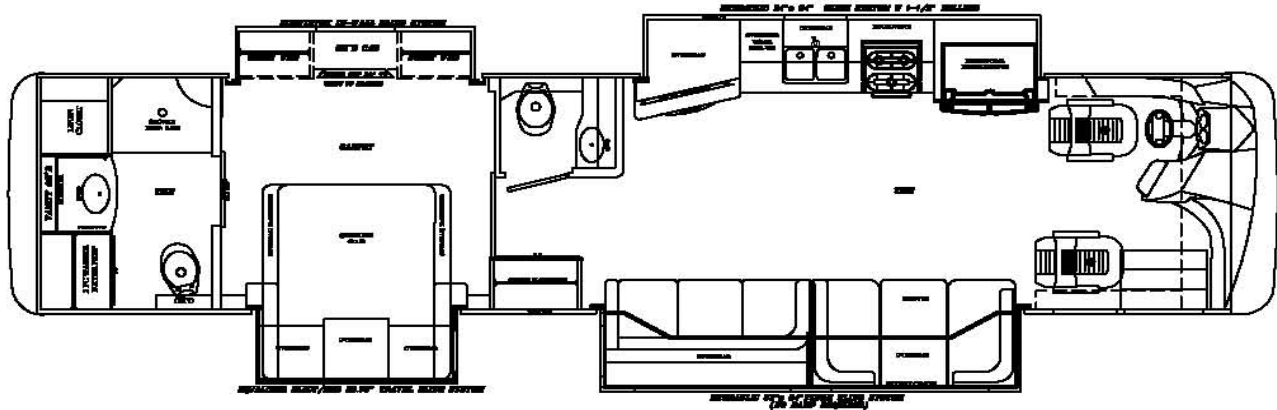
**Notes:**

1) Complete hose kit number is 7423

[illegible]

Revisions

**Forest River Diesel
2018 Berkshire XL
40B**

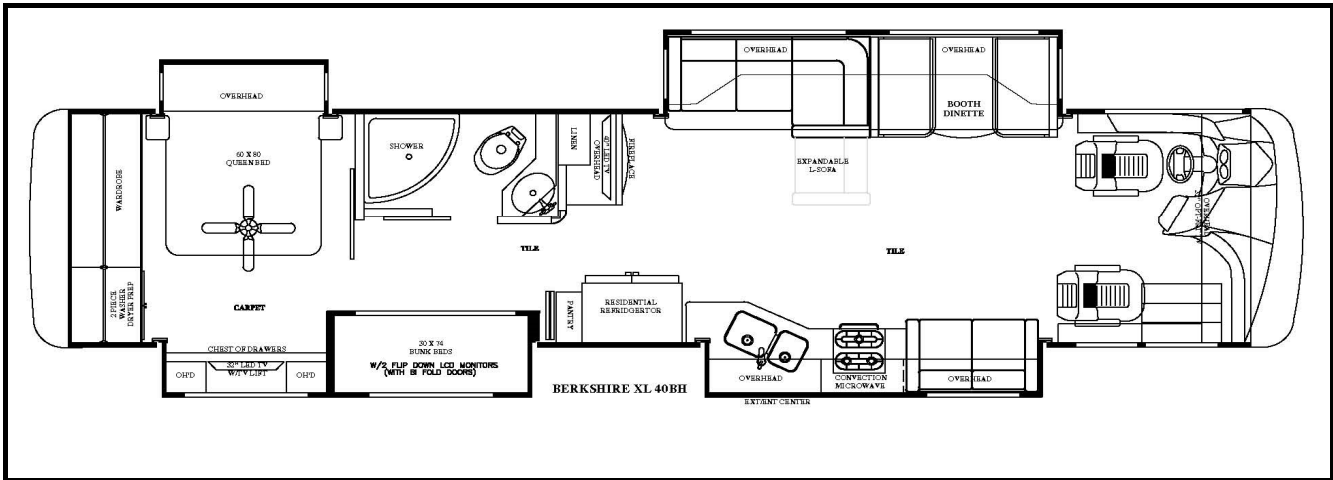
**Notes:**

1) Complete hose kit number is 7423

[illegible]

Revisions

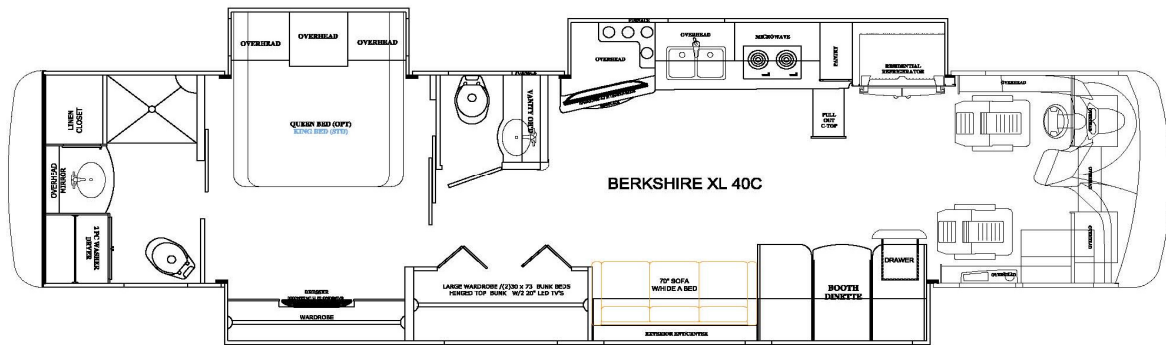
**Forest River Diesel
2018 Berkshire XL
40BH**

**Notes:**

1) Complete hose kit number is 7423

[illegible]

**Forest River Diesel
2018 Berkshire XL
40C**

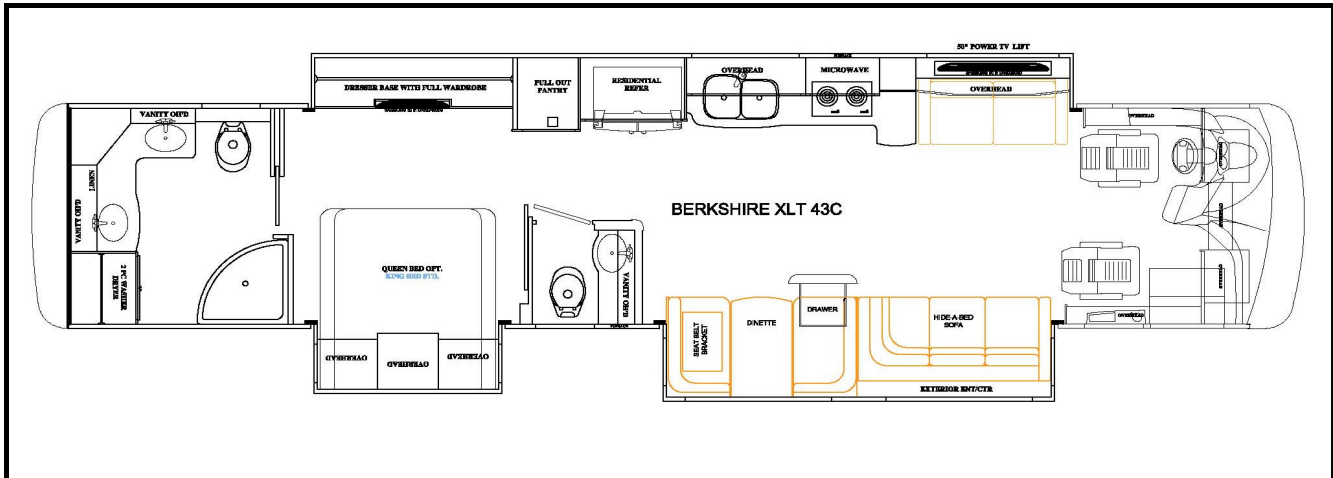
**Notes:**

1) Complete hose kit number is 70044

[illegible]

Revisions

**Forest River Diesel
2018 Berkshire XLT
43C**



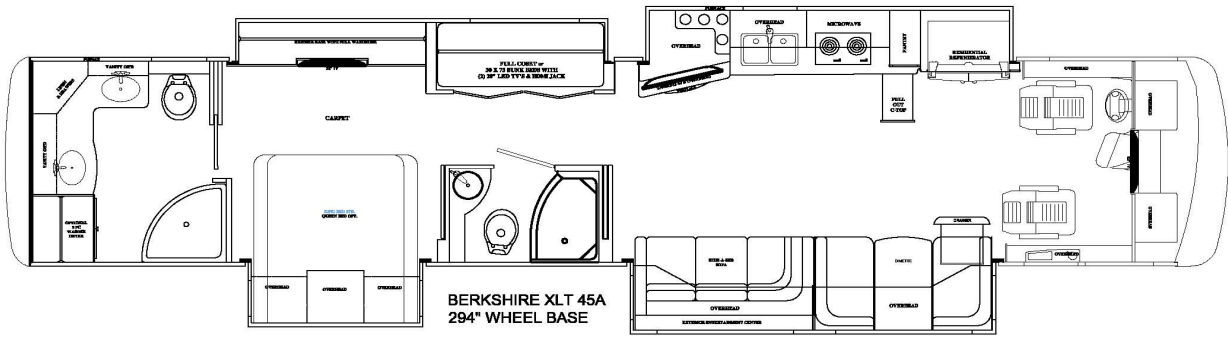
Notes:

1) Complete hose kit number is 70045

Item, Length	Description / Location	Qty	Color	Part Number
Kit	(Items listed below)	1		8079A & 8079B
Pump	6-Function, 2 rooms, Jacks	1		7731
Jacks(Front)	12,000 lbs, 16" Stroke	2		7214
Jacks(Rear)	17,500 lbs, 18" Stroke	2		7134
Touch Pad	Located to the left of the drivers seat	1		3103
AL Controller	Attached to bottom of structure	1		2730
Main Harness	Connects pump, controller, and touch pad	1		6981
Sync Cylinder	Mounting between frame rails for Slide 4	1		7903
Hose, 4'	Pump to Jack, DS Front Top	1	Brown	2459
Hose, 4'	Pump to Jack, DS Front Bottom	1	Brown Stripe	2459
Hose, 8'	Pump to Jack, PS Front Top	1	White	2463
Hose, 8'	Pump to Jack, PS Front Bottom	1	White Stripe	2463
Hose, 32'	Pump to Jack, PS Rear Top	1	Yellow	2482
Hose, 10'	DS Rear Bottom, PS Rear Bottom	1	Yel Strp/Ora Strp	2465
Hose, 30'	Pump to Jack, DS Rear Top	1	Orange	2527
Hose, 30'	Pump to Jack, DS Rear Bottom	1	Orange Stripe	2527
Slide Room 1	24" Above Floor(EQ)	1		70043
Hose, 24'	Pump to Room 1	2	Green	2478
Hose, 18'	Sync Cyl to Front Slide Cylinder	2	Green-2 Sticker	2473
Hose, 18'	Sync Cyl to Rear Slide Cylinder	2	Green-2 Sticker	2473
Slide Room 2	Equalizer Electric	1		70006
Slide Room 3	32" Flush Floor(EQ)	1		70058
Hose, 18'	Pump to Room 3	2	Purple	2473

Revisions

**Forest River Diesel
2018 Berkshire XLT
45A**

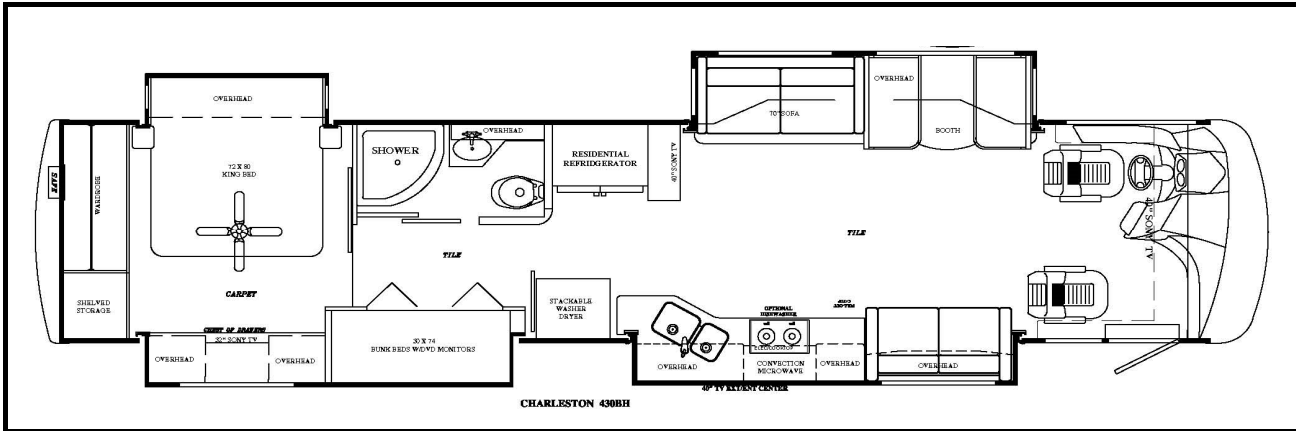
**Notes:**

1) Complete hose kit number is 70059

[illegible]

Revisions

**Forest River Diesel
2018 Charleston
430BH**

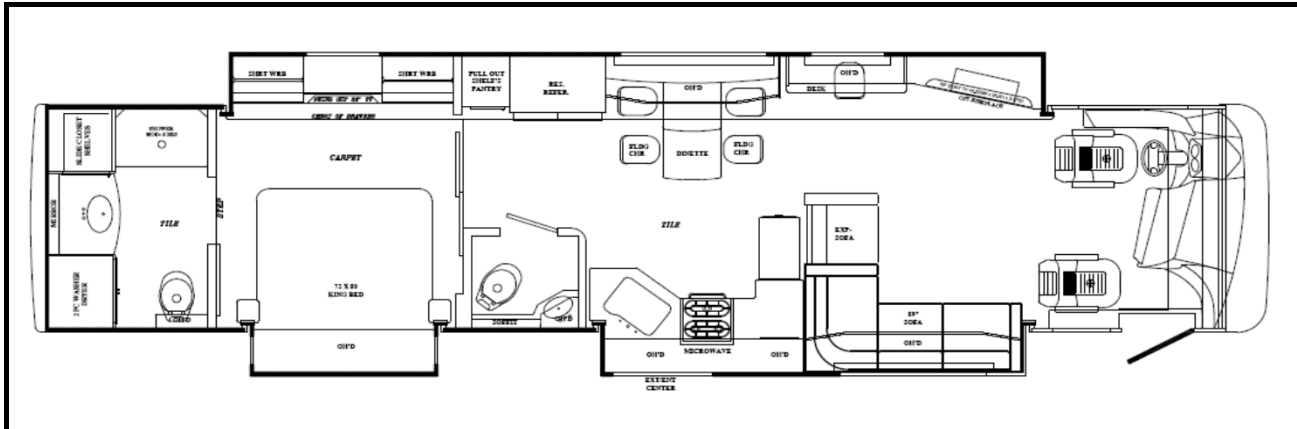


Notes:

1) Complete hose kit number is 7606

[illegible]

**Forest River Diesel
2018 Charleston
430RB**



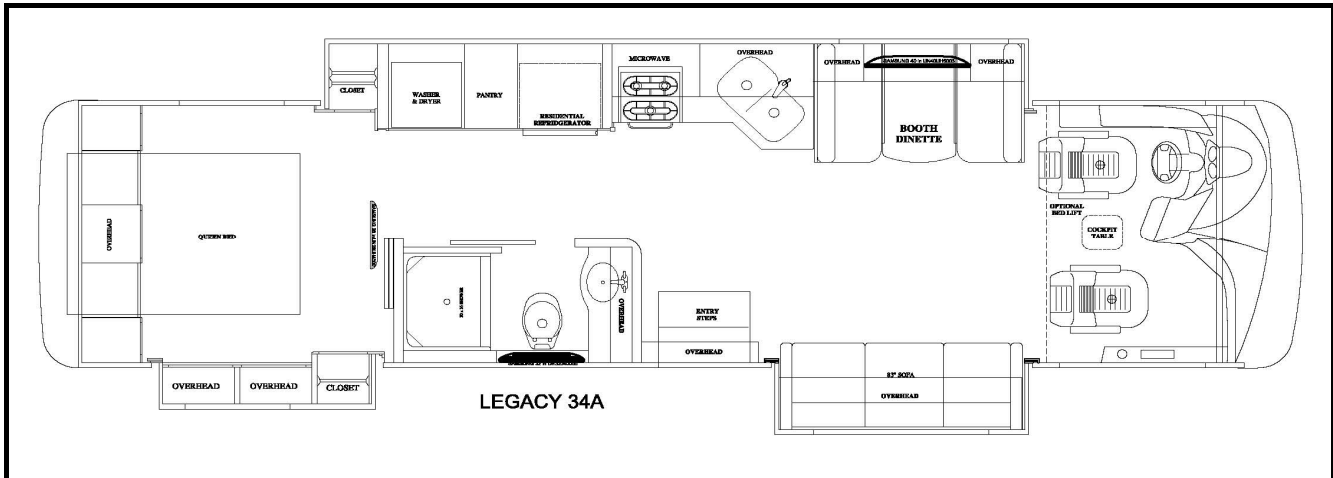
Notes:

1) Complete hose kit number 7902

Item, Length	Description / Location	Qty	Color	Part Number
Kit	(Items listed below)	1		8697A & 8697B
Pump	6-Function, 2 Rooms, Jacks	1		7731
Jacks (front)	12,000 lbs, 16" Stroke	2		7214
Jacks (rear)	17,500 lbs, 18" Stroke	2		7134
Touch Pad	Located to the left of the drivers seat	1		3103
AL Controller	Attached to bottom of structure	1		2730
Main Harness	Connects pump, controller, and touch pad	1		6861BR
Sync Cylinder	Mounting between frame rails for slide 1	1		7903
Hose, 36'	Pump to Jack, DS Front Top	1	Brown	2486
Hose, 10'	DS Front Jack Bottom, PS Front Jack Bottom	1	Brn./Whi. Stripe	2465
Hose, 34'	Pump to Jack, PS Front Top	1	White	2484
Hose, 34'	Pump to Jack, PS Front Bottom	1	White Stripe	2484
Hose, 10'	Pump to Jack, PS Rear Top	1	Yellow	2465
Hose, 10'	Pump to Jack, PS Rear Bottom	1	Yellow Stripe	2465
Hose, 12'	Pump to Jack, DS Rear Top	1	Orange	2467
Hose, 12'	Pump to Jack, DS Rear Bottom	1	Orange Stripe	2467
Hose, 28'	Pump to Sync. Cylinder	2	Green	2535
Slide Room 1	24" Flush EQ Four Arm	1		7900
Hose, 18'	Sync Cyl to Front Slide Cylinder	2	Green	2473
Hose, 18'	Sync Cyl to Rear Slide Cylinder	2	Green	2473
Slide Room 2	Equalizer Electric	1		7343
Slide Room 3	20" -Norco Timed- EQ Slide Cylinder	1		7602
Hose, 32'	Pump to Room 3	2	Purple	2482
Slide Room 4				

Revisions

**Forest River Diesel
2019 Legacy
34A**



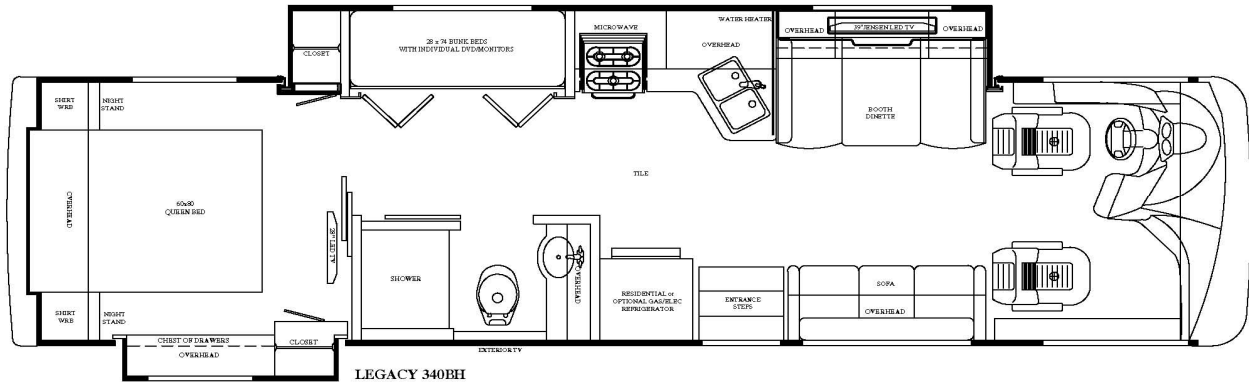
Notes:

- 1) Complete hose kit number is 70067
- 2) Beginning on 11/1/18 pump changed from 7604 to 7731KS

Item, Length	Description / Location	Qty	Color	Part Number
Kit	(Items listed below)	1		8413A & 8413B
Pump	6-Function, 2 Rooms, Jacks	1		7731KS
Jacks	12,000 lbs, 16" Stroke	4		7214
Touch Pad	Located to the left of the drivers seat	1		3103
AL Controller	Attached to bottom of structure	1		2730
Main Harness	Connects pump, controller, and touch pad	1		6862BR
Sync Cylinder	Mounting between frame rails for slide	1		7903
Hose, 28'	Pump to Jack, DS Front Top	1	Brown	2535
Hose, 28'	Pump to Jack, DS Front Bottom	1	Brown Stripe	2535
Hose, 32'	Pump to Jack, PS Front Top	1	White	2482
Hose, 10'	DS Front Jack Bottom, PS Front Jack Bottom	1	Brn./Whi. Stripe	2465
Hose, 12'	Pump to Jack, PS Rear Top	1	Yellow	2467
Hose, 12'	Pump to Jack, PS Rear Bottom	1	Yellow Stripe	2467
Hose, 6'	Pump to Jack, DS Rear Top	1	Orange	2461
Hose, 6'	Pump to Jack, DS Rear Bottom	1	Orange Stripe	2461
Hose, 18'	Pump to Sync Cylinder	2	Green	2473
Slide Room 1	24" EQ (3) Platform Above Floor	1		(2) 7369, (1) 7662
Hose, 16'	Sync Cyl to Front Slide Cylinder	2	Green	2471
Hose, 16'	Sync Cyl to Rear Slide Cylinder	2	Green	2471
Slide Room 2	Lippert Electric	1		
Slide Room 3	24" EQ Platform Above Floor	1		7369
Hose, 26'	Pump to Room 3	2	Purple	3018

Revisions

**Forest River Diesel
2019 Legacy
340BH**

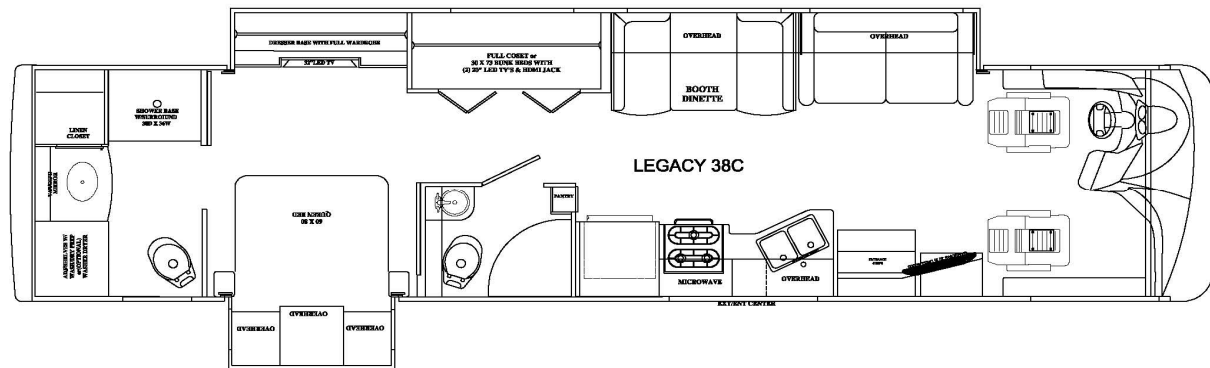
**Notes:**

- | |
|----------------------------------------------------------|
| 1) Complete hose kit number is 70033 |
| 2) Beginning on 11/1/18 pump changed from 7611 to 7611KS |

[illegible]

Revisions

**Forest River Diesel
2019 Legacy
38C**

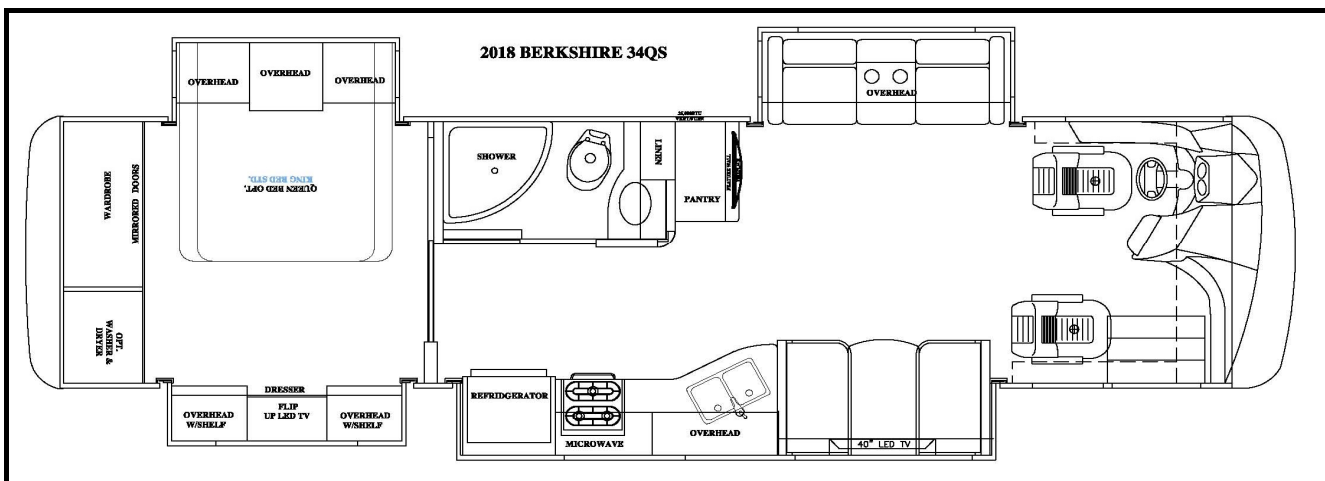
**Notes:**

- | |
|----------------------------------------------------------|
| 1) Complete hose kit number is 70034 |
| 2) Beginning on 11/1/18 pump changed from 7611 to 7611KS |

[illegible]

Revisions

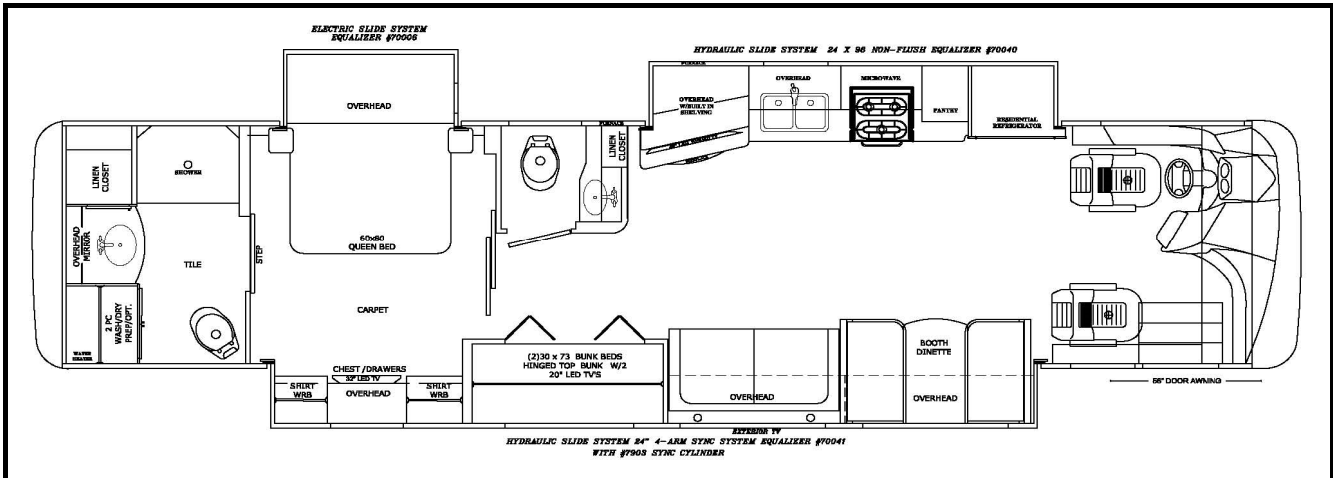
**Forest River Diesel
2019 Berkshire
34QS**



Notes:

- | |
|-------------------------------------------------------|
| 1) Complete hose kit number is 70063 |
| 2) Beginning 11/1/18 pump changed from 7611 to 7611KS |

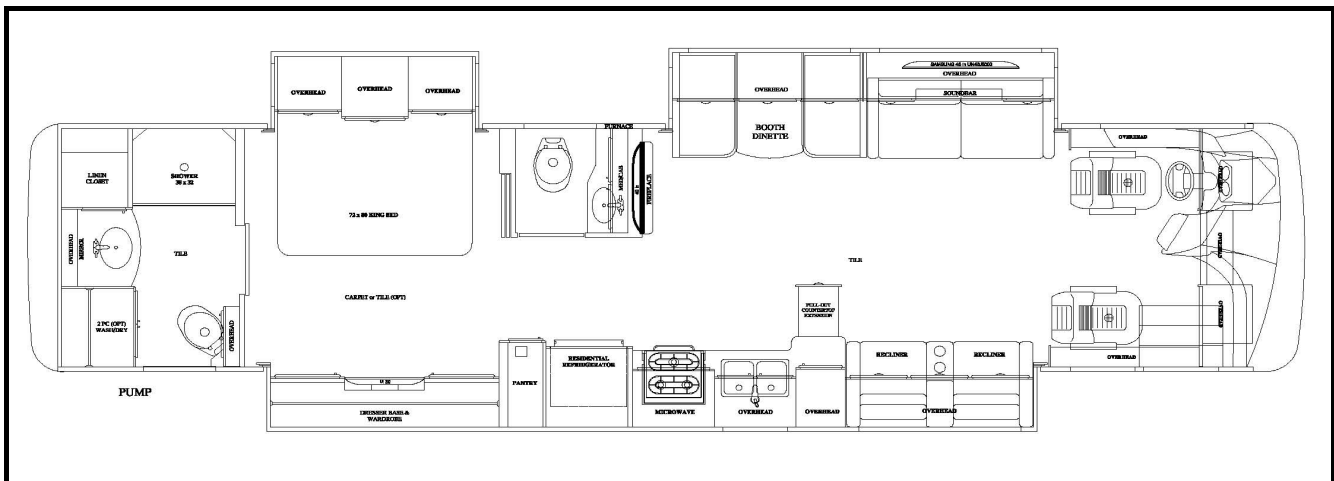
**Forest River Diesel
2019 Berkshire
38A**

**Notes:**

- | |
|-------------------------------------------------------|
| 1) Complete hose kit number is 70044 |
| 2) Beginning 11/1/18 pump changes from 7604 to 7731KS |

[illegible]

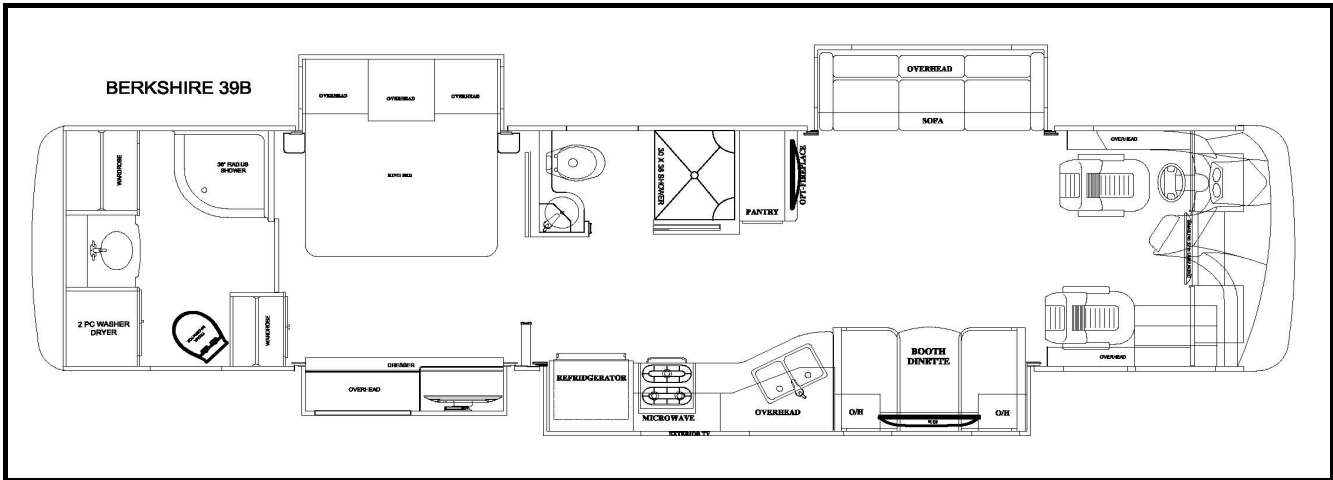
**Forest River Diesel
2019 Berkshire
39A**

**Notes:**

- | |
|-------------------------------------------------------|
| 1) Complete hose kit number is 70044 |
| 2) Beginning 11/1/18 pump changes from 7604 to 7731KS |

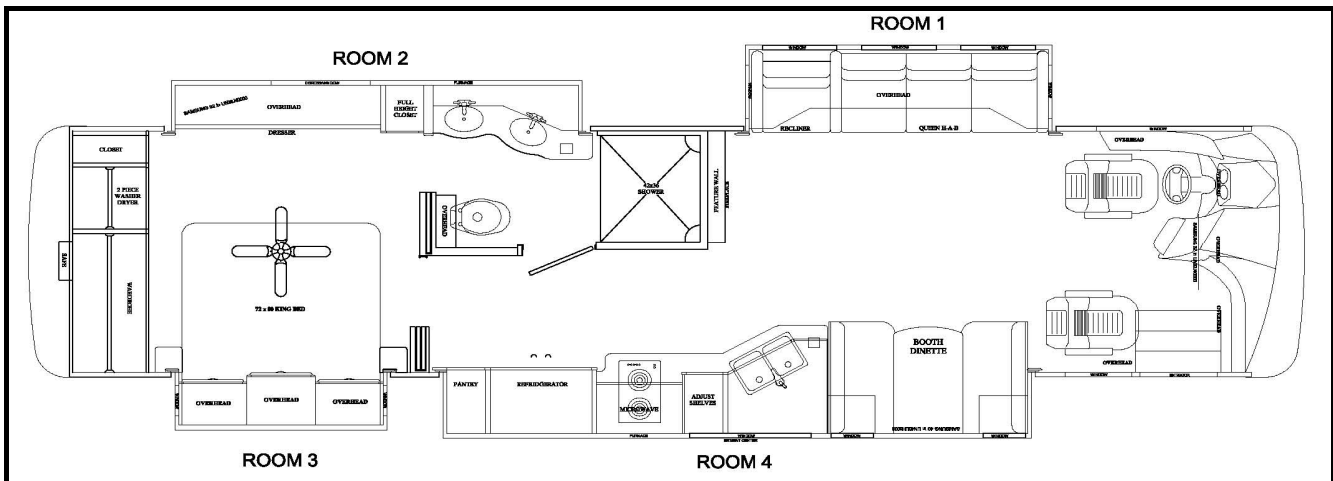
[illegible]

**Forest River Diesel
2019 Berkshire
39B**

**Notes:**

- | |
|-------------------------------------------------------|
| 1) Complete hose kit number is 70159 |
| 2) Beginning 11/1/18 pump changed from 7611 to 7611KS |

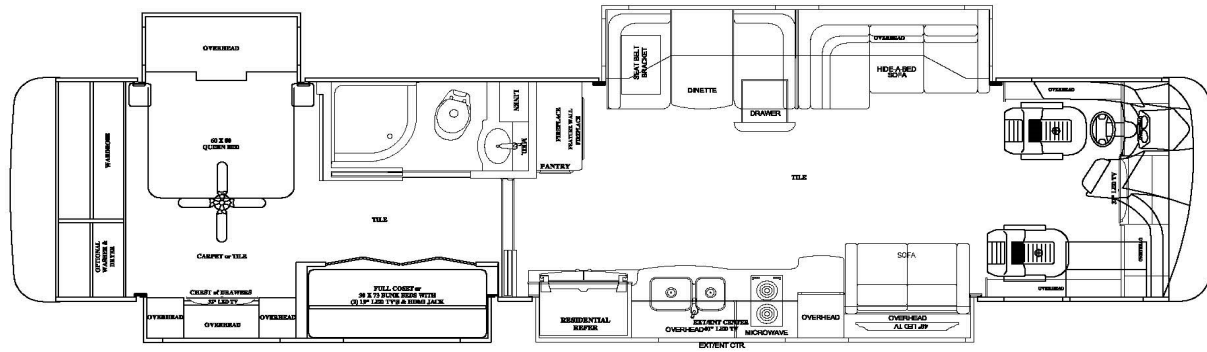
**Forest River Diesel
2019 Berkshire XL
37A**

**Notes:**

- | |
|-------------------------------------------------------|
| 1) Complete hose kit number is 70088 |
| 2) Beginning 11/1/18 pump changes from 7604 to 7731KS |

[illegible]

**Forest River Diesel
2019 Berkshire XL
40BH**



2019MY BERKSHIRE XL 40BH

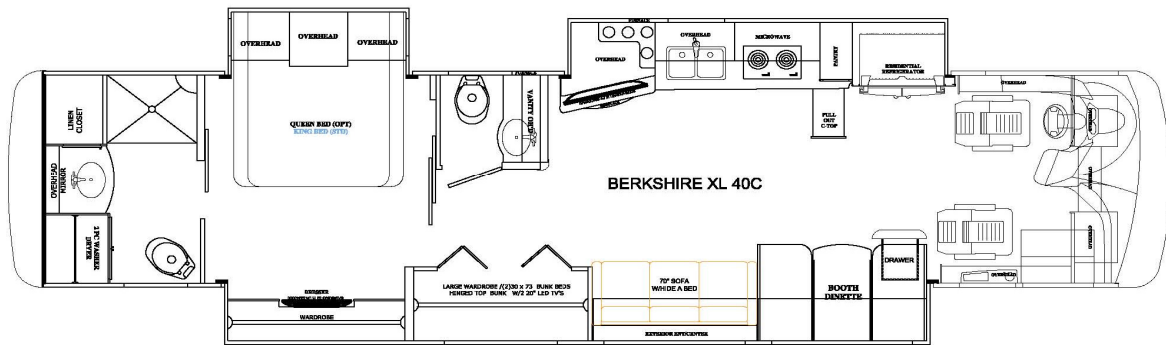
Notes:

- 1) Complete hose kit number is 70107
- 2) Beginning 11/1/18 pump changes from 7731 to 7731KS

Item, Length	Description / Location	Qty	Color	Part Number
Kit	(Items listed below)	1		8424A & B
Pump	6-Function, 2 Rooms, Jacks	1		7731KS
Jacks	12,000 lbs, 16" Stroke	4		7214
Touch Pad	Located to the left of the drivers seat	1		3103
AL Controller	Attached to bottom of structure	1		2730
Main Harness	Connects pump, controller, and touch pad	1		6862BR
Sync Cylinder	Mounting between frame rails for slide 4	1		70016
Hose, 30'	Pump to Jack, DS Front Top	1	Brown	2527
Hose, 30'	Pump to Jack, DS Front Bottom	1	Brown Stripe	2527
Hose, 30'	Pump to Jack, PS Front Top	1	White	2527
Hose, 10'	DS Front Jack Bottom, PS Front Jack Bottom	1	Brn./Whi. Stripe	2465
Hose, 10'	Pump to Jack, PS Rear Top	1	Yellow	2465
Hose, 10'	Pump to Jack, PS Rear Bottom	1	Yellow/Stripe	2465
Hose, 12'	Pump to Jack, DS Rear Top	1	Orange	2467
Hose, 12'	Pump to Jack, DS Rear Bottom	1	Orange Stripe	2467
Slide Room 1	32" Flush Floor(EQ)	1		7293
Hose, 28'	Pump to Room 1	2	Green	2535
Slide Room 2	Equalizer Electric	1		70006
Slide Room 3	LCI Electric	1		
Slide Room 4	18" Above Floor(EQ)	1		70090
Hose, 26'	Pump to Room 4	2	Purple	3018
Hose, 12'	Sync to Front Slide Cylinder	2	Purple	2467
Hose, 12'	Sync to Rear Slide Cylinder	2	Purple	2467

Revisions

**Forest River Diesel
2019 Berkshire XL
40C**



Notes:

- 1) Complete hose kit number is 70044
- 2) Beginning 11/1/18 pump changes from 7604 to 7731KS

Item, Length	Description / Location	Qty	Color	Part Number
Kit	(Items listed below)	1		8078A & 8078B
Pump	6-Function, 2 rooms, Jacks	1		7731KS
Jacks	12,000 lbs, 16" Stroke	4		7214
Touch Pad	Located to the left of the drivers seat	1		3103
AL Controller	Attached to bottom of structure	1		2730
Main Harness	Connects pump, controller, and touch pad	1		6862BR
Sync Cylinder	Mounting between frame rails for Slide 4	1		7903
Hose, 30'	Pump to Jack, DS Front Top	1	Brown	2527
Hose, 30'	Pump to Jack, DS Front Bottom	1	Brown Stripe	2527
Hose, 32'	Pump to Jack, PS Front Top	1	White	2482
Hose, 10'	DS Front Bottom, PS Front Bottom	1	Brn Strp/Whi Strp	2465
Hose, 10'	Pump to Jack, PS Rear Top	1	Yellow	2465
Hose, 10'	Pump to Jack, PS Rear Bottom	1	Yellow/Stripe	2465
Hose, 12'	Pump to Jack, DS Rear Top	1	Orange	2467
Hose, 12'	Pump to Jack, DS Rear Bottom	1	Orange Stripe	2467
Slide Room 1	24" Above Floor(EQ)	1		70040
Hose, 28'	Pump to Room 1	2	Green	2535
Slide Room 2	Equalizer Electric	1		70006
Slide Room 3	24" Above Floor(EQ)	1		70041
Hose, 26'	Pump to Sync Cylinder	2	Purple	3018
Hose, 16'	Sync Cyl to Front Slide Cylinder	2	Purple-2 Stickers	2471
Hose, 16'	Sync Cyl to Rear Slide Cylinder	2	Purple-2 Stickers	2471

Revisions

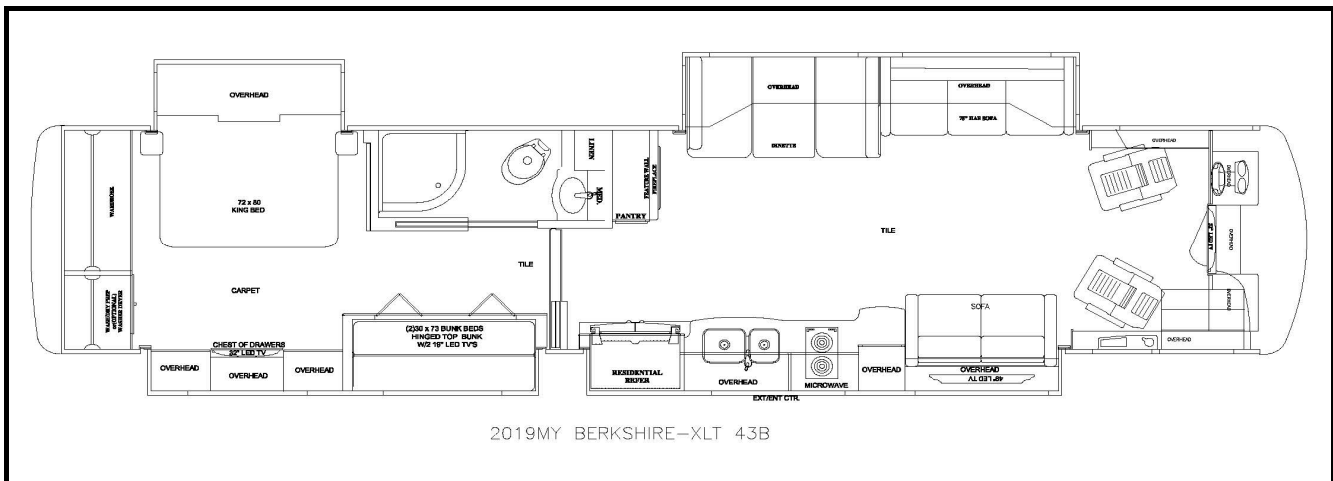
2019 BERKSHIRE XL 40D



- [illegible]

[illegible]

**Forest River Diesel
2019 Berkshire XLT
43B**



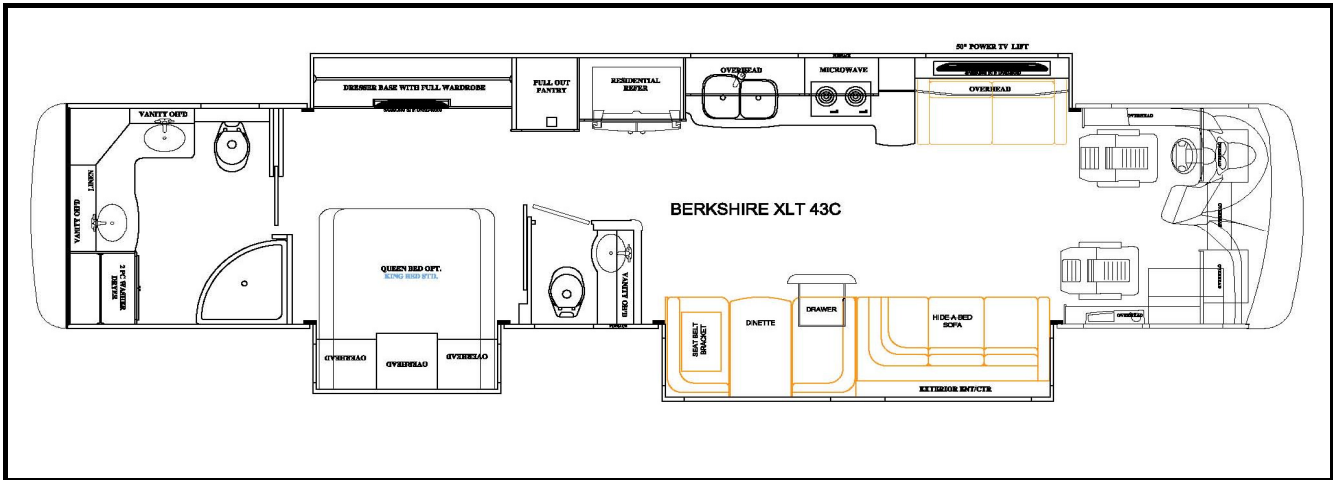
Notes:

- 1) Complete hose kit number is 70017
- 2) Beginning 11/1/18 pump changes from 7731 to 7731KS

Item, Length	Description / Location	Qty	Color	Part Number
Kit	(Items listed below)	1		8235A & 8235B
Pump	6-Function, 2 rooms, Jacks	1		7731KS
Jacks(Front)	12,000 lbs, 16" Stroke	2		7214
Jacks(Rear)	17,500 lbs, 18" Stroke	2		7134
Touch Pad	Located to the left of the drivers seat	1		3103
AL Controller	Attached to bottom of structure	1		2730
Main Harness	Connects pump, controller, and touch pad	1		6981
Sync Cylinder	Mounting between frame rails for Slide 4	1		70016
Hose, 4'	Pump to Jack, DS Front Top	1	Brown	2459
Hose, 4'	Pump to Jack, DS Front Bottom	1	Brown Stripe	2459
Hose, 8'	Pump to Jack, PS Front Top	1	White	2463
Hose, 8'	Pump to Jack, PS Front Bottom	1	White Stripe	2463
Hose, 32'	Pump to Jack, PS Rear Top	1	Yellow	2482
Hose, 10'	DS Rear Bottom, PS Rear Bottom	1	Yel Strp/Ora. Strp	2465
Hose, 30'	Pump to Jack, DS Rear Top	1	Orange	2527
Hose, 30'	Pump to Jack, DS Rear Bottom	1	Orange Stripe	2527
Slide Room 1	32" Flush Floor(EQ)	1		7293
Hose, 18'	Pump to Room 1	2	Green	2473
Slide Room 2	Equalizer Electric	1		70006
Slide Room 3	Lippert Electric	1		
Slide Room 4	18" Above Floor(EQ)	1		70090
Hose, 18'	Pump to Sync Cylinder	2	Purple	2473
Hose, 12'	Sync Cyl to Front Slide Cylinder	2	Purple	2467
Hose, 12'	Sync Cyl to Rear Slide Cylinder	2	Purple	2467

Revisions

**Forest River Diesel
2019 Berkshire XLT
43C**

**Notes:**

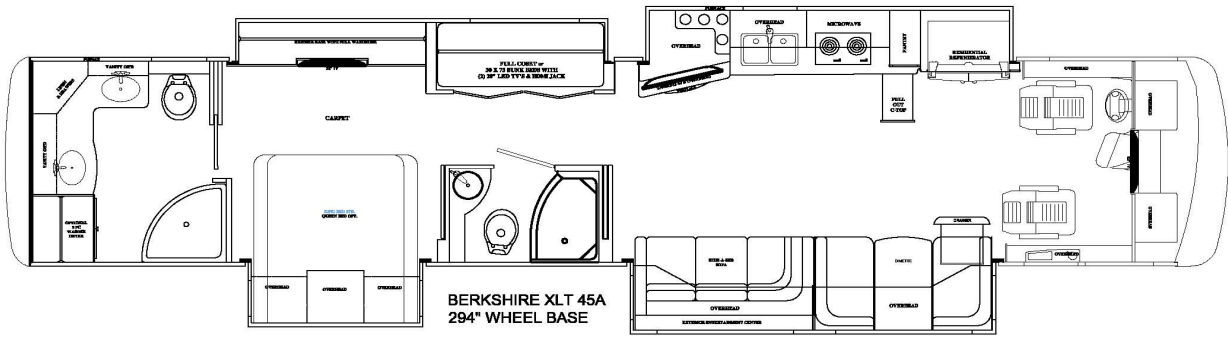
- | |
|-------------------------------------------------------|
| 1) Complete hose kit number is 70045 |
| 2) Beginning 11/1/18 pump changes from 7731 to 7731KS |

[illegible]

Revisions

[illegible]

**Forest River Diesel
2019 Berkshire XLT
45A**

**Notes:**

- 1) Complete hose kit number is 70059
- 2) Beginning 11/1/18 pump changes from 7731 to 7731KS

[illegible]

Revisions

**Forest River Diesel
2019 Berkshire XLT
45B**

**Notes:**

- | |
|-------------------------------------------------------|
| 1) Complete hose kit number is 70059 |
| 2) Beginning 11/1/18 pump changes from 7731 to 7731KS |

[illegible]

Revisions
